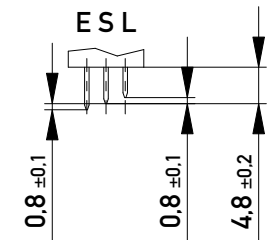


Stecklänge / mating length

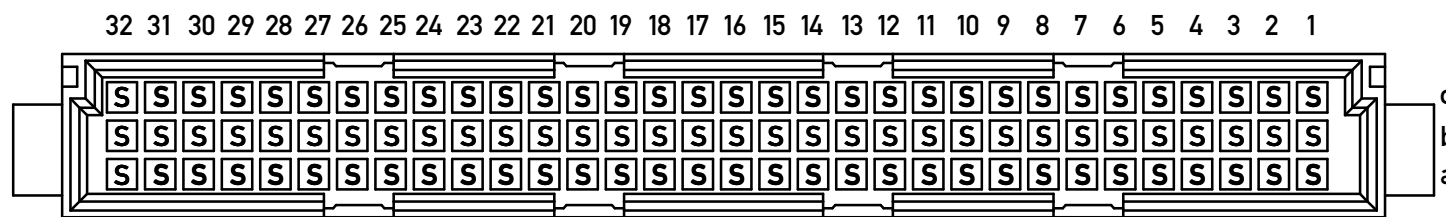


E = early mate, late break / voreilend

S = standard

L = late mate, early break / nacheilend

Bestückungsplan / contact layout



Lötanschluss 0,6x0,6mm / solder terminal 0,6x0,6mm

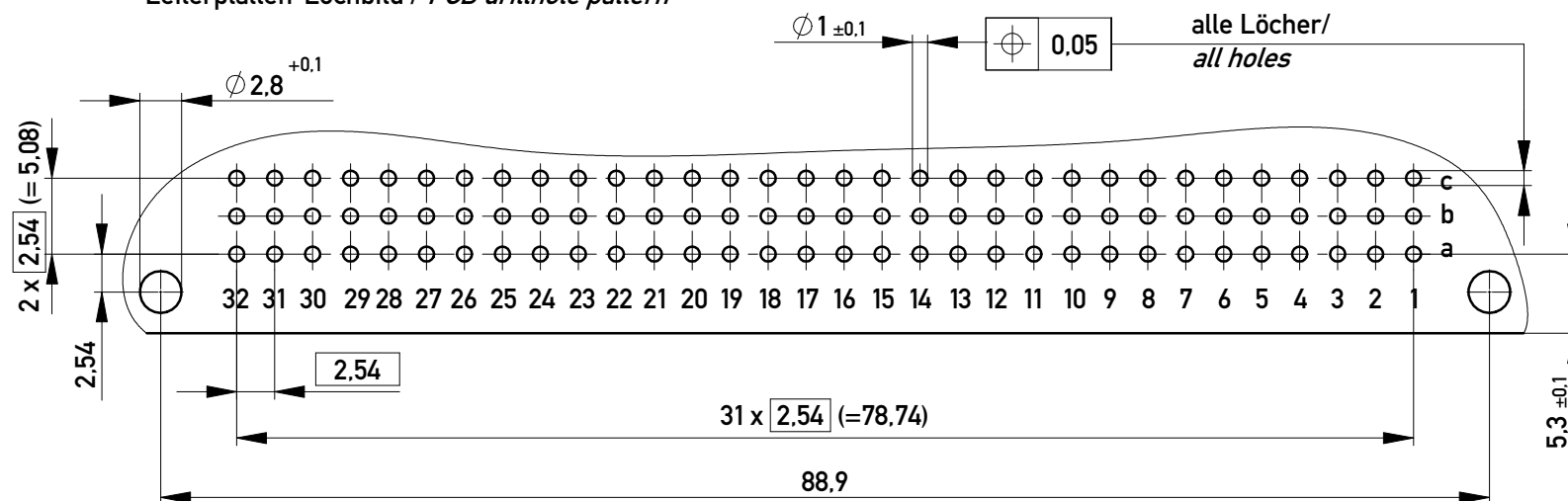
Bauart 4 / type 4

Anforderungsstufe 2 = 400 Steckzyklen / performance class 2 = 400 mating cycles

Fehlende Maße und Angaben nach IEC 60 603-2 / DIN EN 60 603-2

Missing information and dimensions per IEC 60 603-2 / DIN EN 60 603-2

Leiterplatten-Lochbild / PCB drillhole pattern



Copyright by ERNI GmbH
Proprietary notice pursuant to ISO 16016 to be observed.

Information:		Tolerances	Scale 2:1
All rights reserved. Only for Information. To ensure that this is the latest version of this drawing, please contact one of the ERNI companies before using.		 All Dimensions in mm	Designation Messerleiste C 96 Löt Male Connector C96 solder
Subject to modification without prior notice. Drawing will not be updated.			
a	30.10.2014	101103210022	
Index	Date	Class STVC	
		A3	