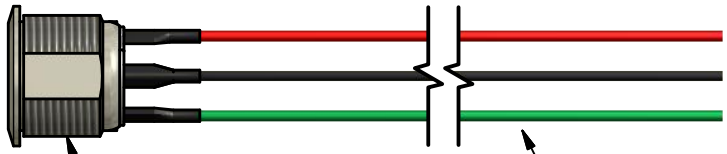



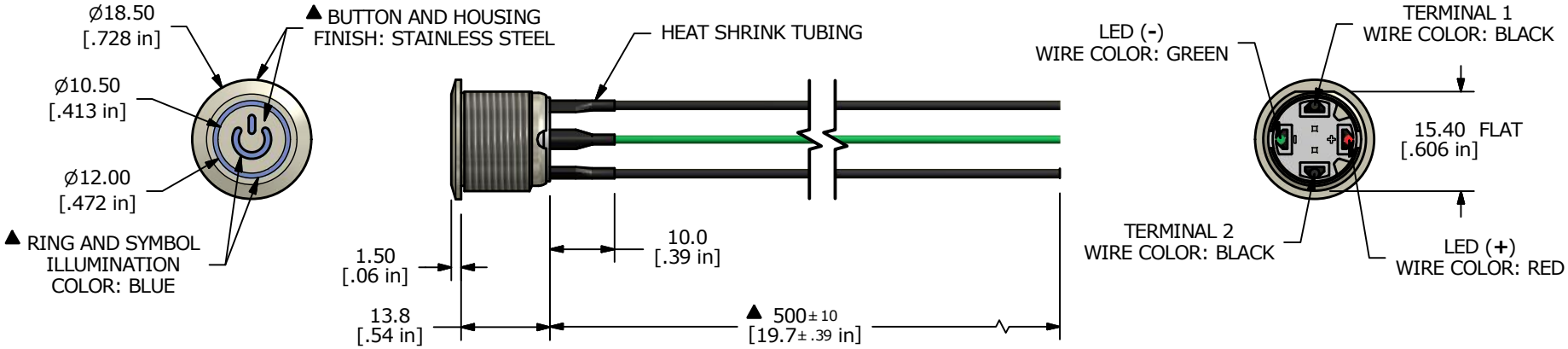

NOTE:
1. ALL DIMENSIONS IN MM [INCH]
2. GENERAL TOLERANCE: X.X = ±0.4
   X.XX = ±0.25
3. TERMINAL NUMBERS FOR REF ONLY
4. CONTACT MATERIAL: SILVER PLATED
5. RATING: 2A 36VDC
6. ELECTRIC LIFE: 200,000
7. INSULATION RESISTANCE: 1,000MΩ MIN @ 500VDC.
8. DIELECTRIC STRENGTH: 2,000VAC MIN. FOR 1 MINUTE
9. CONTACT RESISTANCE: 50mΩ MAX. @ 1A 12VDC
10. OPERATING TEMP.: -20°C to 70°C
11. TRAVEL: 2.0mm
12. ▲ DENOTES CRITICAL PARAMETER.
▲ 13. ILLUMINATION COLOR: BLUE
14. HARDWARE SUPPLIED: O-RING AND HEXNUT (NOT SHOWN)
▲ 15. ILLUMINATION VOLTAGE RATING: 2.8 - 3.7V @ 20 mA
16. 2011/65/EC (ROHS) COMPLIANT
17. INGRESS PROTECTION: IP67

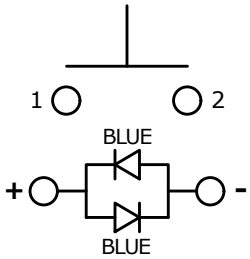

▲ SCHEMATIC
OFF - (ON)
( ) DENOTES MOMENTARY FUNCTION

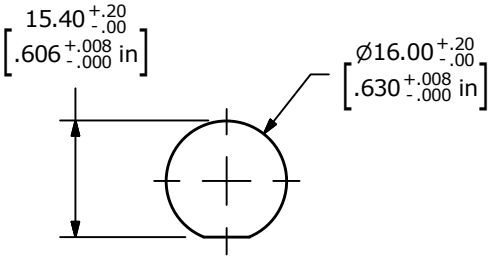

RECOMMENDED
PANEL CUT-OUT

REV	PCR NO	DESCRIPTION	DATE	BY
A	23187	NEW RELEASE	1/31/18	MJR

THE INFORMATION CONTAINED IN THIS DOCUMENT IS PROPRIETARY TO E-SWITCH AND IS NOT TO BE COPIED OR TRANSFERRED

E-SWITCH®

TITLE	PVA6FPW4S41			
SCALE 1:1	DATE 1/31/2018	DR MJR	DWG T960024	REV A