



Series 0517 Pin-Line Vertisocket™ w/Collet Contacts

FEATURES

- Mount components, jumpers, etc., at right angle to PC board
- Available in 1 to 25 positions; cuttable to any number desired

GENERAL SPECIFICATIONS

- **BODY MATERIAL:** black UL 94V-0 glass-filled 4/6 Nylon
- **PIN BODY:** Brass 360 1/2-hard per UNS C36000 ASTM B16/B16M-05
- **PIN BODY PLATING:** 200μ [5.08μ] 93/7 Sn/Pb per ASTM B545 –OR– 200μ [5.08μ] min. Sn per ASTM B545 Type 1 over 100μ [2.54μ] Ni per SAE AMS-QQ-N-290B
- **4-FINGER COLLET CONTACT:** BeCu per UNS C17200 ASTM B194-08
- **CONTACT PLATING:** 30μ [0.76μ] Au per MIL-G-45204 over 50μ [1.27μ] Ni per SAE AMS-QQ-N-290B
- **CONTACT CURRENT RATING:** 3 amps
- **OPERATING TEMPERATURE:** 221°F [105°C]
- **INSERTION FORCE:** 180g/pin, based on 0.018 [0.46] dia. test lead
- **WITHDRAWAL FORCE:** 90g/pin, based on 0.018 [0.46] dia. test lead
- **NORMAL FORCE:** 140g/pin, based on 0.018 [0.46] dia. test lead
- **ACCEPTS LEADS:** 0.015-0.025 [0.38-0.64] dia., 0.110-0.150 [2.79-3.81] long

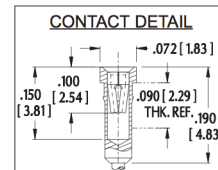
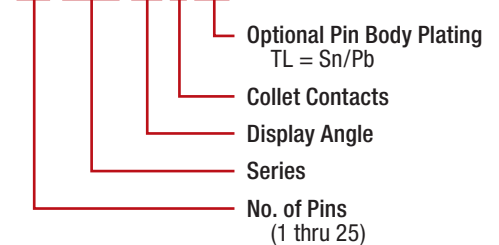
MOUNTING CONSIDERATIONS

- **SUGGESTED PCB HOLE SIZE:** 0.035 ±0.002 [0.89 ±0.05] dia.

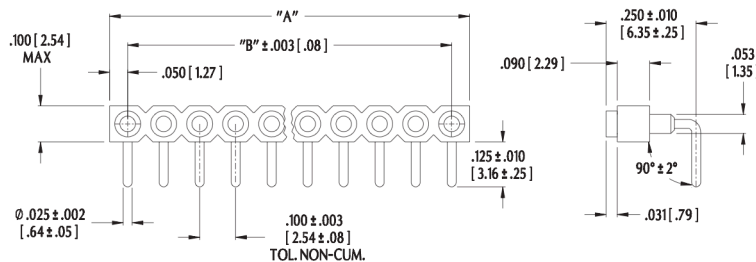


ORDERING INFORMATION

XX-0517-90 C XX



"A"=(NO. OF PINS X .100 [2.54])
 "B"=(NO. OF PINS - 1) X .100 [2.54]



ALL DIMENSIONS: INCHES [MILLIMETERS]
 ALL TOLERANCES: ±0.005 [0.13] UNLESS OTHERWISE SPECIFIED
 FOR COLLET CONTACTS ON 0.200 [5.08] CENTERS, SEE [DATA SHEET 13007](#)
 FOR BIFURCATED CONTACTS, SEE [DATA SHEET 13006](#)
 CONSULT FACTORY FOR OTHER SIZES AND CONFIGURATIONS

CUSTOMIZATION: ARIES SPECIALIZES IN CUSTOM DESIGN AND PRODUCTION. SPECIAL MATERIALS, PLATINGS, SIZES, AND CONFIGURATIONS CAN BE FURNISHED, DEPENDING ON QUANTITY.
 ARIES RESERVES THE RIGHT TO CHANGE PRODUCT GENERAL SPECIFICATIONS WITHOUT NOTICE
 PRINTOUTS OF THIS DOCUMENT MAY BE OUT-OF-DATE AND SHOULD BE CONSIDERED UNCONTROLLED



2609 Bartram Road • Bristol, PA 19007-6810 USA
 TEL 215-781-9956 • FAX 215-781-9845
WWW.ARIESELEC.COM • INFO@ARIESELEC.COM



13009
 Rev. 6.1
 1 of 1