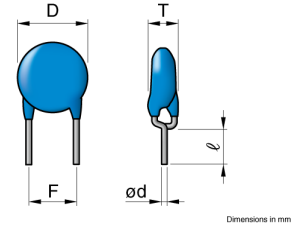


CK45-R3AD681KANRA



| | |
|---------------------|---|
| Applications | Automotive Grade |
| Feature | High High Voltage (1000V and over) |
| | Low D Low Dissipation |
| | Halogen-free Halogen-free |
| | AEC-Q200 AEC-Q200 |
| Series | CK45-RR |
| Status | Production |



| Size | |
|------------------|----------------|
| Diameter(D) | 9.50mm Max. |
| Thickness(T) | 5.00mm Max. |
| Lead Gap(F) | 5.00mm ±1.50mm |
| Lead Diameter(d) | 0.60mm ±0.05mm |

| Electrical Characteristics | |
|------------------------------|-------------|
| Capacitance | 680pF ±10% |
| Rated Voltage | 1kVDC |
| Withstanding Voltage | 4kVDC |
| Temperature Characteristic | R(+15,-30%) |
| Dissipation Factor (Max.) | 0.2% |
| Insulation Resistance (Min.) | 10000MΩ |

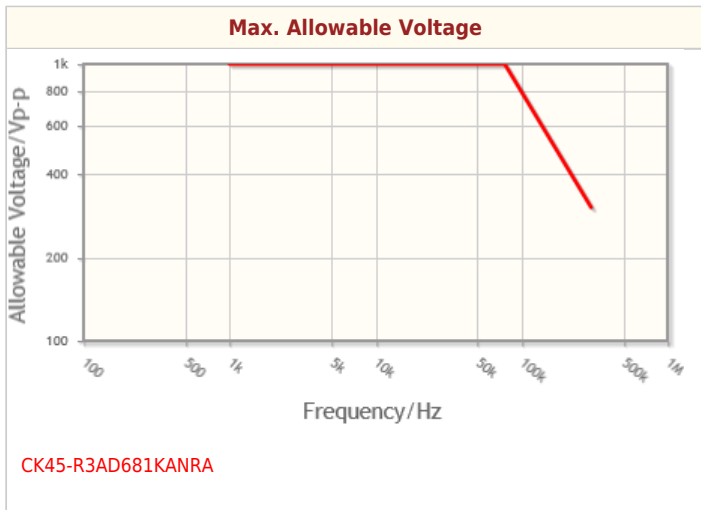
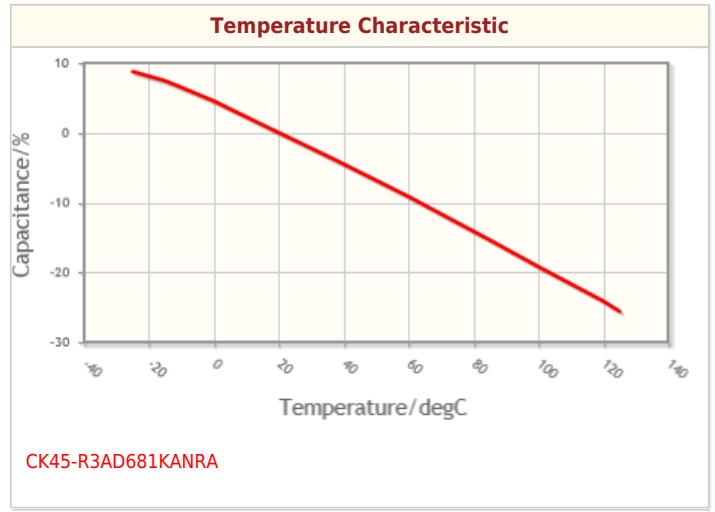
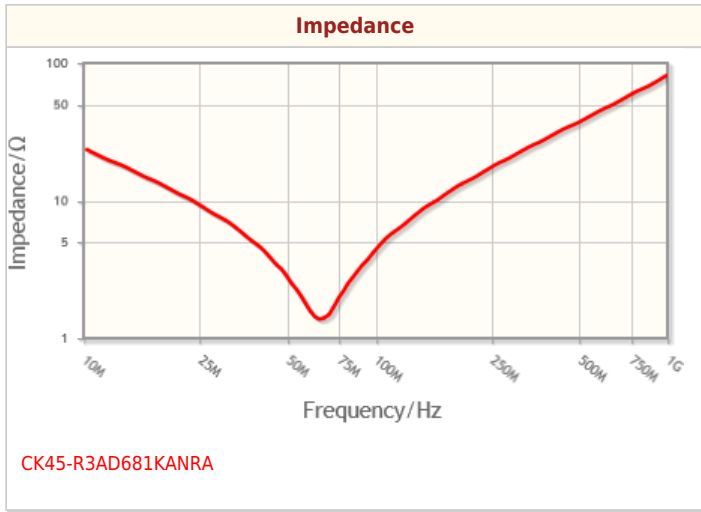
| Other | |
|----------------------------|----------------|
| Soldering Method | Wave (Flow) |
| | Iron Soldering |
| Lead Length / Package Type | 5mm for Bulk |
| AEC-Q200 | Yes |
| Package Quantity | 1000pcs |

! Images are for reference only and show exemplary products.
! This PDF document was created based on the data listed on the TDK Corporation website.
! All specifications are subject to change without notice.

CK45-R3AD681KANRA



Characteristic Graphs(This is reference data, and does not guarantee the products characteristics.)



! Images are for reference only and show exemplary products.
! This PDF document was created based on the data listed on the TDK Corporation website.
! All specifications are subject to change without notice.