

Features

- Low power loss, high efficiency.
- High current capability, low forward voltage drop.
- High surge capability.
- Guardring for overvoltage protection.
- Ultra high-speed switching.
- Silicon epitaxial planar chip, metal silicon junction.
- Suffix "H" indicates Halogen-free part, ex.SB3040CTH.
- Lead-free parts meet environmental standards of MIL-STD-19500 /228

Mechanical data

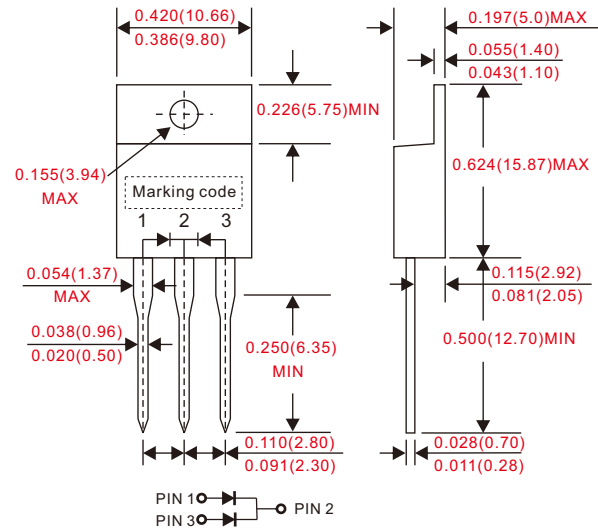
- Epoxy : UL94-V0 rated flame retardant.
- Case : JEDEC TO-220AB molded plastic body.
- Terminals : Solder plated, solderable per MIL-STD-750, Method 2026.
- Polarity: As marked.
- Mounting Position : Any.
- Weight : Approximated 2.25 gram.

Maximum ratings and electrical characteristics

Rating at 25°C ambient temperature unless otherwise specified. Single phase, half wave, 60Hz, resistive or inductive load. For capacitive load, derate current by 20%.

Outline

TO-220AB



Parameter	Conditions	Symbol	MIN.	TYP.	MAX.	UNIT
Forward rectified current	See Fig.1	I_o			30	A
Forward surge current	8.3ms single half sine-wave superimposed on rate load (JEDEC method)	I_{FSM}			200	A
Reverse current	$V_R = V_{RRM}$ $T_A = 25^\circ\text{C}$	I_R			0.5	mA
	$V_R = V_{RRM}$ $T_A = 100^\circ\text{C}$				20	
Diode junction capacitance	f=1MHz and applied 4V DC reverse voltage	C_j		250		pF
Thermal resistance	Junction to ambient	$R_{\theta JA}$		55		°C/W
Storage temperature		T_{STG}	-55		+175	°C

Symbol	Marking code	Max. repetitive peak reverse voltage V_{RRM} (V)	Max. RMS voltage V_{RMS} (V)	Max. DC blocking voltage V_R (V)	Max. forward voltage @15A, $T_A = 25^\circ\text{C}$ V_F (V)	Operating temperature T_J (°C)
SB3040CT	SB3040CT	40	28	40	0.55	-55 ~ +150
SB3045CT	SB3045CT	45	31.5	45		
SB3060CT	SB3060CT	60	42	60	0.70	
SB3065CT	SB3065CT	65	45.5	65		

■ Rating and characteristic curves

Fig. 1 - Forward Current Derating Curve

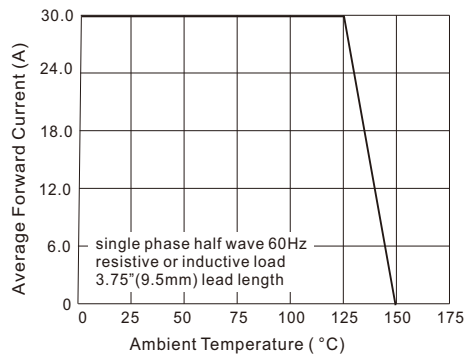


Fig. 2 - Maximum Non-Repetitive Peak Forward Surge Current

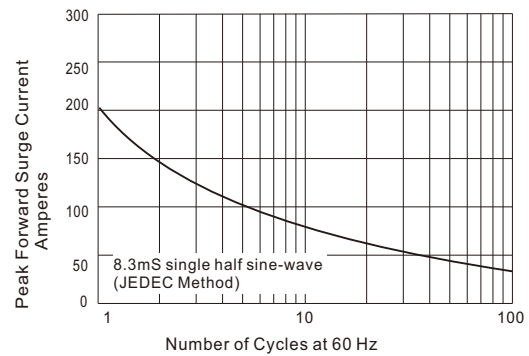


Fig. 3 - Instantaneous Forward Characteristics

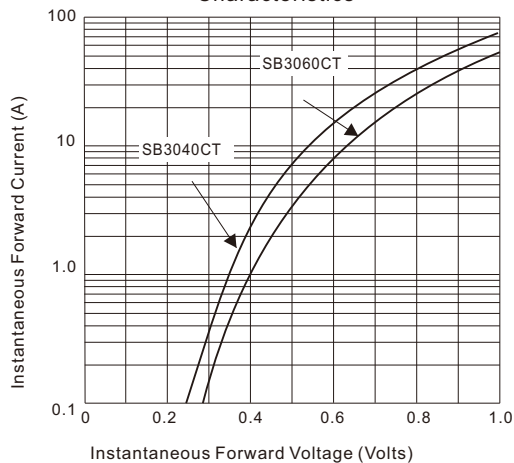
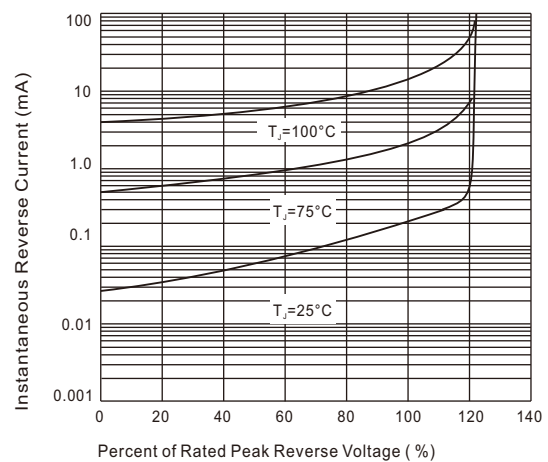


Fig. 4 - Reverse Characteristics



PACKAGE	SPQ/PCS	CARTON SPQ/PCS	CARTON SIZE/CM	CARTON GW/KG	CARTON NW/KG
TO-220AB	50/tube;1000/BOX	5000	58X23.5X18	15.00	13.00