
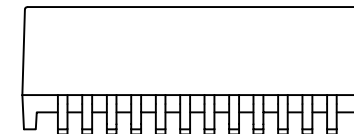



NOTES:

1. ROHS COMPLIANT
2. HEADER: THERMOSET PLASTIC MATERIAL WITH FLAMMABILITY RATING UL 94V-0 OR BETTER.
3. STORAGE TEMPERATURE: -50°C TO +125°C
4. COMPLIANCE TO J-STD:
 - A. J-STD-002: SOLDERABILITY AT 245°C REFLOW PROFILE
 - B. J-STD-020: LEVEL 1, NO MOISTURE SENSITIVE
 - C. J-STD-075: R7, 245°C MAXIMUM THROUGH REFLOW SOLDER
5. TO ORDER TAPE & REEL PACKAGING ADD A "T" SUFFIX TO THE PART NUMBER(i.e HX6098NL BECOMES HX6098NLT).

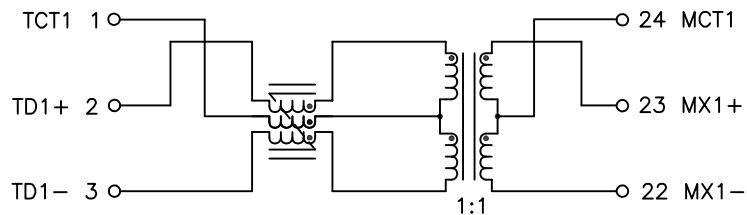


FINAL OUTLINE

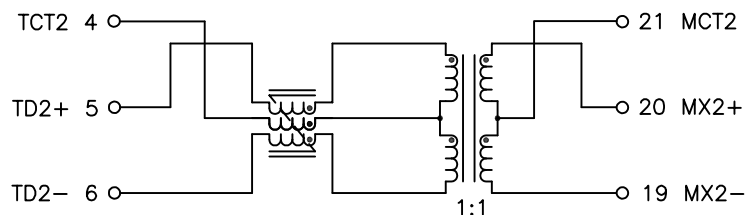
© Copyright, 2016. Pulse Electronics Corp. All rights reserved. Pulse confidential & proprietary. (09/27/16)

PRODUCT DESCRIPTION	TLA DRAWING	PS DRAWING	SHEET	PART NO.	DATASHEET REV.
MDL,SIN,1GPP,1:1,SM,TU	HX6098NL-10	PS-2473.001-A	1 OF 3	HX6098NL	C

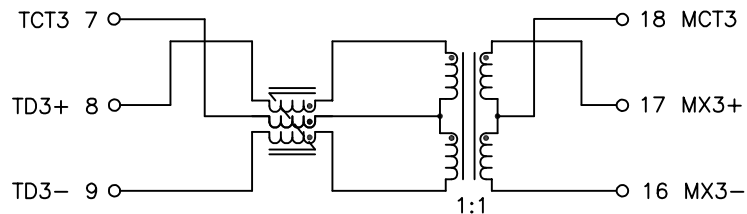
CHANNEL A



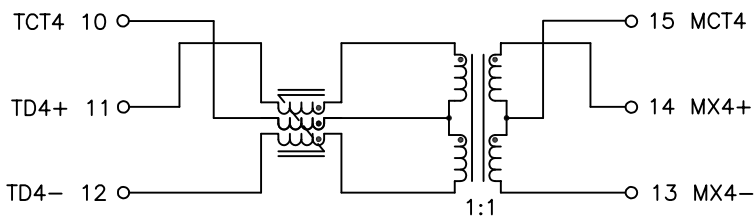
CHANNEL B



CHANNEL C



CHANNEL D



SCHEMATIC

ELECTRICAL CHARACTERISTICS AT +25°C UNLESS OTHER SPECIFIED
MEETS IEEE 802.3 SPECIFICATION

PARAMETER	SPECIFICATIONS		
OPERATING TEMPERATURE	-40°C TO +85°C		
URNS RATIO	1.00 ± 2%		
INTERWINDING CAPACITANCE (C _{ww})	20 pF TYP. @ 1 MHz		
LEAKAGE INDUCTANCE (LL)	250 nH TYP. @ 100 kHz, 100 mV		
URNS RATIO	1.00 ± 2%		
INSERTION LOSS	100 KHz	1-100 MHz	125 MHz
	-1.2 dB MAX	-1.0 dB MAX	-2.0 dB MAX
RETURN LOSS (Z OUT = 100 OHM ±15%)	1-40 MHz	40-100 MHz	
	-16 dB MIN	-10+20*LOG ₁₀ (f/80 MHz) dB MIN	
INDUCTANCE (OCL) (MEDIA SIDE, -40 - +85°C)	120 uH MIN (MEASURED AT 100 KHz, 100 mVRMS WITH 28 mA DC BIAS)		
CROSSTALK, ADJACENT CHANNELS	1 MHz	10-100 MHz	
	-50 dB MIN	-55+22*LOG ₁₀ (f/10) dB MIN	
COMMON MODE REJECTION RATIO	2 MHz	30-200 MHz	
	-50 dB MIN	-15+20*LOG ₁₀ (f/200) dB MIN	
DC RESISTANCE, 1/2 WINDING	.30 OHMS MAX.		
DC CURRENT/VOLTAGE RATING	1200 mA @ 57 V (CONTINUOUS)		
DC RESISTANCE BALANCE	±.05 OHMS MAX (CENTER TAP SYMMETRY)		
INPUT - OUTPUT ISOLATION	1500 VRMS MIN @ 60 SECONDS		

NOTE: f IS FREQUENCY IN MHZ.

© Copyright, 2016. Pulse Electronics Corp. All rights reserved. Pulse confidential & proprietary. (09/27/16)

PRODUCT DESCRIPTION
MDL,SIN,1GPP,1:1,SM,TU

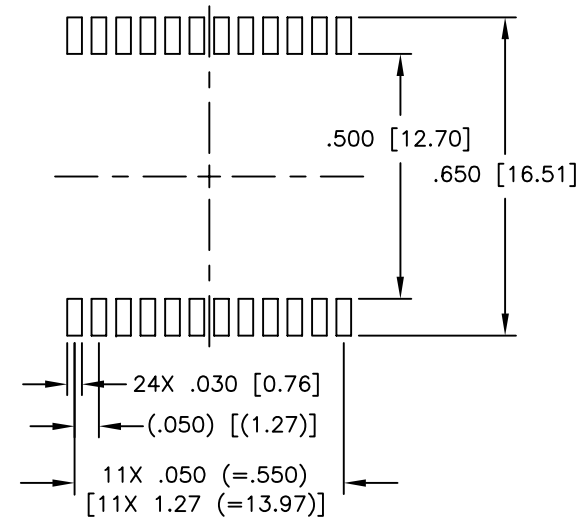
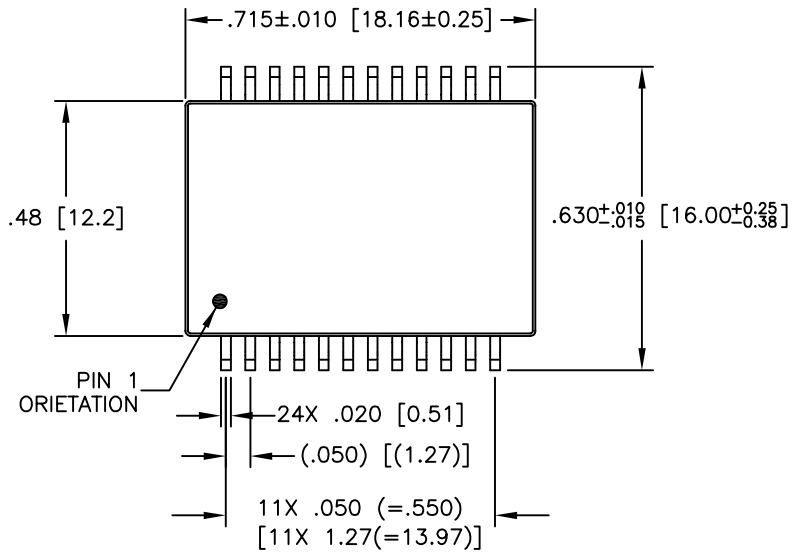
TLA DRAWING
HX6098NL-10

PS DRAWING
PS-2473.001-A

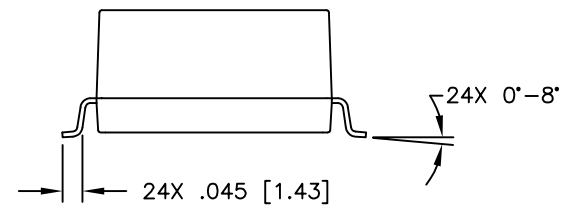
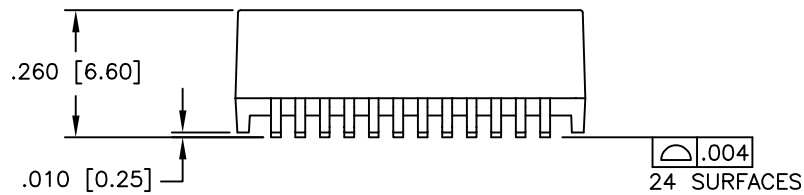
SHEET
2 OF 3

PART NO.
HX6098NL

DATASHEET REV.
C



SUGGESTED LAND PATTERN



DIMENSIONS ARE IN INCHES [MILLIMETERS] WITH THE FOLLOWING TOLERANCES: [MILLIMETERS] ARE FOR REFERENCE ONLY.
 .XX= ± 0.02 [± 0.5]
 .XXX= ± 0.010 [± 0.25]

© Copyright, 2016. Pulse Electronics Corp. All rights reserved. Pulse confidential & proprietary. (09/27/16)

PRODUCT DESCRIPTION	TLA DRAWING	PS DRAWING	SHEET	PART NO.	DATASHEET REV.
MDL,SIN,1GPP,1:1,SM,TU	HX6098NL-10	PS-2473.001-A	3 OF 3	HX6098NL	C