

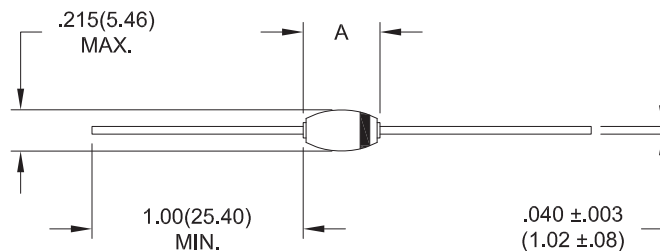
# High Voltage Diodes - Axial Lead

300mA - 1500mA • 200ns • Hermetic

## ELECTRICAL CHARACTERISTICS AND MAXIMUM RATINGS

Part Number	Working Reverse Voltage (V <sub>rw</sub> )	Average Rectified Current (I <sub>o</sub> )		Reverse Current @ V <sub>rw</sub> (I <sub>r</sub> )		Forward Voltage (V <sub>f</sub> )		1 Cycle Surge Current t <sub>p</sub> =8.3ms (I <sub>fsm</sub> )	Repetitive Surge Current (I <sub>frm</sub> )	Reverse Recovery Time (3) (T <sub>rr</sub> )	Thermal Impedance θ <sub>J-L</sub>			Junction Cap. @50VDC @ 1kHz (C <sub>j</sub> )
		55°C(1)	100°C(2)	25°C	100°C	25°C		25°C	25°C	25°C	25°C	L=000	L=.125	L=.250
	Volts	mA	mA	µA	µA	Volts	mA	Amps	Amps	ns	°C/W	°C/W	°C/W	pF
Z25FG	2500	1500	1000	1.0	25	6.5	2000	60.0	10.0	200	3	6	12	20.0
Z50FG	5000	1000	500	1.0	25	9.5	1000	40.0	8.0	200	3	6	12	16.0
Z100FG	10000	500	250	1.0	25	13.0	600	25.0	5.0	200	3	6	12	8.0
Z150FG	15000	300	150	1.0	25	20.0	300	10.0	2.0	200	3	6	12	5.0

(1)TL=55°C L=0.375" (2)TL=100°C L=0.375" (3)I<sub>f</sub>=0.5A, I<sub>r</sub>=1.0A, I<sub>rr</sub>=0.25A \*Op.Temp.= -65°C to +175°C Stg.Temp.= -65°C to +200°C



Part	A
Z25FG	.290(7.37) MAX.
Z50FG	.330(8.38) MAX.
Z100FG	.400(10.16) MAX.
Z150FG	.450(11.43) MAX.

Dimensions: In. (mm) • All temperatures are ambient unless otherwise noted. • Data subject to change without notice.



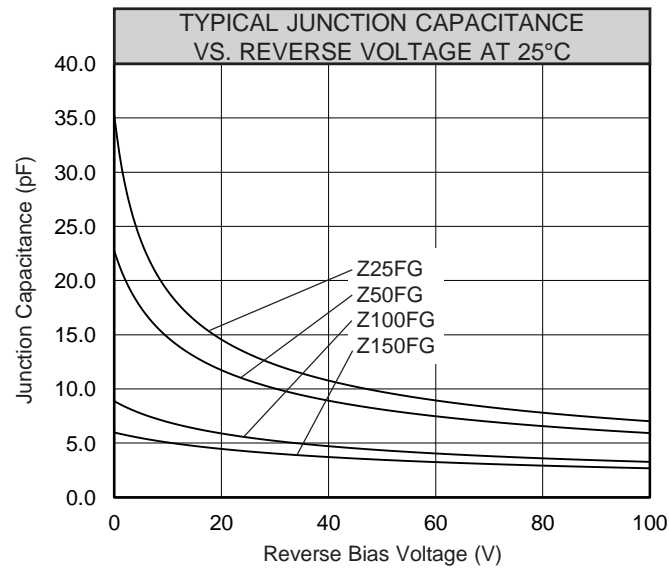
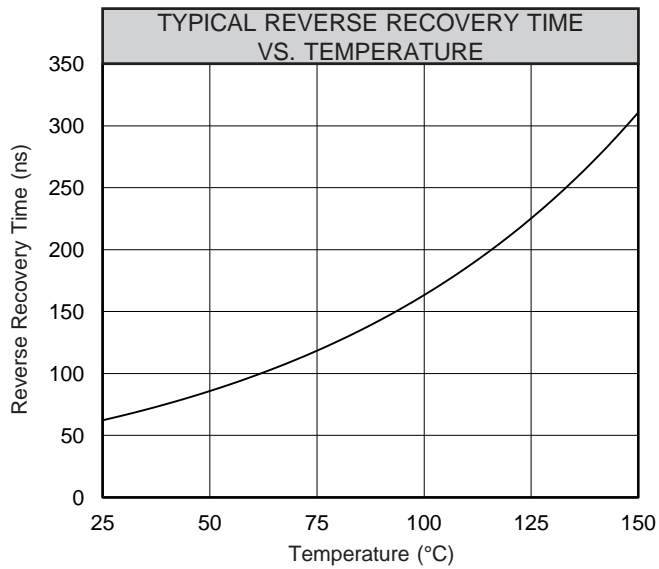
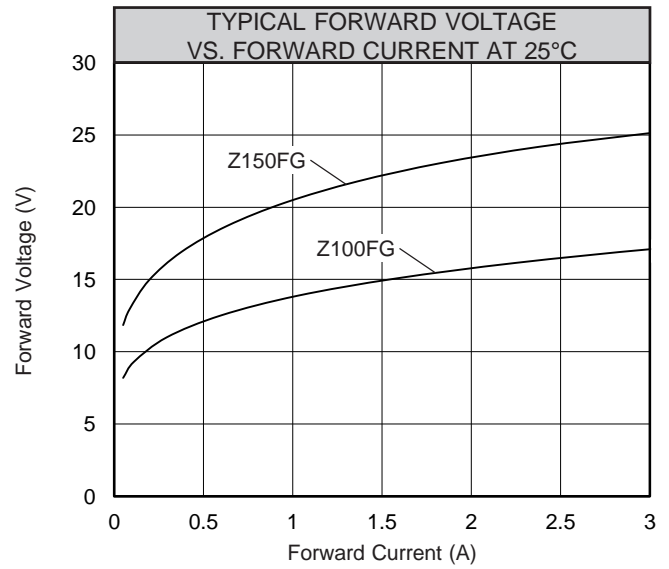
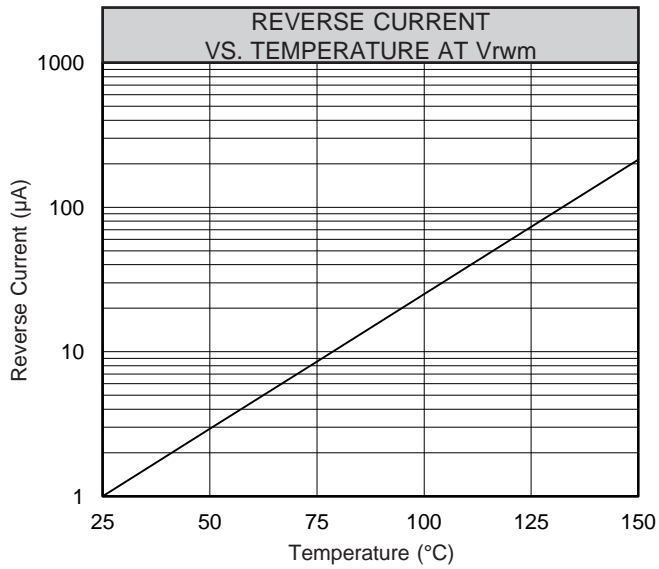
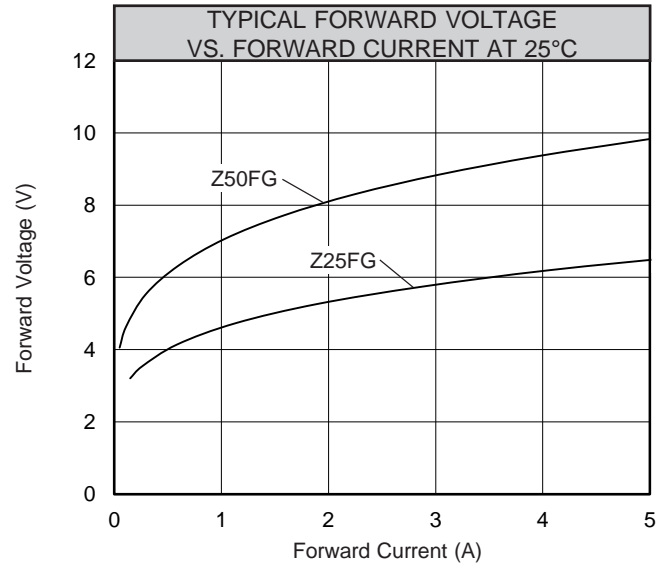
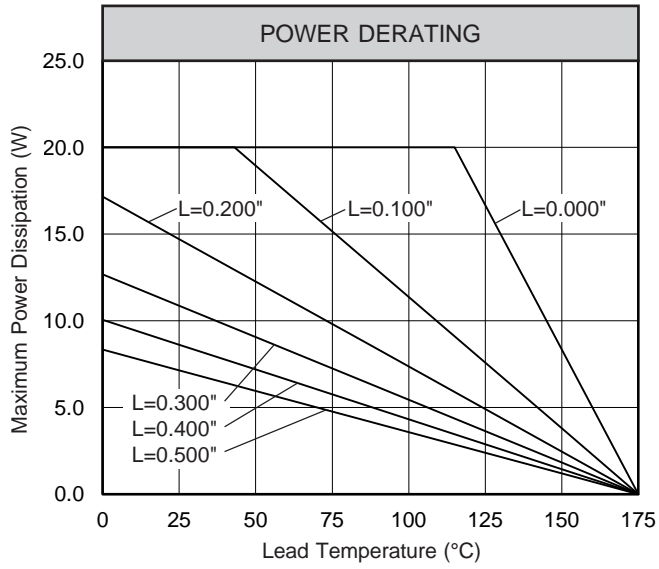
Voltage Multipliers Inc.

8711 W. Roosevelt Ave.  
Visalia, CA 93291 USA

Tel: 559.651.1402  
Fax: 559.651.0740

[www.voltagemultipliers.com](http://www.voltagemultipliers.com)  
[www.highvoltagepowersupplies.com](http://www.highvoltagepowersupplies.com)

# Z25FG Z50FG Z100FG Z150FG



3