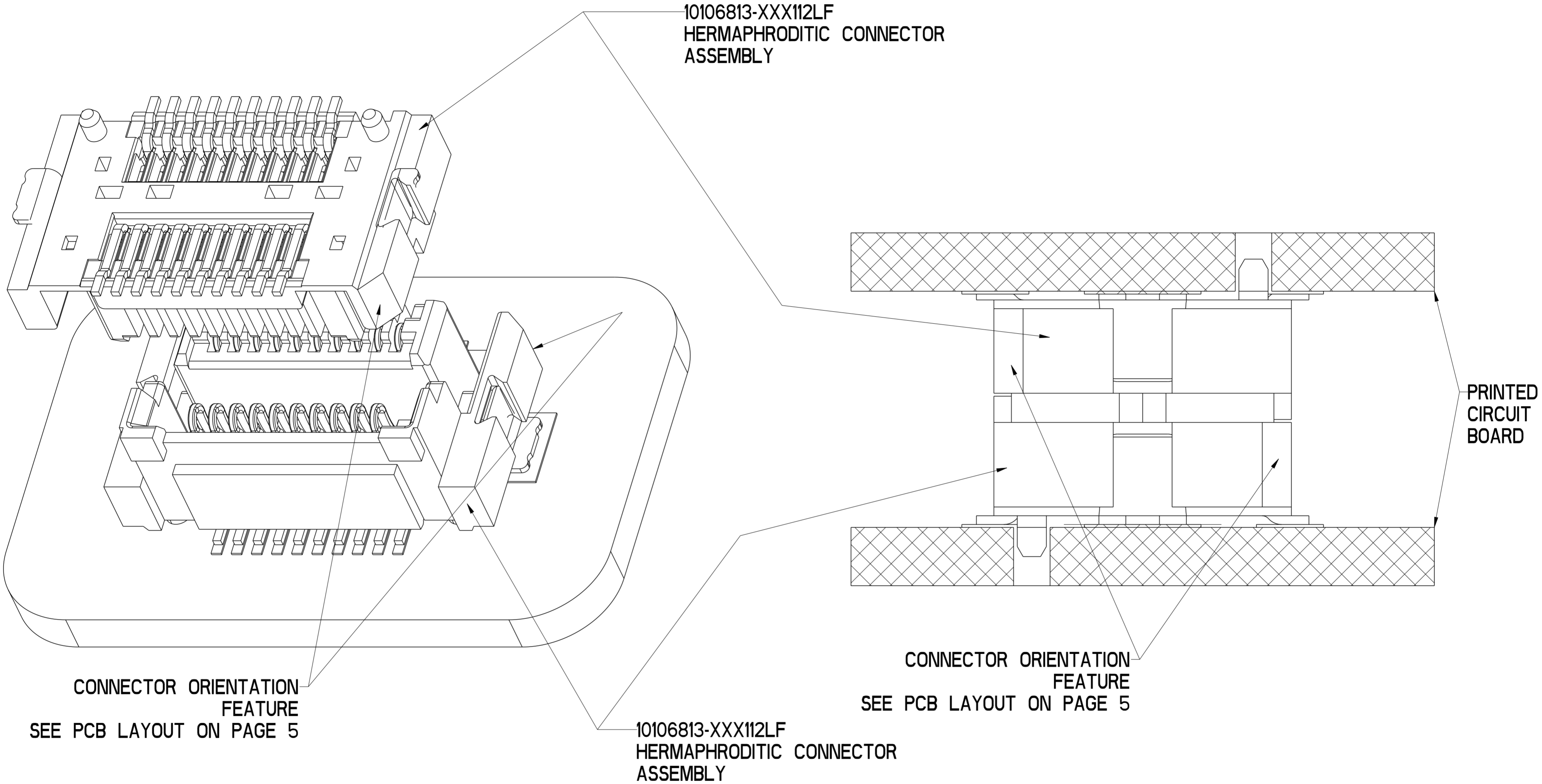


PRODUCT NUMBER  
10106813-XXX112LF



CONNECTOR ORIENTATION  
FEATURE  
SEE PCB LAYOUT ON PAGE 5

CONNECTOR ORIENTATION  
FEATURE  
SEE PCB LAYOUT ON PAGE 5

10106813-XXX112LF  
HERMAPHRODITIC CONNECTOR  
ASSEMBLY

10106813-XXX112LF  
HERMAPHRODITIC CONNECTOR  
ASSEMBLY

PRINTED  
CIRCUIT  
BOARD

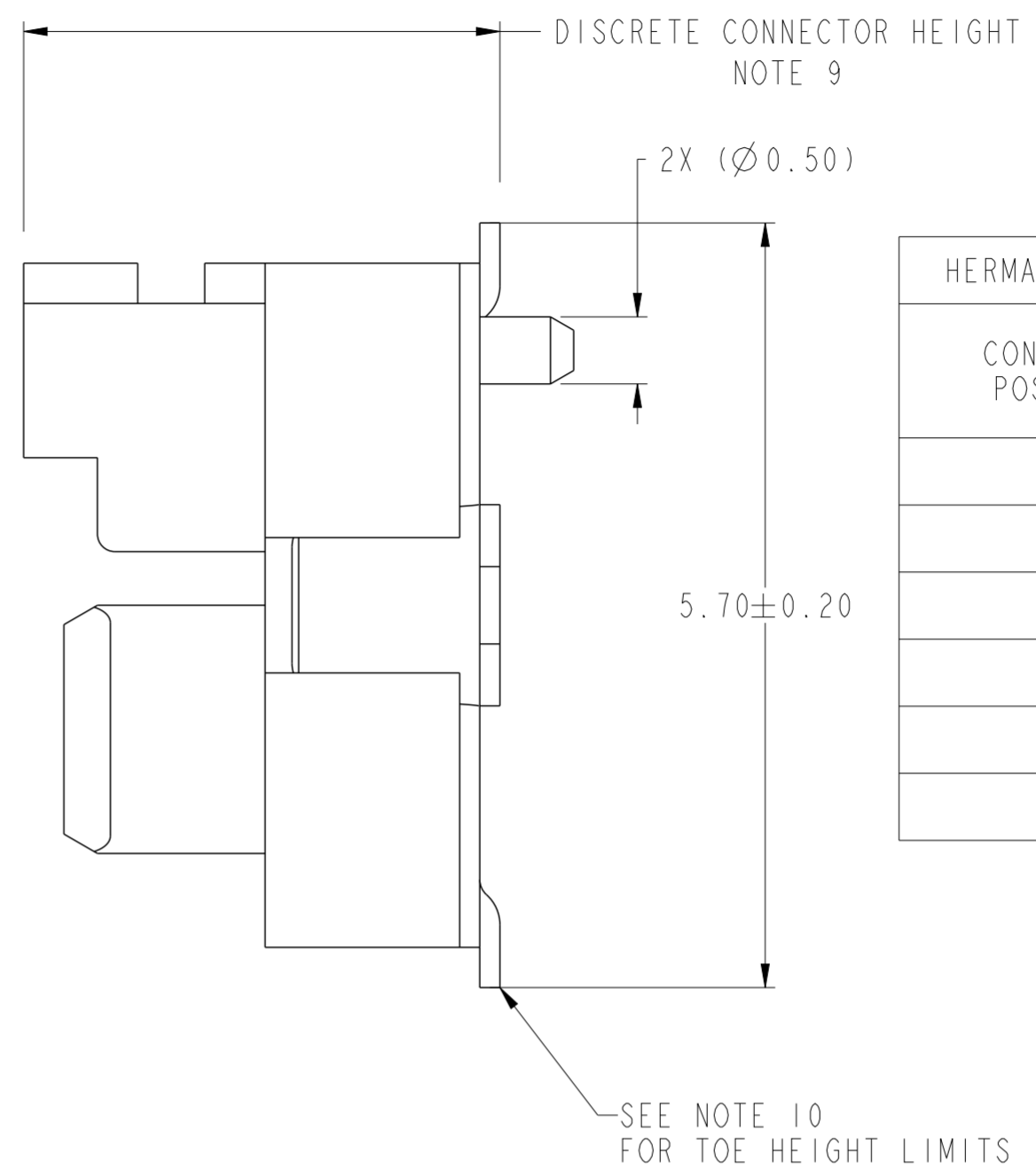
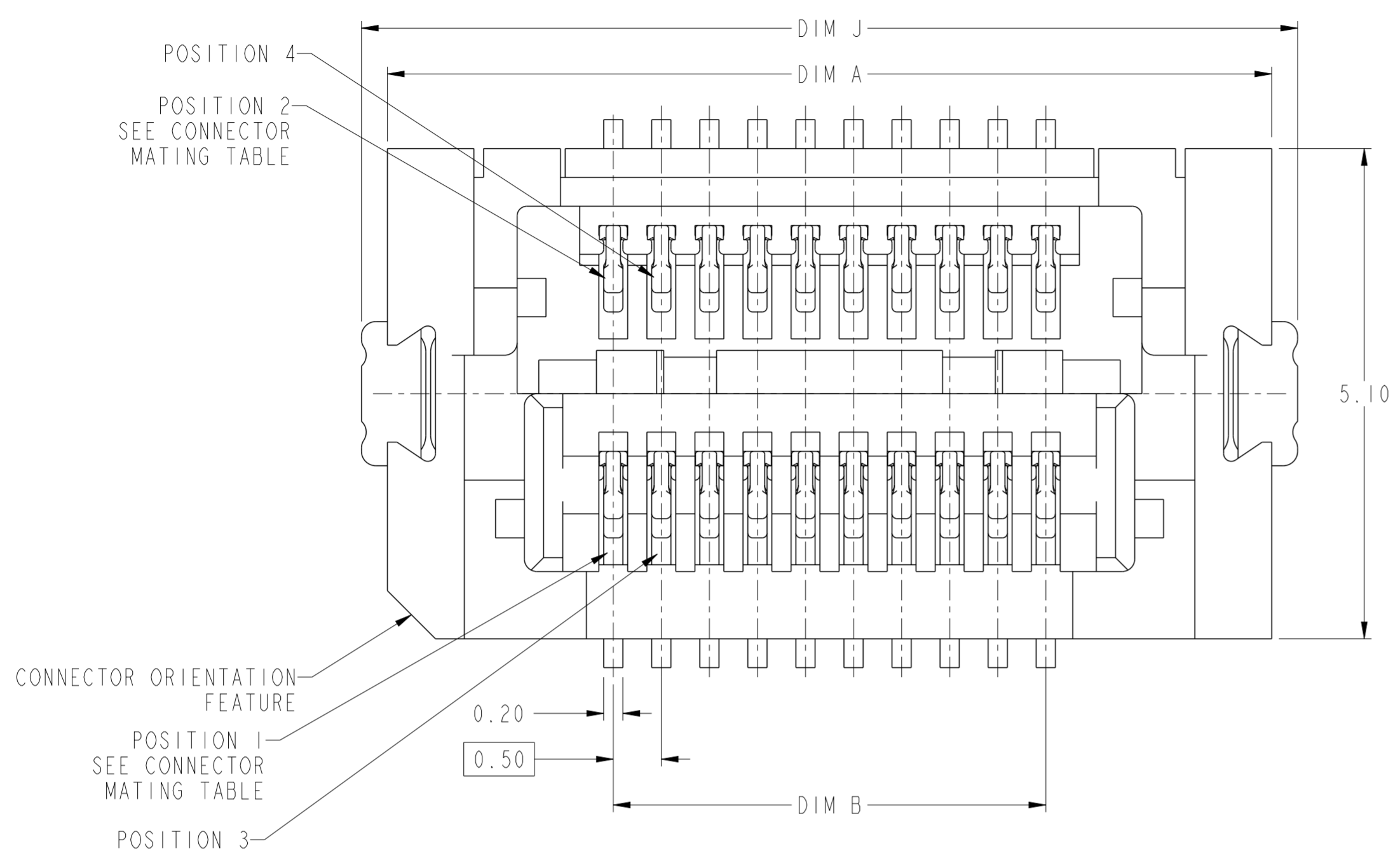
Copyright FCI.  
**FCI**

spec ref	---	dr	Stu Stoner	2010/11/17	projection	mm	size	A2	scale	10:1	
tolerance std	---	eng	Andy Lu	2012/12/20		mm	ecn no	ELX-DG-13690-1	rel level	Released	
---	TOLERANCES UNLESS OTHERWISE SPECIFIED	chr	-	---							
---	---	appr	Pei-Ming Zheng	2012/12/21	product family	MezzoStak	rel level	Released			
surface	✓	linear	0.X	±0.3		TITLE HERMAPHRODITIC CONNECTOR, LONG STYLE 20-70 POS, 0.50 CTR, 4-7MM STACK HT	dwg no 10106813	rev E	Product - Customer Drw		
---	---	linear	0.XX	±0.10					cat. no.		sheet 1 of 7
---	---	angular	0°	±2°							

PDS: Rev :E

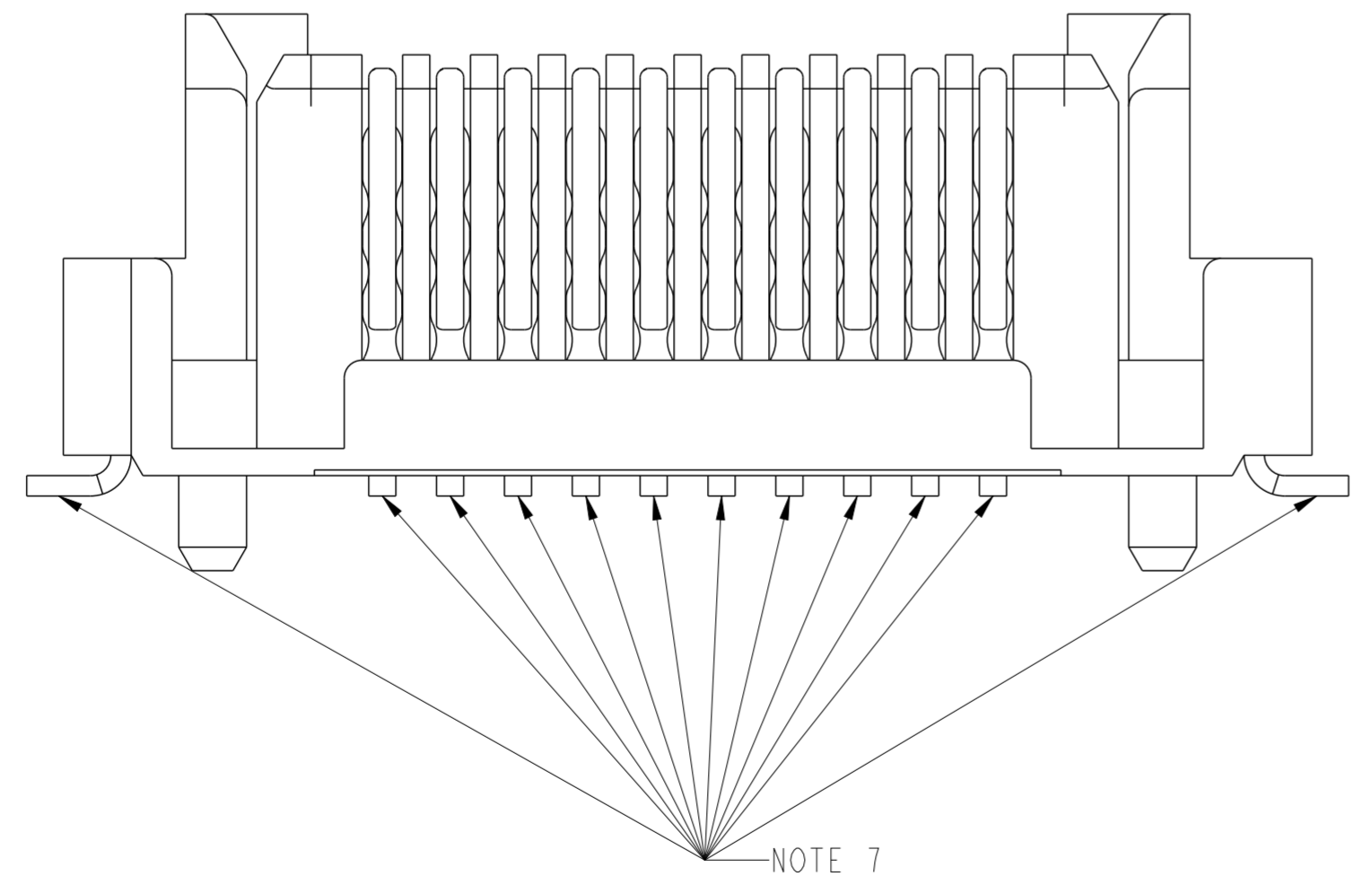
STATUS:Released

Printed: Dec 21, 2012



HERMAPHRODITIC CONNECTOR MATING	
CONNECTOR POSITION	MATES WITH CONNECTOR POSITION
1	2
3	4
5	6
7	8
9	10
ETC.	

10106813-021112LF SHOWN  
WITHOUT STANDARD PICK-UP CAP

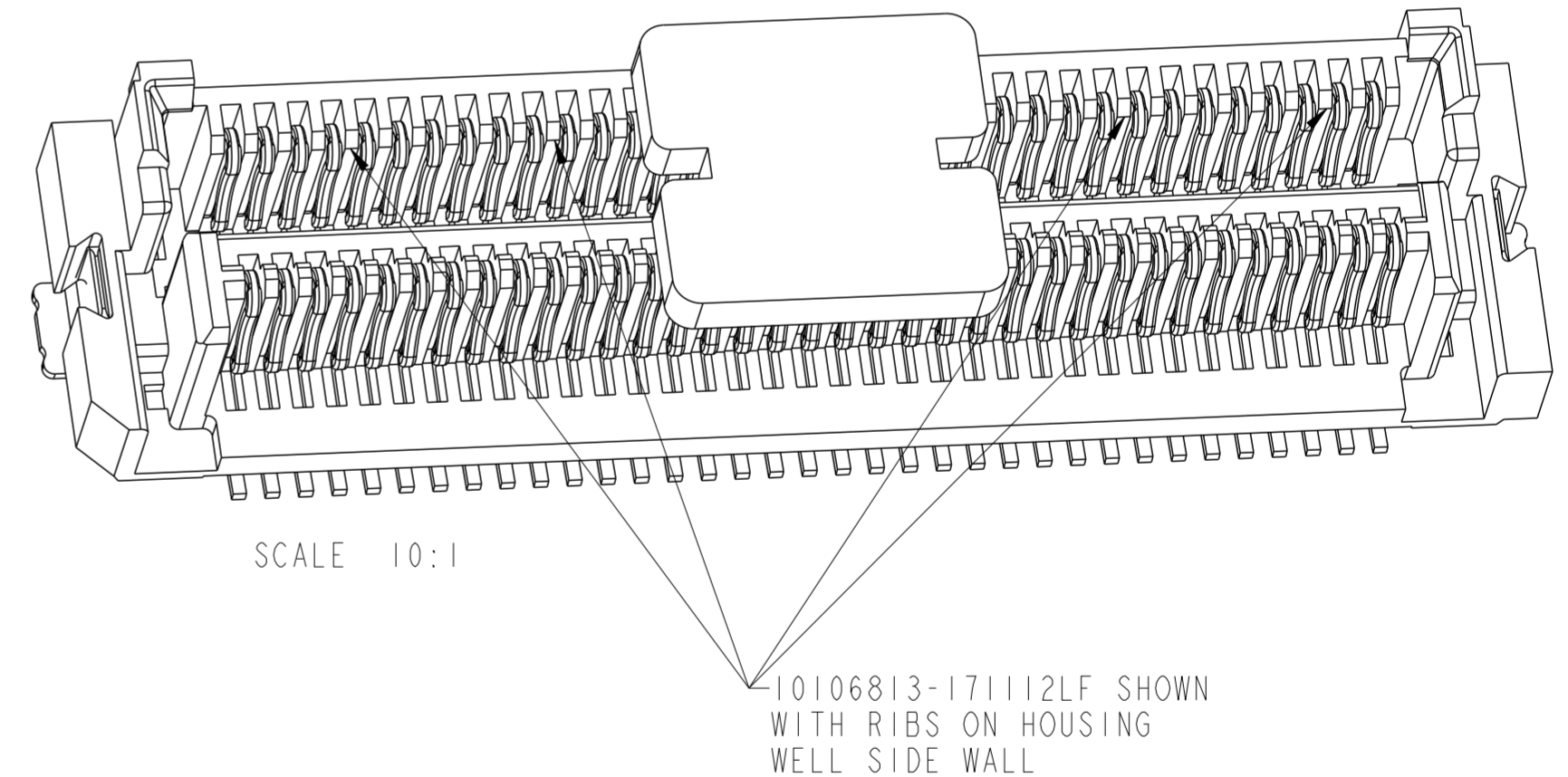
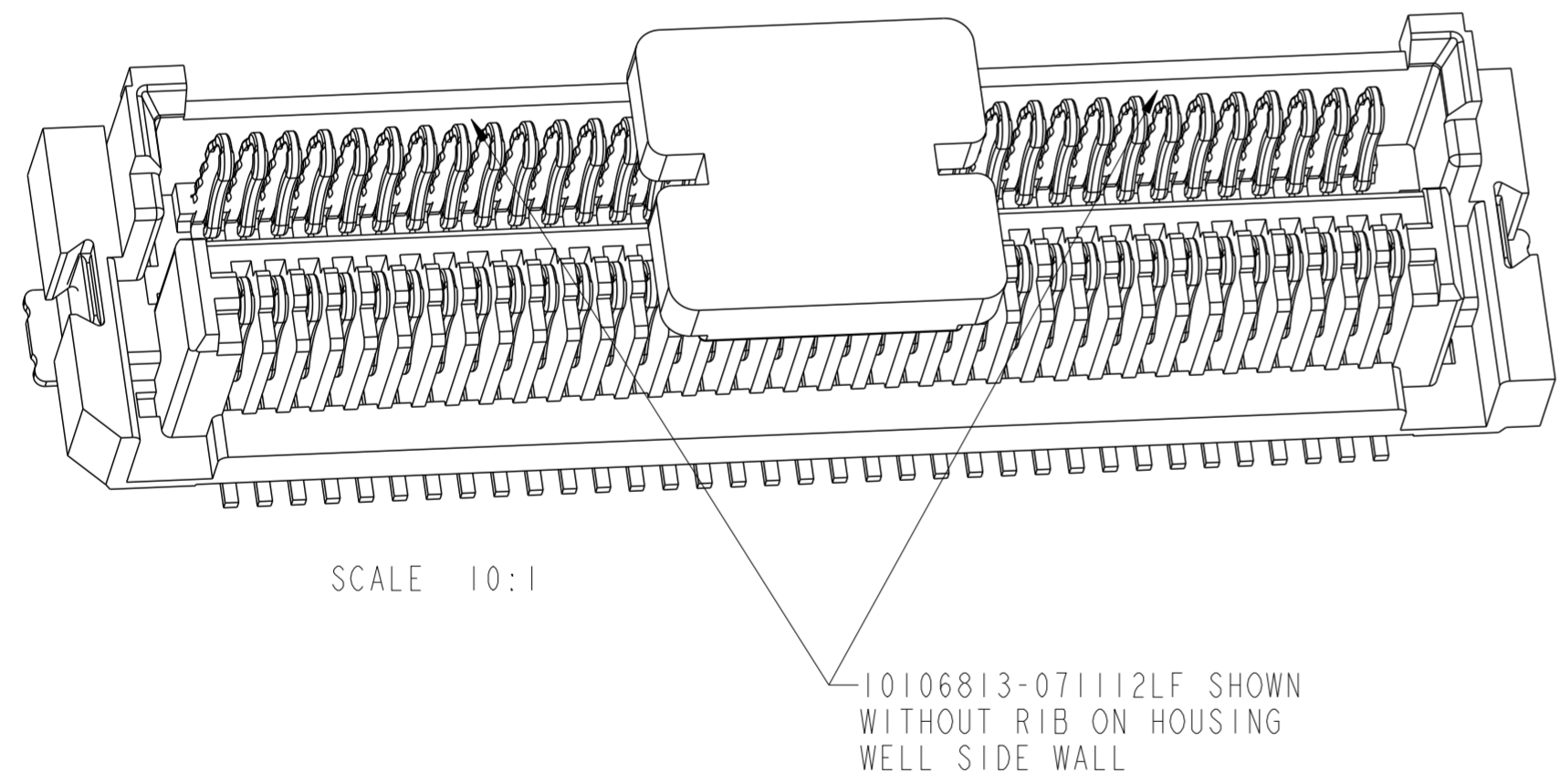
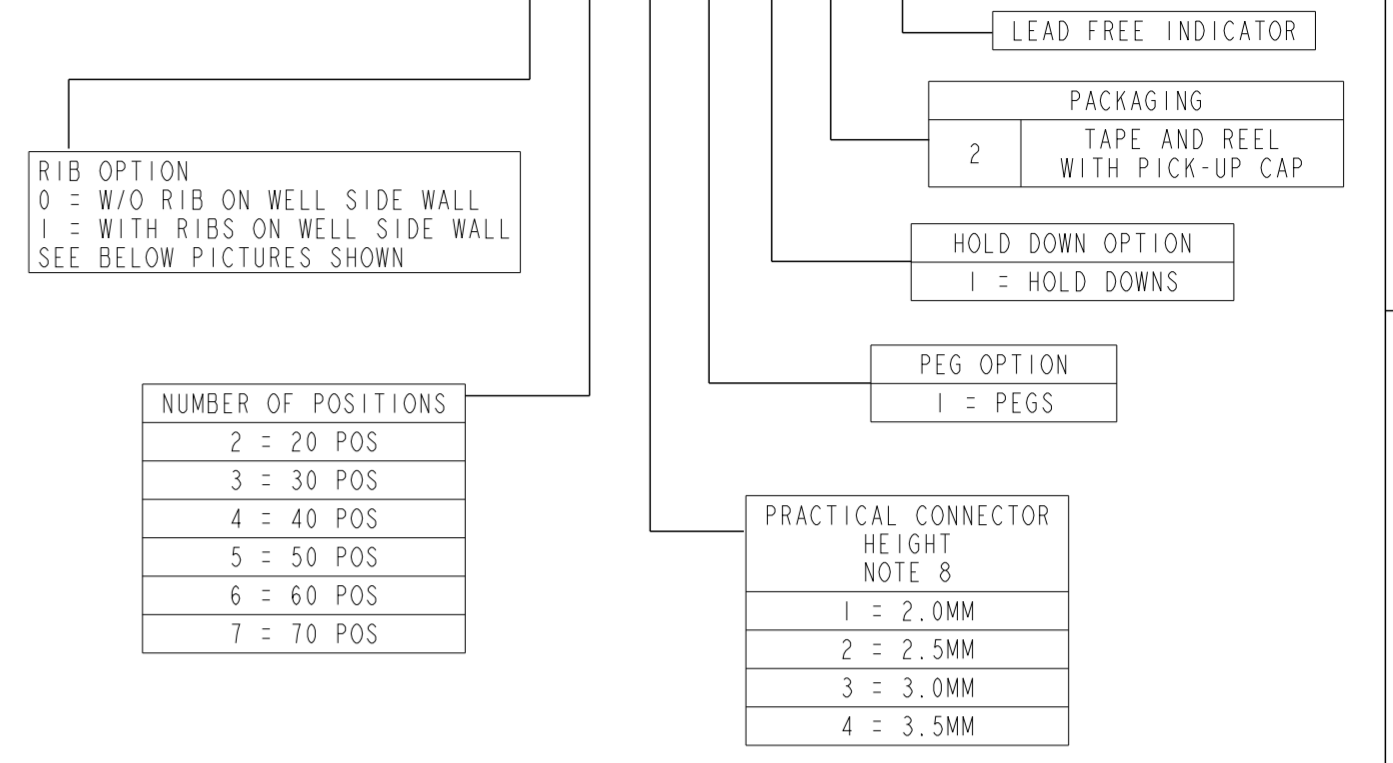


spec ref	---	dr	Stu Stoner	2010/11/17	projection	mm	size	A2	scale	10:1	
tolerance std	---	eng	Andy Lu	2012/12/20		mm	ecn no	ELX-DG-13690-1	rel level	Released	
---	TOLERANCES UNLESS OTHERWISE SPECIFIED	chr	-	appr							Pai-Ming Zheng
surface	✓	linear	0.X	±0.3		title HERMAPHRODITIC CONNECTOR, LONG STYLE 20-70 POS, 0.50 CTR, 4-7MM STACK HT	dwg no 10106813	rev E	cat. no. www.fci.com	Product - Customer Drw	sheet 2 of 7
---	angular	0°	±2°								

PRODUCT NUMBER	NUMBER OF POSITIONS	DIM A	DIM B	DIM J	CONNECTOR LOCATING PEGS	CONNECTOR HOLD DOWNS	DISCRETE CONNECTOR HEIGHT NOTE 9	PRACTICAL CONNECTOR HEIGHT NOTE 8	STATUS	
10106813-021112LF	20	9.20	4.50	9.74	YES	YES	3.55	2.00	RELEASED	
10106813-031112LF	30	11.70	7.00	12.24						
10106813-041112LF	40	14.20	9.50	14.74						
10106813-051112LF	50	16.70	12.00	17.24						
10106813-061112LF	60	19.20	14.50	19.74						
10106813-071112LF	70	21.70	17.00	22.24						
10106813-171112LF	70	21.70	17.00	22.24			4.05	2.50		UN-RELEASED
10106813-022112LF	20	9.20	4.50	9.74						
10106813-032112LF	30	11.70	7.00	12.24						
10106813-042112LF	40	14.20	9.50	14.74						
10106813-052112LF	50	16.70	12.00	17.24						
10106813-062112LF	60	19.20	14.50	19.74	4.55	3.00	RELEASED			
10106813-072112LF	70	21.70	17.00	22.24						
10106813-023112LF	20	9.20	4.50	9.74						
10106813-033112LF	30	11.70	7.00	12.24						
10106813-043112LF	40	14.20	9.50	14.74						
10106813-053112LF	50	16.70	12.00	17.24	5.05	3.50	RELEASED			
10106813-063112LF	60	19.20	14.50	19.74						
10106813-073112LF	70	21.70	17.00	22.24						
10106813-173112LF	70	21.70	17.00	22.24						
10106813-024112LF	20	9.20	4.50	9.74						
10106813-034112LF	30	11.70	7.00	12.24						
10106813-044112LF	40	14.20	9.50	14.74						
10106813-054112LF	50	16.70	12.00	17.24						
10106813-064112LF	60	19.20	14.50	19.74						
10106813-074112LF	70	21.70	17.00	22.24						
10106813-174112LF	70	21.70	17.00	22.24						

### 0.5 BTB HERMAPHRODITIC CONNECTOR ASSEMBLY PART NUMBER SCHEME

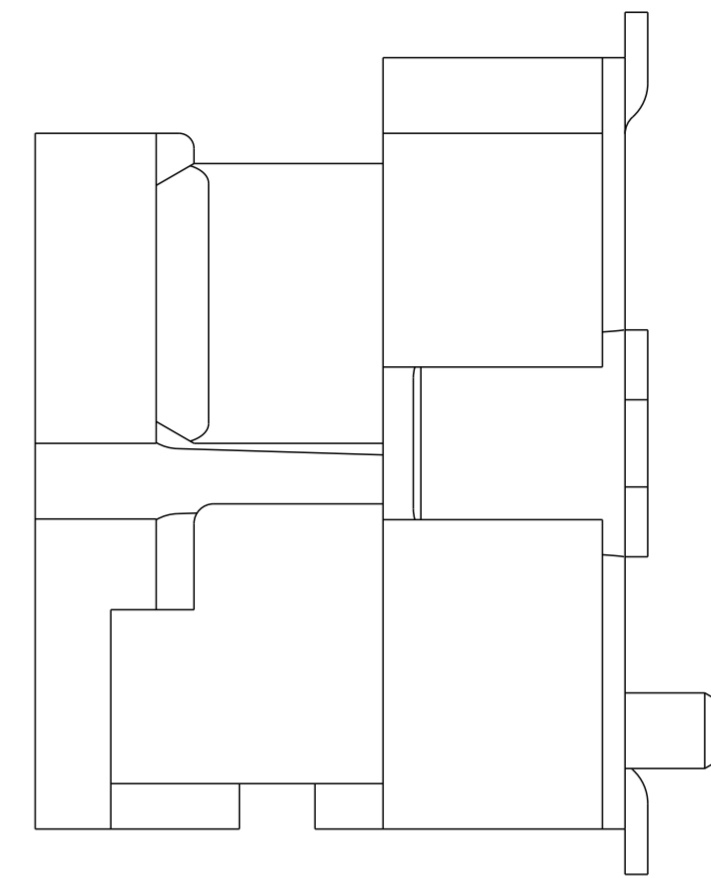
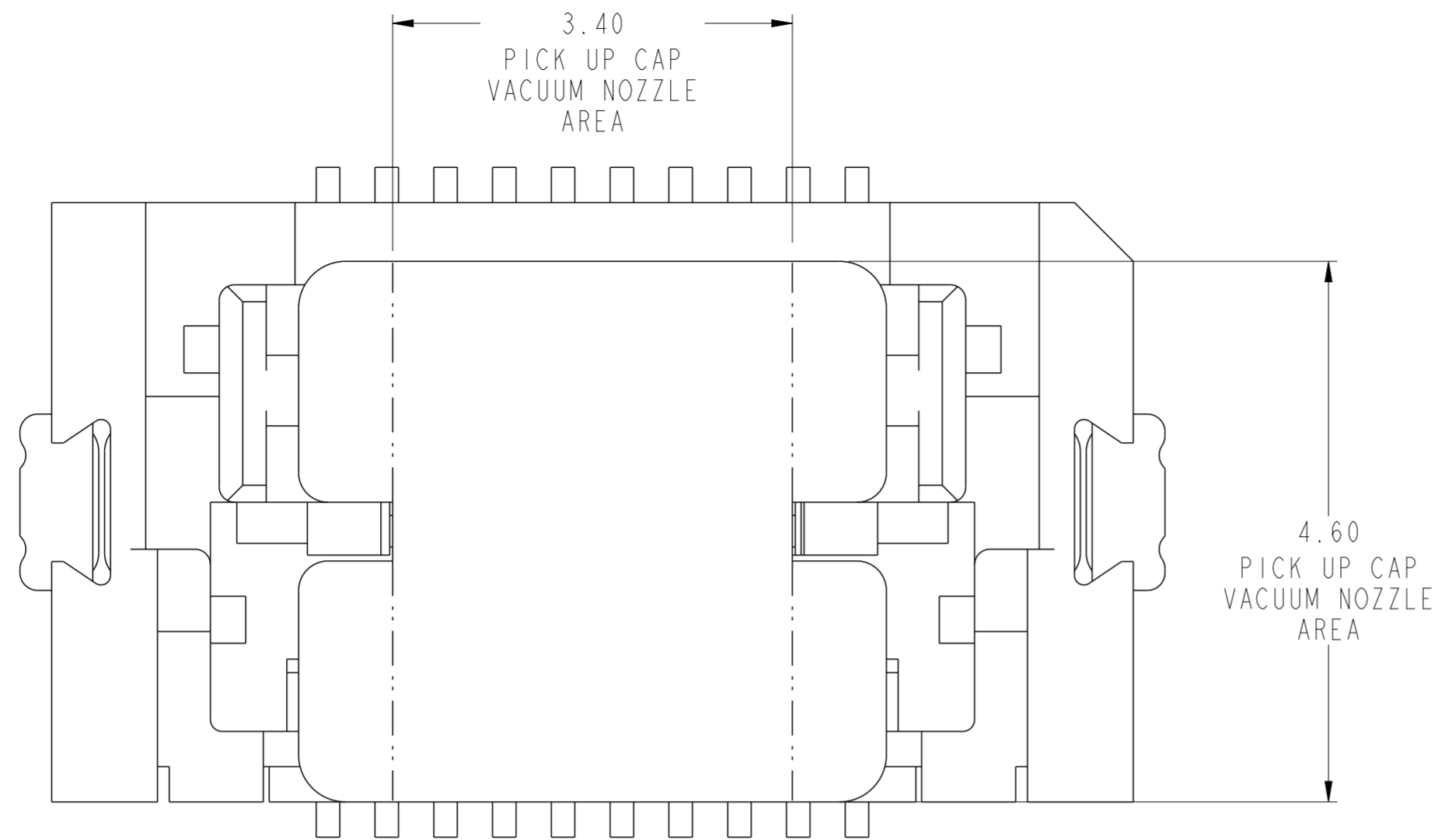
EXAMPLE: 10106813-X X X X X 2 LF



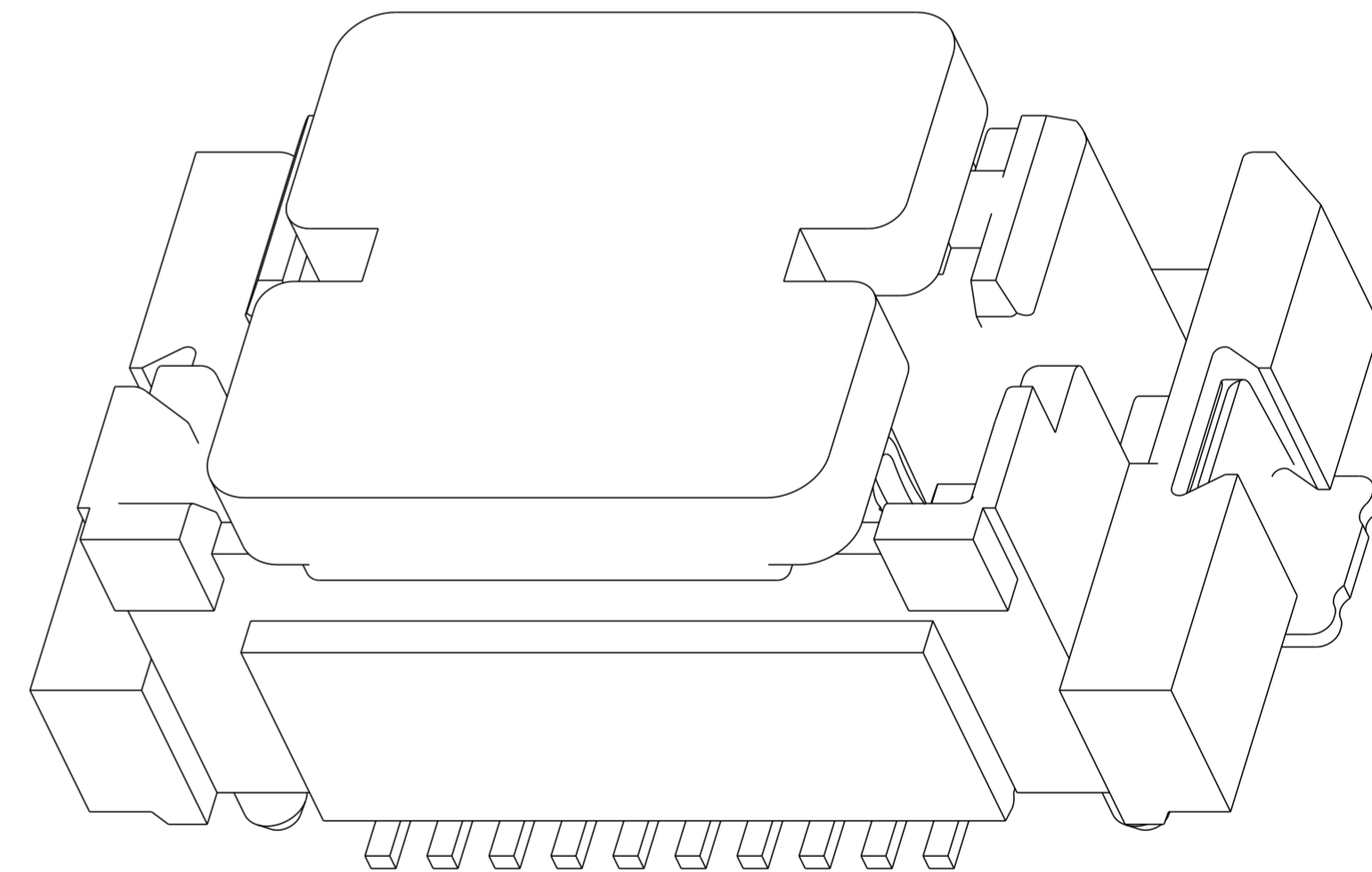

spec ref	---	dr	Stu Stoner	2010/11/17	projection	mm	size	A2	scale	10:1	
tolerance std	---	eng	Andy Lu	2012/12/20		mm	ecn no	ELX-DG-13690-1	rel level	Released	
---	TOLERANCES UNLESS OTHERWISE SPECIFIED	chr	-	---							
---		appr	Pei-Ming Zheng	2012/12/21	product family	MezzoStak	title	HERMAPHRODITIC CONNECTOR, LONG STYLE		rev	E
surface	✓	www.fci.com		cat. no.	Product - Customer Draw		part no	10106813		sheet 3 of 7	
linear	0.X ±0.3 0.XX ±0.10 0.XXX ±0.05										
angular	0° ±2°										



Copyright FCI.

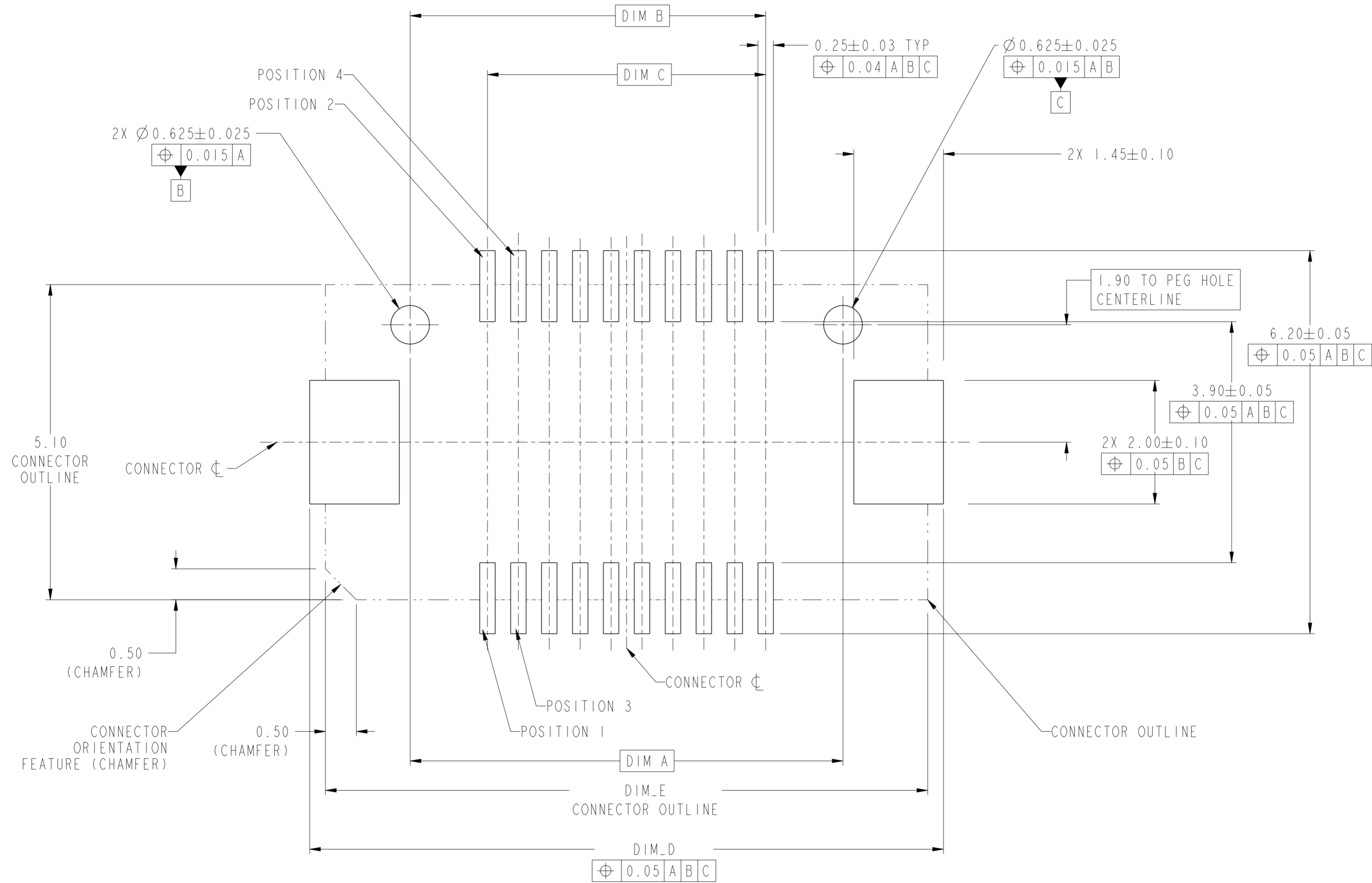


10106813-02112LF SHOWN  
WITH STANDARD PICK-UP CAP



spec ref	---	dr	Stu Stoner	2010/11/17	projection	mm	size	A2	scale	10:1
tolerance std	---	eng	Andy Lu	2012/12/20		mm	ecn no	ELX-DG-13690-1	rel level	Released
---	TOLERANCES UNLESS OTHERWISE SPECIFIED	chr	-	appr						
surface	✓	linear	0.X	±0.3		title HERMAPHRODITIC CONNECTOR, LONG STYLE 20-70 POS, 0.50 CTR, 4-7MM STACK HT	dwg no 10106813	rev E	cat. no. -	Product - Customer Drw
---	---	angular	0°	±2°						
---	---	www.fci.com								

PRODUCT NUMBER	NUMBER OF POSITIONS	DIM A	DIM B	DIM C	DIM D±0.10	DIM E
10106813-02X112LF	20	7.00	5.75	4.50	10.25	9.74
10106813-03X112LF	30	9.50	8.25	7.00	12.75	12.24
10106813-04X112LF	40	12.00	10.75	9.50	15.25	14.74
10106813-05X112LF	50	14.50	13.25	12.00	17.75	17.24
10106813-06X112LF	60	17.00	15.75	14.50	20.25	19.74
10106813-X7X112LF	70	19.50	18.25	17.00	22.75	22.24



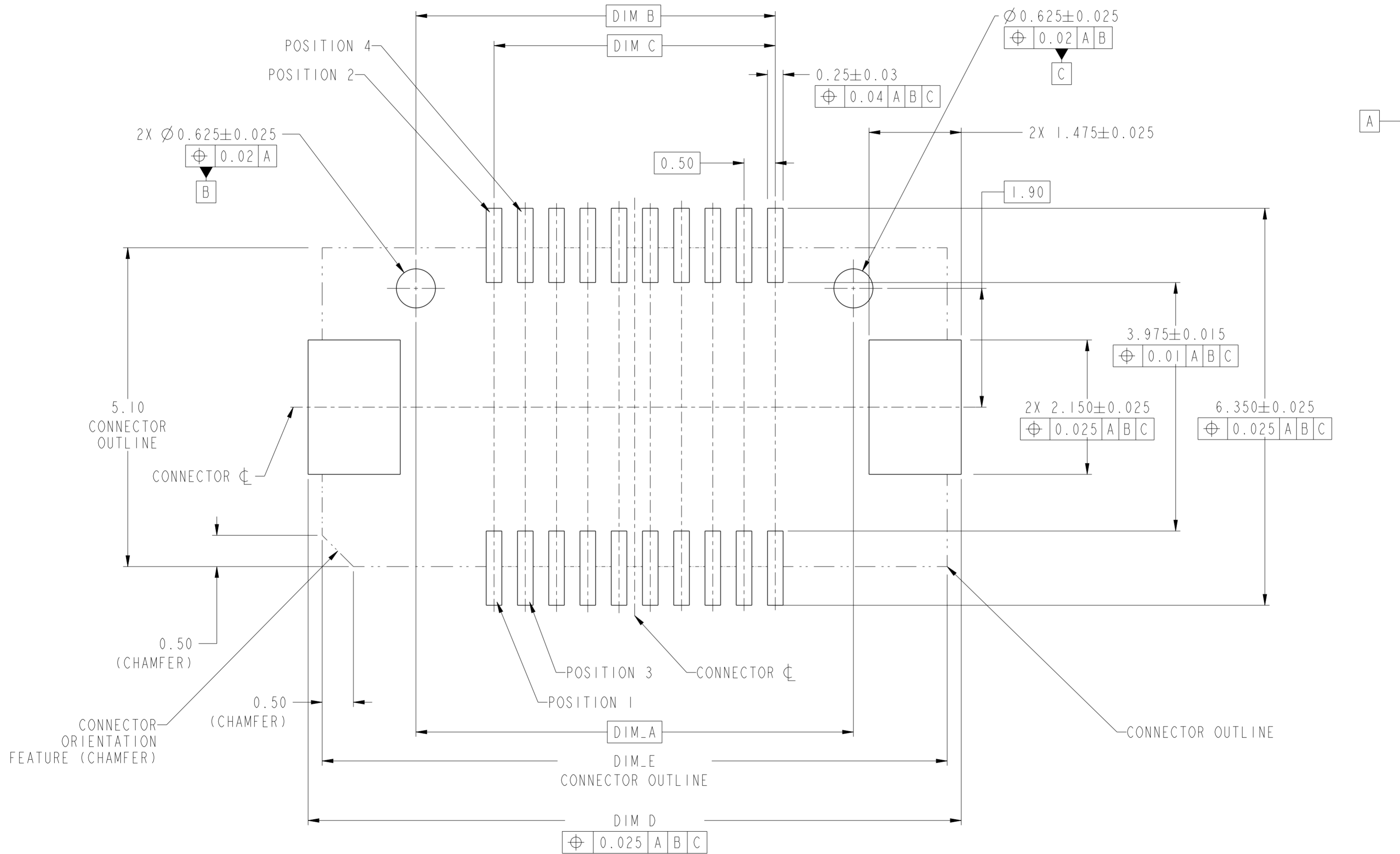
**OPTION 1 - SPACE OPTIMIZED FOOTPRINT**  
**SEE TABLE FOR PCB LAYOUT DIMENSIONS**  
**SEE NOTE 11 FOR STENCIL CREATION GUIDELINES**

spec ref	---	dr	Stu Stoner	2010/11/17	projection	mm	size	A2	scale	10:1	
tolerance std	---	eng	Andy Lu	2012/12/20		mm	ecn no	ELX-DG-13690-1	rel level	Released	
---	TOLERANCES UNLESS OTHERWISE SPECIFIED	chr	-	app							Pei-Ming Zheng
surface	✓	linear	0.X	±0.3		<b>HERMAPHRODITIC CONNECTOR, LONG STYLE</b> 20-70 POS, 0.50 CTR, 4-7MM STACK HT	divg no 10106813	rev E	cat. no. Product - Customer Drw	sheet 5 of 7	
---	0.XX	±0.10	angular	0°							±2°
---	0.XXX	±0.05	www.fci.com								



Copyright FCI.

PRODUCT NUMBER	NUMBER OF POSITIONS	DIM A	DIM B	DIM C	DIM D±0.025	DIM E
10106813-02X112LF	20	7.00	5.75	4.50	10.45	9.74
10106813-03X112LF	30	9.50	8.25	7.00	12.95	12.24
10106813-04X112LF	40	12.00	10.75	9.50	15.45	14.74
10106813-05X112LF	50	14.50	13.25	12.00	17.95	17.24
10106813-06X112LF	60	17.00	15.75	14.50	20.45	19.74
10106813-X7X112LF	70	19.50	18.25	17.00	22.95	22.24



**OPTION 2 - FOOTPRINT**  
**SEE TABLE FOR PCB LAYOUT DIMENSIONS**  
**SEE NOTE 11 FOR STENCIL CREATION GUIDELINES**

spec ref	---	dr	Stu Stoner	2010/11/17	projection	mm	size	A2	scale	10:1				
tolerance std	---	eng	Andy Lu	2012/12/20		mm	ecn no	ELX-DG-13690-1	rel level	Released				
---	TOLERANCES UNLESS OTHERWISE SPECIFIED	chr	-	appr							Pei-Ming Zheng	2012/12/21	product family	MezzoStack
surface	✓	linear	0.X	±0.3		<b>HERMAPHRODITIC CONNECTOR, LONG STYLE</b> 20-70 POS, 0.50 CTR, 4-7MM STACK HT	divg no	10106813	rev	E				
---	angular	0°	±2°	www.fci.com							cat. no.	-	Product - Customer Drw	sheet 6 of 7

NOTES

1 - MATERIAL:  
 HOUSING - LCP, UL94-V0, COLOR: BLACK  
 CONTACTS:  
 CONTACT PLATING:  
 SEPARABLE INTERFACE: PERFORMANCE-BASED PLATING, QUALIFIED TO MEET THE REQUIREMENTS  
 OF FCI PRODUCT SPECIFICATION GS-12-577.  
 SOLDER TAILS: 0.10um Au  
 HOLD DOWNS: BRASS PLATED WITH 2.5um Sn OVER 1.27um UNDERPLATE.

2 - RECOMMENDED LEAD FREE SOLDER PASTE THICKNESS 150um.

3 - THE HOUSING WILL WITHSTAND EXPOSURE TO 260°C PEAK TEMPERATURE FOR  
 30 SECONDS IN A CONVECTION INFRA RED OR VAPOR PHASE REFLOW OVEN.  
 SEE APPLICATION SPECIFICATION.

4 - THIS PRODUCT MEETS EUROPEAN UNION DIRECTIVES AND OTHER COUNTRY  
 REGULATION AS DESCRIBED IN GS-22-008

5 - PACKAGING TAPE AND REEL. PACKAGING SPECIFICATION GS-14-1320

6 - PRODUCT SPECIFICATION GS-12-577

⑦ - LEAD CO-PLANARITY TO BE 0.08MM MAX.

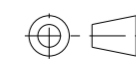
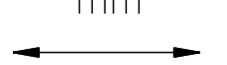




⑧ - PRACTICAL CONNECTOR HEIGHT AS SPECIFIED IN THE TABLE IS NOT THE DIMENSIONAL HEIGHT OF THE  
 CONNECTOR BUT THE HEIGHT AS IT PERTAINS TO TOTAL STACK HEIGHT. AN EXAMPLE IS A CONNECTOR  
 WITH A 2.5MM PRACTICAL CONNECTOR HEIGHT AND WHEN MATED TO ITSELF WILL RESULT IN A BOARD TO BOARD STACK HEIGHT OF 5MM.

⑨ - DISCRETE CONNECTOR HEIGHT AS SHOWN IN THE TABLE IS THE ACTUAL DIMENSIONAL CONNECTOR HEIGHT. ALSO SEE INFORMATION ON PRACTICAL HEIGHT IN NOTE 8.

⑩ - THE TOE HEIGHT OF THE SOLDER TAIL SHALL BE MEASURED FROM THE LOWEST POINT OF THE 0.08 COPLANRITY  
 PLANE. THIS MEASUREMENT SHALL NOT EXCEED A WINDOW OF 0.00 TO 0.10MM.

⑪ - REFER TO IPC 7525-A FOR STENCIL CREATION

Copyright FCI. FCI

spec ref	---	dr	Stu Stoner	2010/11/17	projection	mm	size	A2	scale	10:1	
tolerance std	---	eng	Andy Lu	2012/12/20			ecn no	ELX-DG-13690-1			
---	TOLERANCES UNLESS OTHERWISE SPECIFIED						product family	MezzoStak	rel level	Released	
---	---	chr	-	-			title	HERMAPHRODITIC CONNECTOR, LONG STYLE			
surface	✓	appr	Pei-Ming Zheng	2012/12/21			div no	10106813		rev	E
---	---	linear		0.X	±0.3	<a href="http://www.fci.com">www.fci.com</a>		cat. no.	-	Product - Customer Drw	sheet 7 of 7
---	---	linear		0.XX	±0.10			20-70 POS, 0.50 CTR, 4-7MM STACK HT			
---	---	linear		0.XXX	±0.05						
---	---	angular		0°	±2°	