


Surface Mount Common Mode Chokes

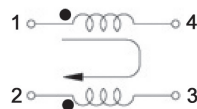
Model HM67-3216 Series

Features

- Operating Temperature Range -40°C to +125°C
- Ambient Temperature, Maximum 85°C
- Temperature Rise, Maximum 40°C
- RoHS Compliant



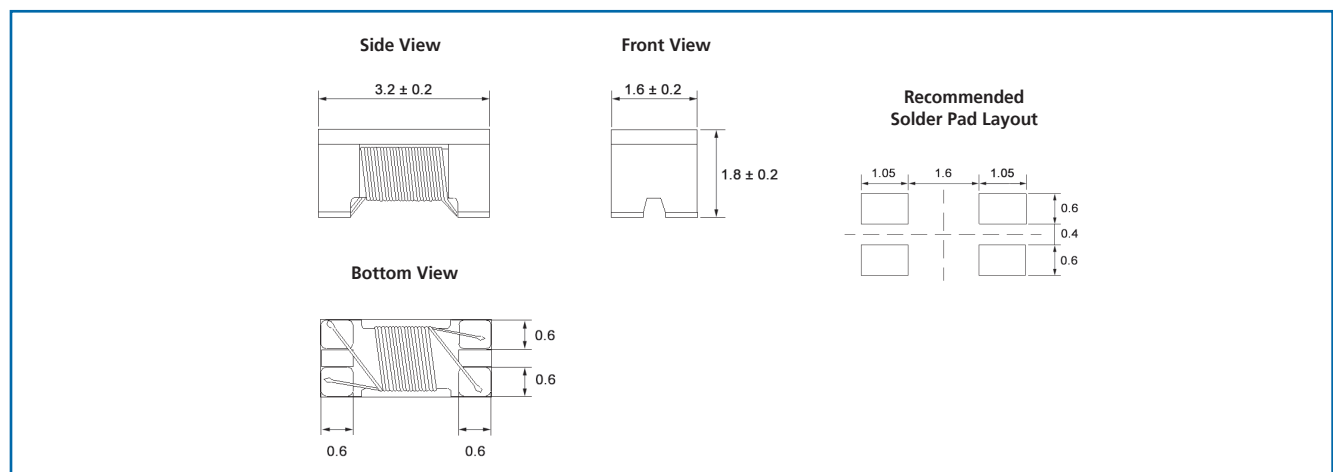
Schematics



Specifications @ 25°C

Part Number	Terminals	Common-Mode Impedance Z @ 100MHz $\Omega \pm 25\%$	Rated Current mA	DCR Max Ω	Rated Voltage Vdc	Withstanding Voltage Vdc	Insulation resistance M Ω Min.
HM67-3216-900LF	1-4, 2-3	90	370	0.30	50	125	10
HM67-3216-161LF	1-4, 2-3	160	340	0.40	50	125	10
HM67-3216-261LF	1-4, 2-3	260	310	0.50	50	125	10
HM67-3216-601LF	1-4, 2-3	600	260	0.80	50	125	10
HM67-3216-102LF	1-4, 2-3	1000	230	1.00	50	125	10
HM67-3216-222LF	1-4, 2-3	2200	200	1.20	50	125	10

Outline Dimensions (mm)



Packaging

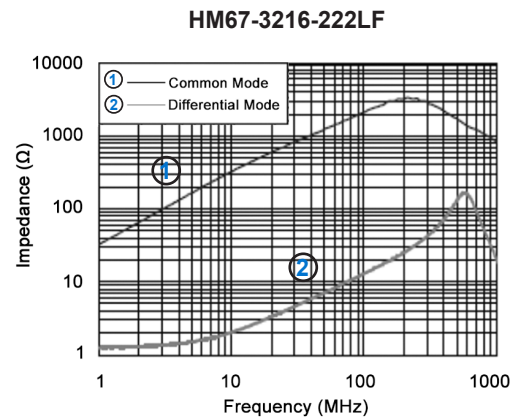
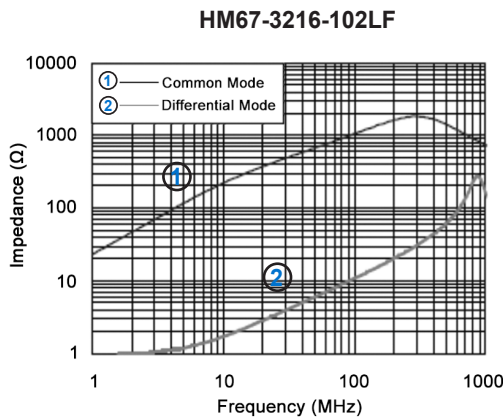
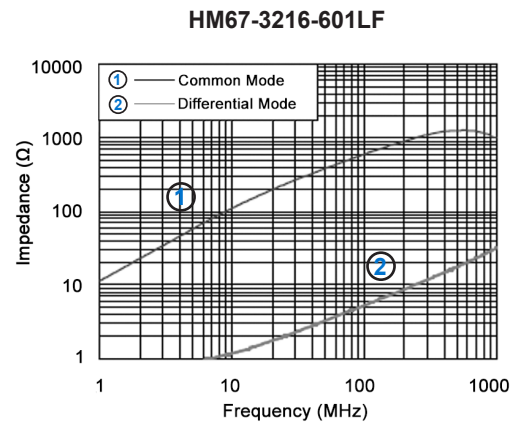
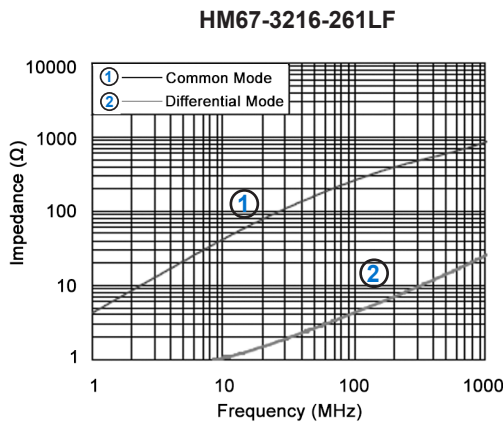
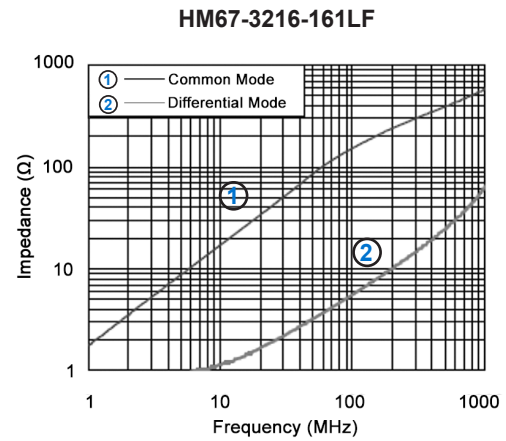
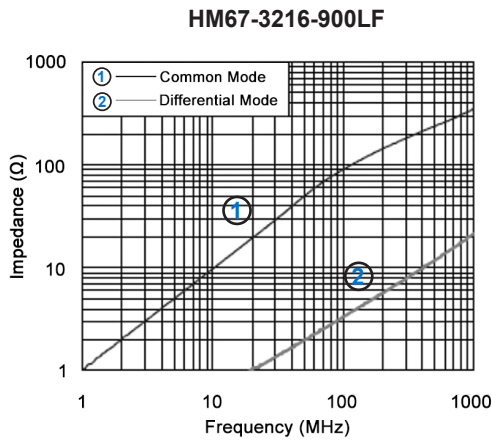
Standard:	Embossed Tape and Reel		
	Diameter:	=	7" (177.8mm)
	Reel:	Capacity:	Reel Quantity = 2,000 Units
			Carton Box Quantity = 20,000 Units

General Note

TT Electronics reserves the right to make changes in product specification without notice or liability. All information is subject to TT Electronics' own data and is considered accurate at time of going to print.

Electrical Characteristics @ 25°C

(A) Impedance vs. Frequency Graphs

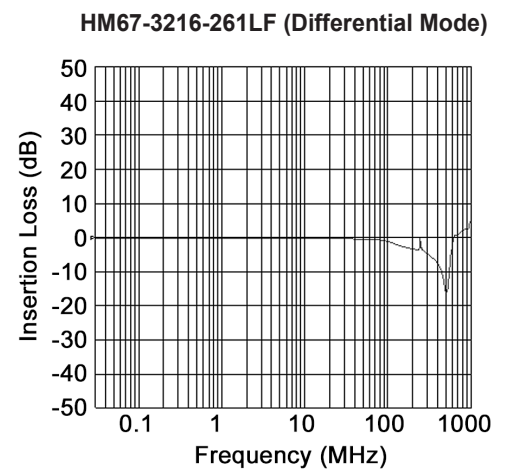
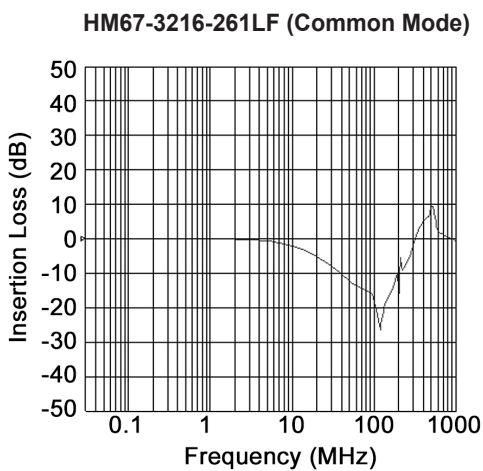
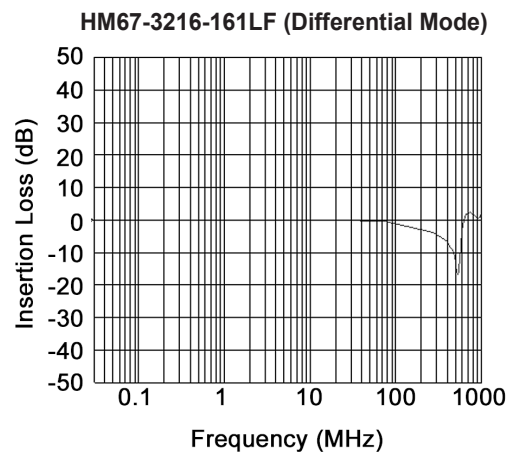
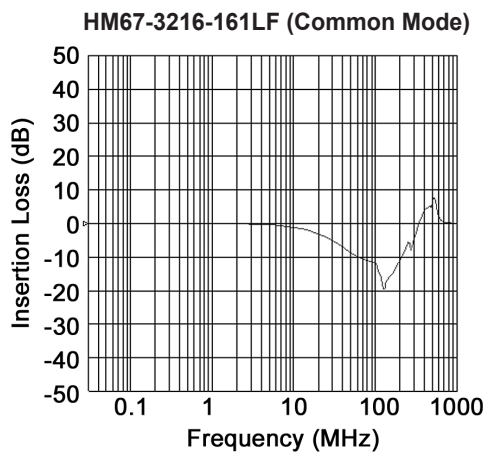
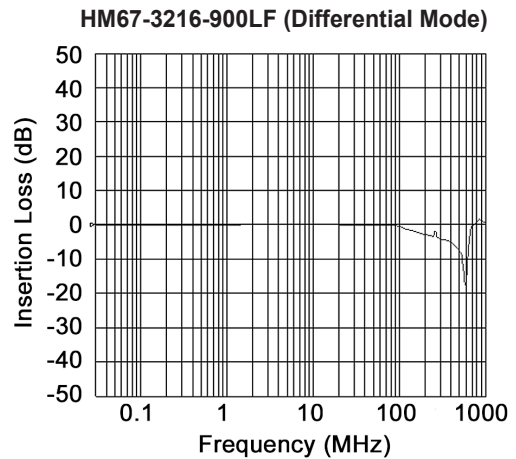
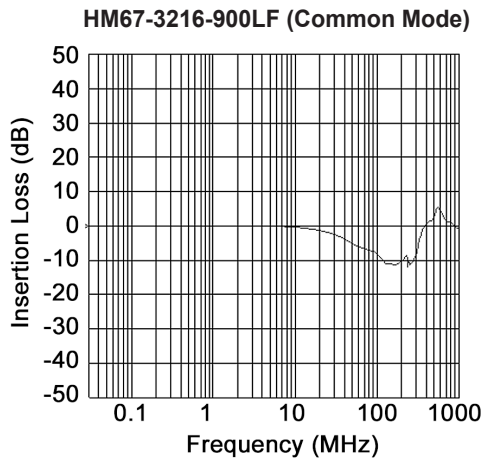


General Note

TT Electronics reserves the right to make changes in product specification without notice or liability.
All information is subject to TT Electronics' own data and is considered accurate at time of going to print.

Electrical Characteristics @ 25°C (Cont'd)

(B) Insertion Loss vs. Frequency Graphs

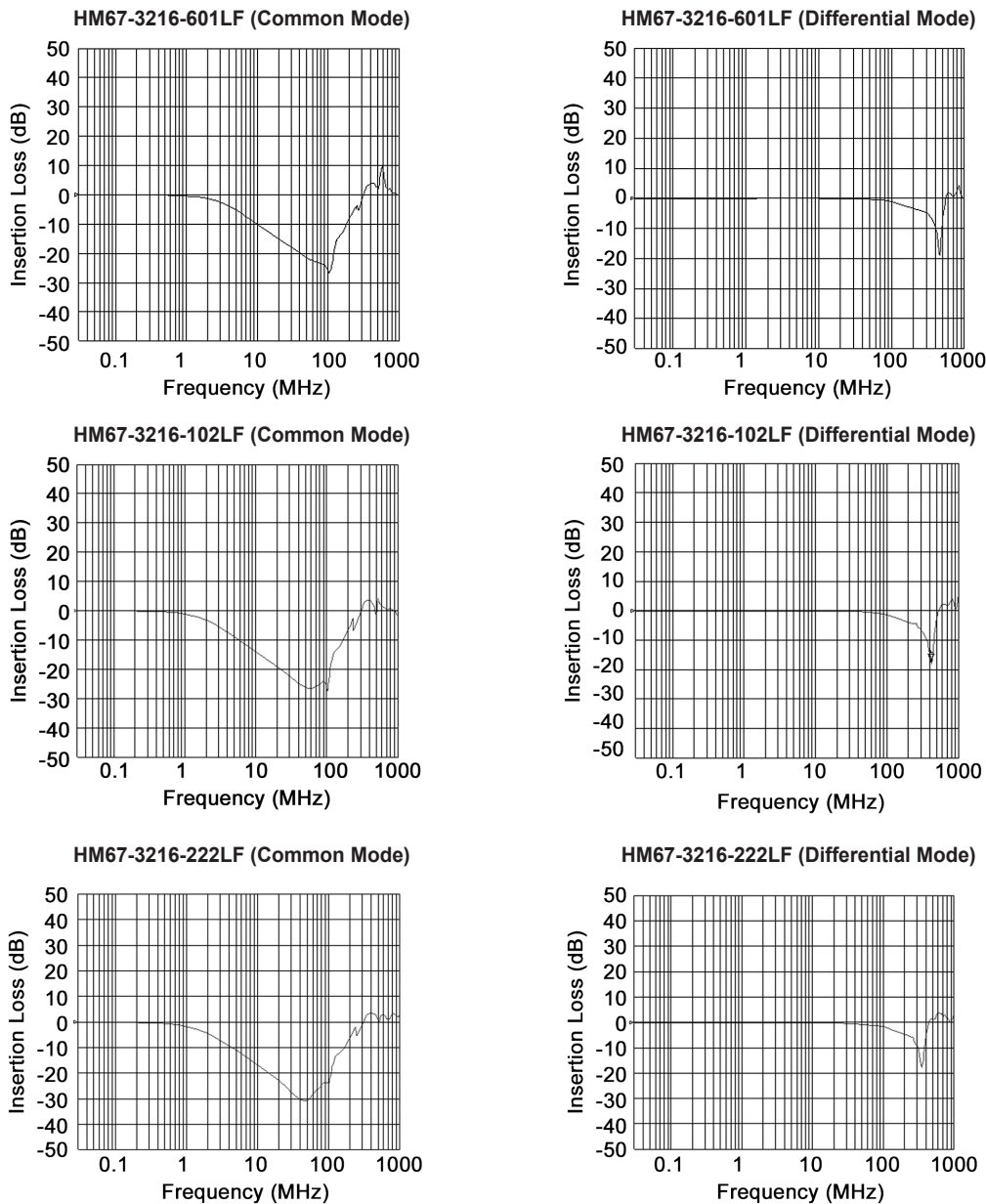


General Note

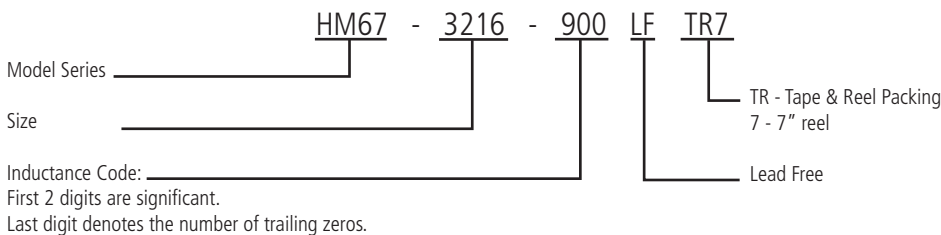
TT Electronics reserves the right to make changes in product specification without notice or liability.
All information is subject to TT Electronics' own data and is considered accurate at time of going to print.

Electrical Characteristics @ 25°C (Continued)

(B) Insertion Loss vs. Frequency Graphs (Cont'd)



Ordering Information



General Note

TT Electronics reserves the right to make changes in product specification without notice or liability. All information is subject to TT Electronics' own data and is considered accurate at time of going to print.