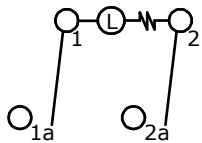
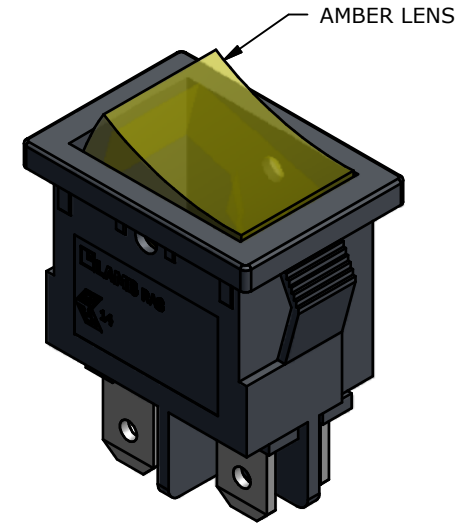
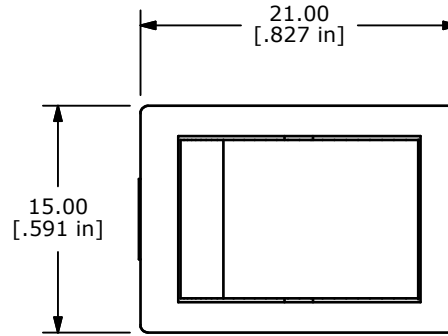


PANEL CUTOUT

PANEL THICKNESS	X
0.75 - 1.25	19.2
1.25 - 2.00	19.4
2.00 - 3.00	19.6

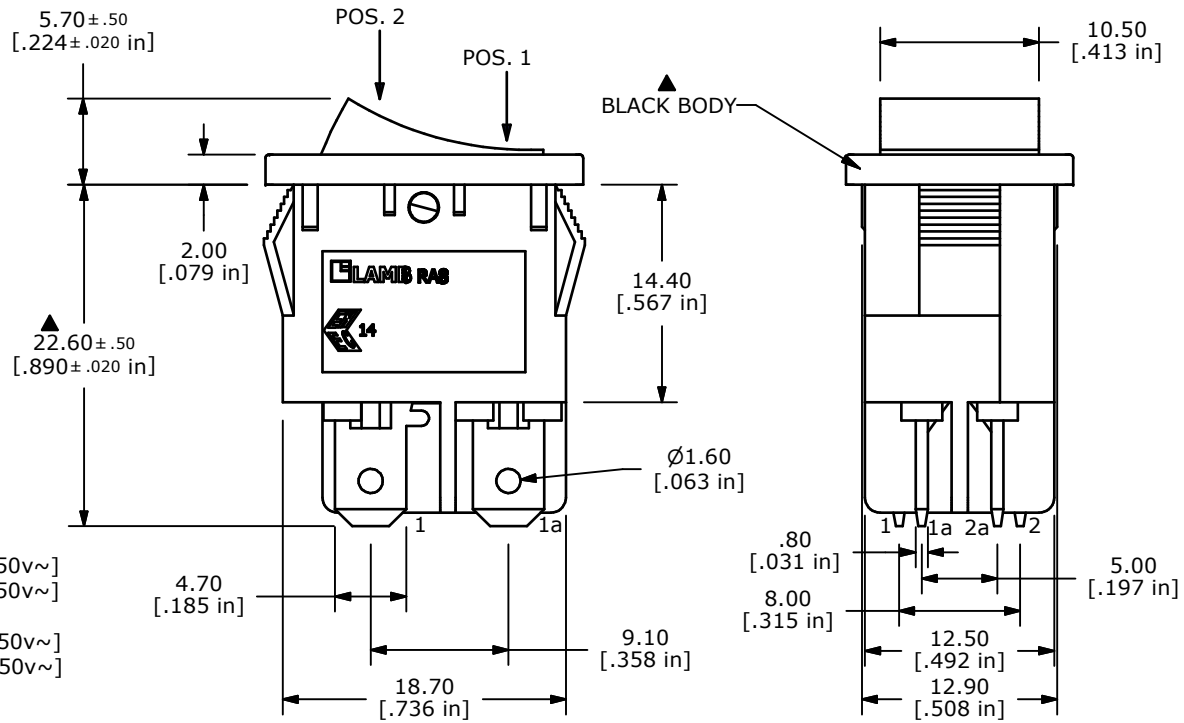
SWITCH FUNCTION	
POS. 1	POS. 2
OFF	ON
OPEN	1-1a, 2-2a



CIRCUIT: DPST

NOTE:

1. DIMENSIONS IN MM [INCH]
2. GENERAL TOLERANCE: X.X = ± 0.4
X.XX = ± 0.25
3. TERMINAL NUMBERS FOR REF ONLY
4. CONTACT MATERIAL: SILVER
5. CONTACT RATINGS: 16A @ 125VAC [UR, cUR]
10A @ 250VAC [UR, cUR]
1/3HP 125/250VAC [UR, cUR]
6. CONTACT RESISTANCE: 35mΩ MAX. @ 50VAC
7. INSULATION RESISTANCE: 100MΩ MIN. @ 500VAC
8. DIELECTRIC STRENGTH: 1,500VAC FOR 1 MINUTE
9. ELECTRICAL LIFE: 6,000 CYCLES [UR, cUR]
10,000 CYCLES [ENEC14, SEMKO: 10(4)a 250v~]
50,000 CYCLES [ENEC14, SEMKO: 10(2)a 250v~]
10. OPERATING TEMPERATURE: -20°C TO 105°C [UR, cUR]
-20°C TO 125°C [ENEC14, SEMKO: 10(4)a 250v~]
-20°C TO 85°C [ENEC14, SEMKO: 10(2)a 250v~]
11. ▲ DENOTES CRITICAL PARAMETER
12. 2002/95/EC (ROHS) COMPLIANT
- ▲ 13. LAMP VOLTAGE: 250V



TITLE RA812C1000-127				
SCALE	DATE 8/14/2014	DR EBP	DWG 38-RA812C1000127	REV A

A	21549	RELEASE FOR PRODUCTION	8/14/14	EBP
REV	PCR NO	DESCRIPTION	DATE	BY

THE INFORMATION CONTAINED IN THIS DOCUMENT IS PROPRIETARY TO E-SWITCH AND IS NOT TO BE COPIED OR TRANSFERRED