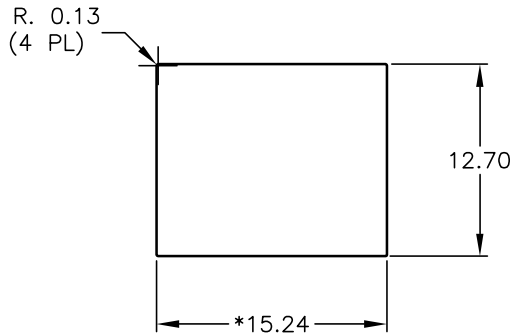
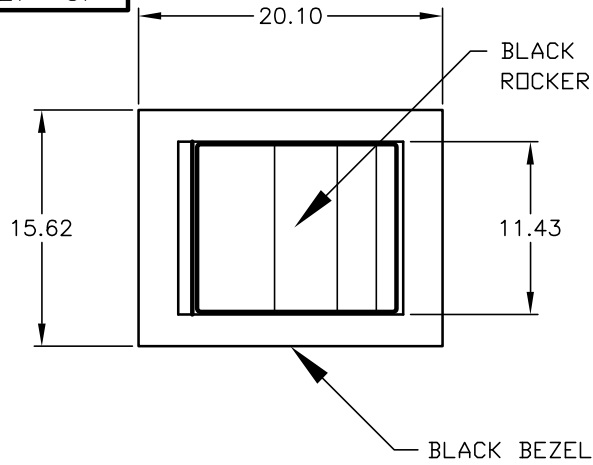


SHEET OF

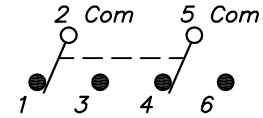


RECOMMENDED PANEL MOUNTING

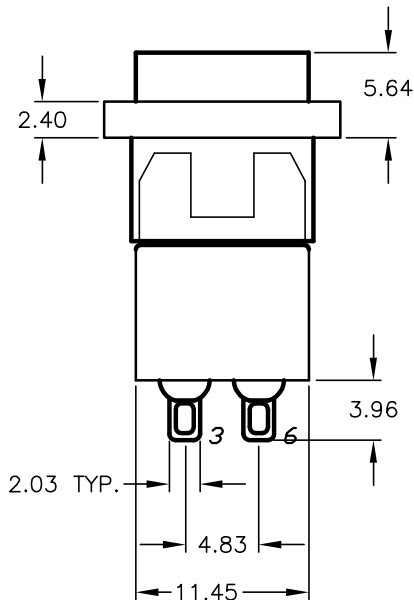
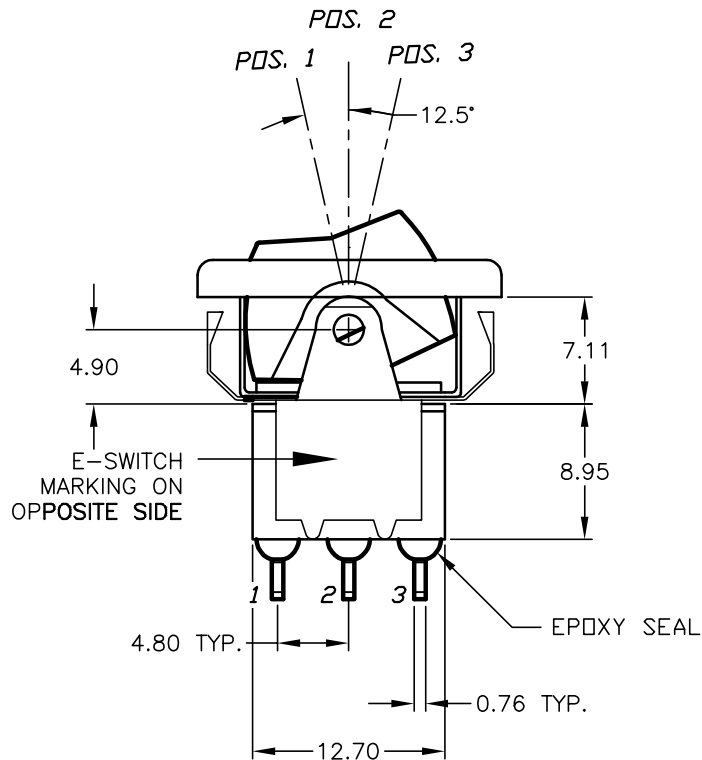
PANEL THICKNESS

1.52 TO 3.18

▲ * DIMENSION IS 15.75/15.88 FOR PANEL THICKNESS BETWEEN 1.52mm TO 3.18mm



CIRCUIT: DPDT



SWITCH FUNCTION		
POS. 1	POS. 2	POS. 3
ON	NONE	ON
2-3,5-6	OPEN	2-1,5-4

NOTES:

1. ALL DIMENSIONS IN MM [INCH]
2. GENERAL TOLERANCE: X.X=±0.4
X.XX=±0.25
3. TERM. NOS. FOR REF. ONLY
4. RATING: 0.4VOLT-AMPS MAX. @20V MAX. AC OR DC
5. MATERIAL: FIXED TERMINAL & MOVING CONTACT
COPPER ALLOY WITH GOLD PLATE OVER NICKLE PLATE
6. CONTACT RESISTANCE: 10mILLI Ohms max initial
@2-4VDC, 100mA for AG & AU
7. ELECTRICAL LIFE: 50,000 make-and-break
cycles at full load.
8. INSULATION RESISTANCE: 1,000M ohm min.
9. DIELECTRIC STRENGTH: 1000V RMS @sea level
10. OPERATING TEMP.: -30°C to 85°C

E-SWITCH®

TITLE

300DP1R6BLKM1REBLK

A	13693	RELEASED FOR PRODUCTION	1/12/04	AR
REV.	ECN No.	DESCRIPTION	DATE	CHKD

THE INFORMATION CONTAINED IN THIS DOCUMENT IS PROPRIETARY TO E-SWITCH AND IS NOT TO BE COPIED OR TRANSFERRED

SCALE

2:1

DATE

1/12/04

DR

AR

DWG

T321032

REV

A