



Isolator

SMD

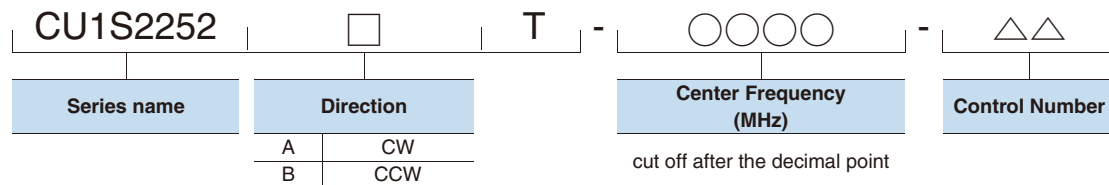
CU1S2252 Series

Isolator

SMD

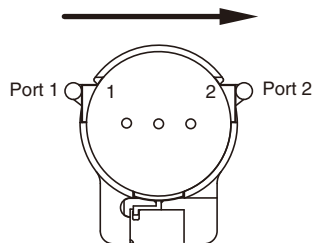
Overview of CU1S2252 Series

PART NUMBER CONSTRUCTION

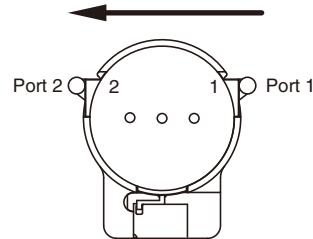


DIRECTION OF CIRCULATION

ClockWise(CW): A



CounterClockWise(CCW): B



TEMPERATURE RANGE

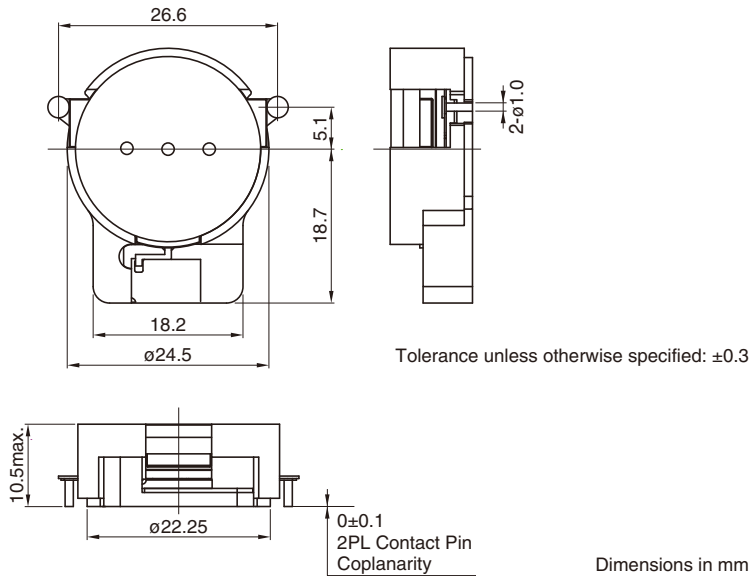
Operating temperature (°C)	Storage temperature (°C)
-35 to +85	-40 to +85

RoHS Directive Compliant Product: See the following for more details related to RoHS Directive compliant products. <http://product.tdk.com/en/environment/rohs/>

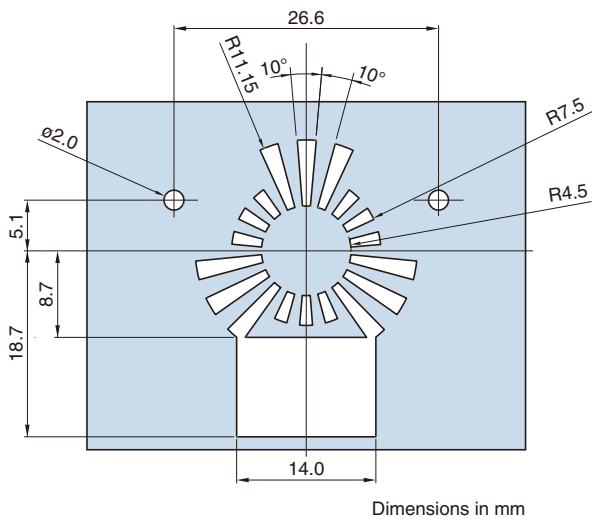
- All specifications are subject to change without notice.
- Before using these products, be sure to request the delivery specifications.

CU1S2252 Series

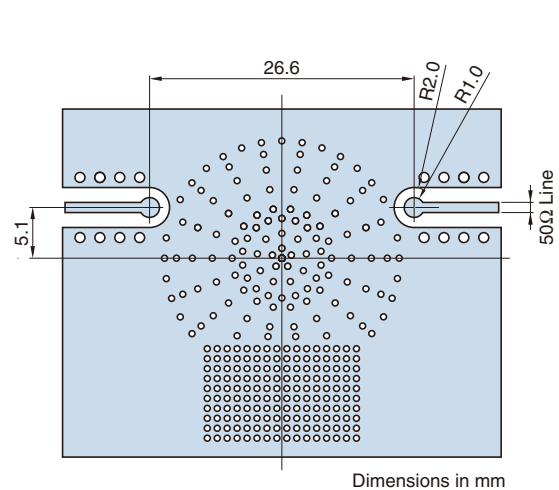
SHAPES AND DIMENSIONS



RECOMMENDED LAND PATTERN



RECOMMENDED PC BOARD PATTERN



- All specifications are subject to change without notice.
- Before using these products, be sure to request the delivery specifications.

CU1S2252 Series

ELECTRICAL CHARACTERISTICS

Frequency range (MHz)	Center frequency (MHz)	Isolation loss (dB) min.	Insertion loss (dB) max.	V.S.W.R. Zo=50Ω max.	Handling power (W) max.	Reflection power (W) * max.	IMD 50Wx2tone (dBc) max.	Part Number	
								ClockWise	CounterClockWise
716 to 728	722	21	0.25	1.20	110	100	-70	CU1S2252AT-722-00	CU1S2252BT-722-00
729 to 746	737.5	21	0.25	1.20	110	100	-70	CU1S2252AT-737-00	CU1S2252BT-737-00
734 to 746	740	21	0.25	1.20	110	100	-70	CU1S2252AT-740-00	CU1S2252BT-740-00
746 to 756	751	21	0.25	1.20	110	100	-70	CU1S2252AT-751-00	CU1S2252BT-751-00
758 to 768	763	21	0.25	1.20	110	100	-70	CU1S2252AT-763-00	CU1S2252BT-763-00
758 to 803	780.5	21	0.25	1.20	110	100	-70	CU1S2252AT-780-00	CU1S2252BT-780-00
773 to 803	788	21	0.25	1.20	110	100	-70	CU1S2252AT-788-00	CU1S2252BT-788-00
791 to 821	806	21	0.25	1.20	110	100	-70	CU1S2252AT-806-00	CU1S2252BT-806-00
852 to 869	860.5	21	0.25	1.20	110	100	-70	CU1S2252AT-860-00	CU1S2252BT-860-00
860 to 875	867.5	21	0.25	1.20	110	100	-70	CU1S2252AT-867-00	CU1S2252BT-867-00
860 to 890	875	21	0.25	1.20	110	100	-70	CU1S2252AT-875-00	CU1S2252BT-875-00
859 to 894	876.5	21	0.25	1.20	110	100	-70	CU1S2252AT-876-00	CU1S2252BT-876-00
869 to 894	881.5	21	0.25	1.20	110	100	-70	CU1S2252AT-881-00	CU1S2252BT-881-00
875 to 890	882.5	21	0.25	1.20	110	100	-70	CU1S2252AT-882-00	CU1S2252BT-882-00
925 to 960	942.5	21	0.25	1.20	110	100	-70	CU1S2252AT-942-00	CU1S2252BT-942-00
945 to 960	952.5	21	0.25	1.20	110	100	-70	CU1S2252AT-952-00	CU1S2252BT-952-00
1475.9 to 1510.9	1493.4	21	0.25	1.20	110	100	-70	CU1S2252AT-1493-00	CU1S2252BT-1493-00
1525 to 1559	1542	21	0.25	1.20	110	100	-70	CU1S2252AT-1542-00	CU1S2252BT-1542-00
1805 to 1880	1842.5	21	0.25	1.20	110	100	-70	CU1S2252AT-1842-00	CU1S2252BT-1842-00
1844.9 to 1879.9	1862.4	21	0.25	1.20	110	100	-70	CU1S2252AT-1862-00	CU1S2252BT-1862-00
1880 to 1920	1900	21	0.25	1.20	110	100	-70	CU1S2252AT-1900-00	CU1S2252BT-1900-00
1930 to 1990	1960	21	0.25	1.20	110	100	-70	CU1S2252AT-1960-00	CU1S2252BT-1960-00
1930 to 1995	1962.5	21	0.25	1.20	110	100	-70	CU1S2252AT-1962-00	CU1S2252BT-1962-00
2010 to 2025	2017.5	21	0.25	1.20	110	100	-70	CU1S2252AT-2017-00	CU1S2252BT-2017-00
2110 to 2170	2140	21	0.25	1.20	110	100	-70	CU1S2252AT-2140-00	CU1S2252BT-2140-00

Characteristic Impedance (Ω) : 50(Nominal)

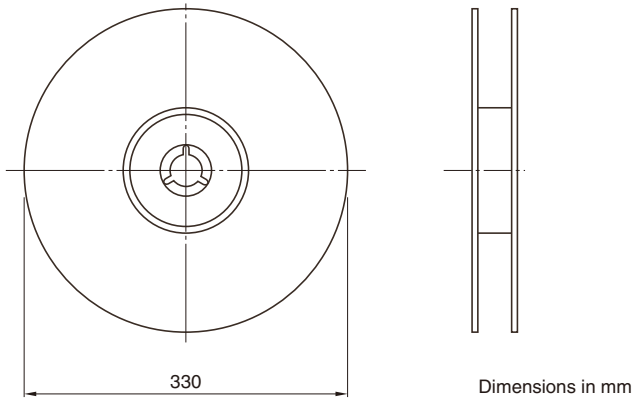
* To be kept below +85deg.C at the bottom surface

- All specifications are subject to change without notice.
- Before using these products, be sure to request the delivery specifications.

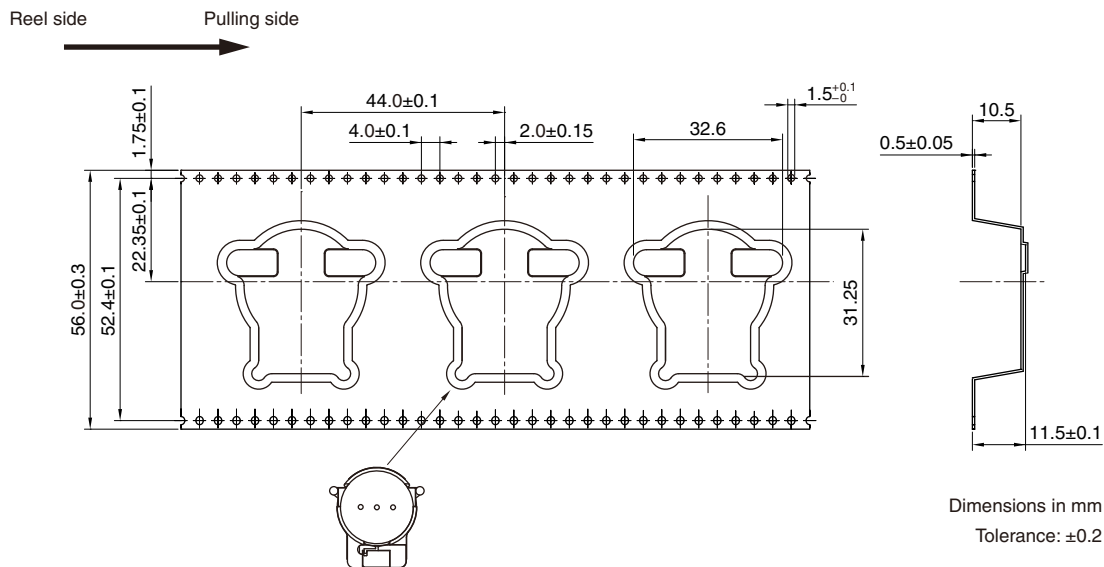
CU1S2252 Series

PACKAGING STYLE

REEL DIMENSIONS



TAPE DIMENSIONS



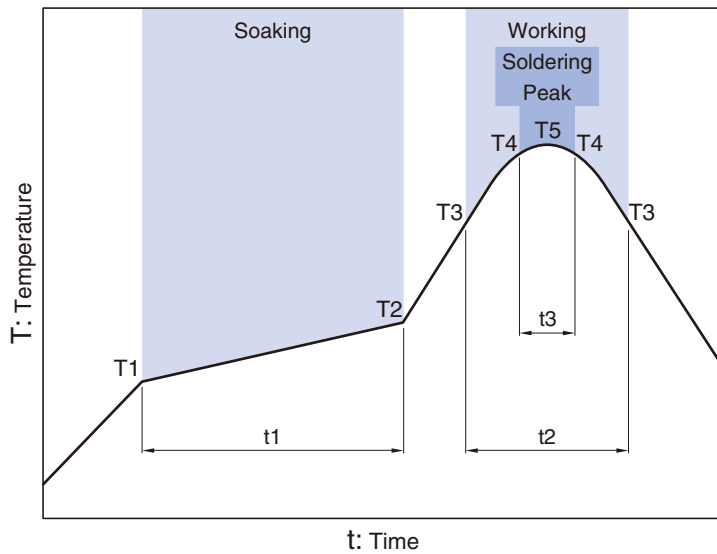
PACKAGE QUANTITY

Standard package quantity (pieces/reel)
100

- All specifications are subject to change without notice.
- Before using these products, be sure to request the delivery specifications.

CU1S2252 Series

RECOMMENDED REFLOW PROFILE



Soaking			Working		Soldering Peak		
Temp.	T2	Time	Temp.	Time	Temp.	Time	Temp.
T1	T2	t1	T3	t2	T4	t3	T5
150°C	180°C	60 to 120s	230°C	30 to 60s	250°C	within 10s	260°C max.

- All specifications are subject to change without notice.
- Before using these products, be sure to request the delivery specifications.

REMINDERS FOR USING THESE PRODUCTS

Before using these products, be sure to request the delivery specifications.

SAFETY REMINDERS

Please pay sufficient attention to the warnings for safe designing when using these products.

REMINDERS

Please do not bring the magnet close to the product (Recommending is separating to 50cm or more). An electric characteristic might be deteriorated.

The magnetic field of 5mT or more must not go into the product when you make the magnet approach.

Moreover, please do not touch a soft magnetic material such as iron (Recommending is separating to 10mm or more). An electric characteristic might be deteriorated. An electric characteristic changes when bringing it close within 10mm(reversible change).

There is a leakage of some magnetism (0.3T or less) from the product.

The products listed on this catalog are intended for use in general electronic equipment (AV equipment, telecommunications equipment, home appliances, amusement equipment, computer equipment, personal equipment, office equipment, measurement equipment, industrial robots) under a normal operation and use condition.

The products are not designed or warranted to meet the requirements of the applications listed below, whose performance and/or quality require a more stringent level of safety or reliability, or whose failure, malfunction or trouble could cause serious damage to society, person or property.

Please understand that we are not responsible for any damage or liability caused by use of the products in any of the applications below or for any other use exceeding the range or conditions set forth in this catalog.

- | | |
|---|--|
| (1) Aerospace/Aviation equipment | (8) Public information-processing equipment |
| (2) Transportation equipment (cars, electric trains, ships, etc.) | (9) Military equipment |
| (3) Medical equipment | (10) Electric heating apparatus, burning equipment |
| (4) Power-generation control equipment | (11) Disaster prevention/crime prevention equipment |
| (5) Atomic energy-related equipment | (12) Safety equipment |
| (6) Seabed equipment | (13) Other applications that are not considered general-purpose applications |
| (7) Transportation control equipment | |

When using this product in general-purpose applications, you are kindly requested to take into consideration securing protection circuit/equipment or providing backup circuits, etc., to ensure higher safety.