

D38999

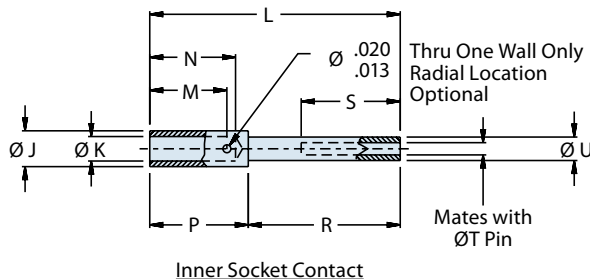
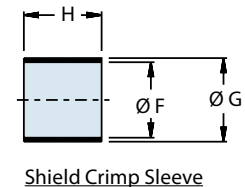
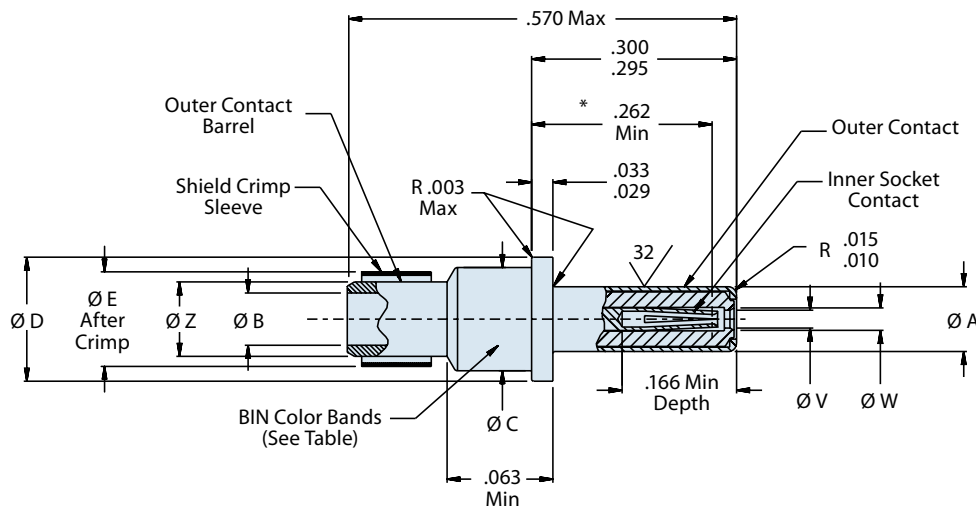
Ser. I, II, III, IV

Size #12 Coaxial Pin Contacts for MIL-DTL-38999 Series I, II, III and IV Connectors


These #12 pin contacts accept 50 ohm and 75 ohm coaxial cable. Inner contact is rated at 1 amp, the outer contact 12 amps. DWV rating is 1000 Vac rms sea level, 250 Vac at 50,000 feet. Contacts are packaged individually and shipped unassembled with instruction sheet. One contact consists of outer contact, fluorocarbon dielectric, inner contact and shield crimp sleeve. Inner and outer contacts are gold-plated copper alloy. Approved to SAE AS39029. 5000 megohm insulation resistance. Mates with: M39029/75.

B

Type	Cable Accommodation	Part Number	Military Part Number	Color Band		
				1st	2nd	3rd
Pin	RG174, RG316, RG179	852-002-12-211	M39029/28-211	Red	Brown	Brown
	RG180	852-002-12-409	M39029/28-409	Yellow	Black	White
	Microdot 250-4070	852-002-12-410	M39029/28-410	Yellow	Brown	Black
	Raychem 48-502, 5022E5111	852-002-12-411	M39029/28-411	Yellow	Brown	Brown
	Raychem 48-950, 9530D5117	852-002-12-412	M39029/28-412	Yellow	Brown	Red
	Raychem 762D1311, 9527A1318	852-002-12-413	M39029/28-413	Yellow	Brown	Orange
	Gore GWN1159A, M17/152-00001	852-002-12-414	M39029/28-414	Yellow	Brown	Yellow
	1S50MU-16, -20, -40, -70 (D24643/28)	852-002-12-415	M39029/28-415	Yellow	Brown	Green


Material and Finish

Contact Body: Copper Alloy/Gold Plated
 Center Contact: Copper Alloy/Gold Plated
 Crimp Sleeve: Copper Alloy/Gold Plated
 Insulator: Teflon

* Indicates point at which a square ended pin of the same basic diameter as the mating contact first engages the outer contact spring

M39029/28
852-002
Size 12 Coaxial Pin



Shielded
Contacts

B

Table I

BIN Code	ØA	ØB Min	ØC	ØD	ØE Max	ØF Min	ØG Max	H	ØJ Max	ØK Min	ØL Ref
211	0.095 (2.41) 0.093 (2.36)	.090 (2.3)	0.151 (3.84) 0.148 (3.76)	0.182 (4.62) 0.179 (4.55)	0.156 (4.0)	0.127 (3.2)	0.169 (4.3)	0.125 (3.2) 0.115 (2.9)	0.052 (1.3)	0.0225 (0.6)	0.363 (9.2)
409	0.095 (2.41) 0.093 (2.36)	.090 (2.3)	0.151 (3.84) 0.148 (3.76)	0.182 (4.62) 0.179 (4.55)	0.156 (4.0)	0.144 (3.7)	0.169 (4.3)	0.125 (3.2) 0.115 (2.9)	0.052 (1.3)	0.0225 (0.6)	0.363 (9.2)
410	0.095 (2.41) 0.093 (2.36)	.090 (2.3)	0.151 (3.84) 0.148 (3.76)	0.182 (4.62) 0.179 (4.55)	0.156 (4.0)	0.144 (3.7)	0.169 (4.3)	0.125 (3.2) 0.115 (2.9)	0.052 (1.3)	0.0355 (0.9)	0.363 (9.2)
411	0.095 (2.41) 0.093 (2.36)	.090 (2.3)	0.151 (3.84) 0.148 (3.76)	0.182 (4.62) 0.179 (4.55)	0.156 (4.0)	0.127 (3.2)	0.169 (4.3)	0.125 (3.2) 0.115 (2.9)	0.052 (1.3)	0.0355 (0.9)	0.363 (9.2)
412	0.095 (2.41) 0.093 (2.36)	.090 (2.3)	0.151 (3.84) 0.148 (3.76)	0.182 (4.62) 0.179 (4.55)	0.156 (4.0)	0.127 (3.2)	0.169 (4.3)	0.125 (3.2) 0.115 (2.9)	0.052 (1.3)	0.0225 (0.6)	0.363 (9.2)
413	0.095 (2.41) 0.093 (2.36)	.090 (2.3)	0.151 (3.84) 0.148 (3.76)	0.182 (4.62) 0.179 (4.55)	0.156 (4.0)	0.156 (4.0)	0.174 (4.4)	0.125 (3.2) 0.115 (2.9)	0.052 (1.3)	0.0270 (0.7)	0.363 (9.2)
414	0.095 (2.41) 0.093 (2.36)	.090 (2.3)	0.151 (3.84) 0.148 (3.76)	0.182 (4.62) 0.179 (4.55)	0.156 (4.0)	0.138 (3.5)	0.174 (4.4)	0.125 (3.2) 0.115 (2.9)	0.052 (1.3)	0.0225 (0.6)	0.363 (9.2)
415	0.095 (2.41) 0.093 (2.36)	.090 (2.3)	0.151 (3.84) 0.148 (3.76)	0.182 (4.62) 0.179 (4.55)	0.156 (4.0)	0.156 (4.0)	0.174 (4.4)	0.125 (3.2) 0.115 (2.9)	0.052 (1.3)	0.0355 (0.9)	0.363 (9.2)

Table I (continued)

BIN Code	M	N Min	P	R	S Min	T	U	ØV	ØW	ØZ Max
211	0.103 (2.6) 0.096 (2.4)	0.112 (2.8)	0.146 (3.7) 0.140 (3.6)	0.222 (5.64) 0.219 (5.56)	0.156 (4.0)	0.0205 (0.52) 0.0195 (0.50)	0.035 (0.9) 0.033 (0.8)	0.027 (0.7) 0.025 (0.6)	0.058 (1.5) 0.055 (1.4)	0.110 (2.8)
409	0.103 (2.6) 0.096 (2.4)	0.112 (2.8)	0.146 (3.7) 0.140 (3.6)	0.222 (5.64) 0.219 (5.56)	0.156 (4.0)	0.0205 (0.52) 0.0195 (0.50)	0.035 (0.9) 0.033 (0.8)	0.027 (0.7) 0.025 (0.6)	0.058 (1.5) 0.055 (1.4)	0.127 (3.2)
410	0.103 (2.6) 0.096 (2.4)	0.112 (2.8)	0.146 (3.7) 0.140 (3.6)	0.222 (5.64) 0.219 (5.56)	0.156 (4.0)	0.0205 (0.52) 0.0195 (0.50)	0.035 (0.9) 0.033 (0.8)	0.027 (0.7) 0.025 (0.6)	0.058 (1.5) 0.055 (1.4)	0.127 (3.2)
411	0.103 (2.6) 0.096 (2.4)	0.112 (2.8)	0.146 (3.7) 0.140 (3.6)	0.222 (5.64) 0.219 (5.56)	0.156 (4.0)	0.0205 (0.52) 0.0195 (0.50)	0.035 (0.9) 0.033 (0.8)	0.027 (0.7) 0.025 (0.6)	0.058 (1.5) 0.055 (1.4)	0.110 (2.8)
412	0.103 (2.6) 0.096 (2.4)	0.112 (2.8)	0.146 (3.7) 0.140 (3.6)	0.222 (5.64) 0.219 (5.56)	0.156 (4.0)	0.0205 (0.52) 0.0195 (0.50)	0.035 (0.9) 0.033 (0.8)	0.027 (0.7) 0.025 (0.6)	0.058 (1.5) 0.055 (1.4)	0.110 (2.8)
413	0.103 (2.6) 0.096 (2.4)	0.112 (2.8)	0.146 (3.7) 0.140 (3.6)	0.222 (5.64) 0.219 (5.56)	0.156 (4.0)	0.0205 (0.52) 0.0195 (0.50)	0.035 (0.9) 0.033 (0.8)	0.027 (0.7) 0.025 (0.6)	0.058 (1.5) 0.055 (1.4)	0.136 (3.5)
414	0.103 (2.6) 0.096 (2.4)	0.112 (2.8)	0.146 (3.7) 0.140 (3.6)	0.222 (5.64) 0.219 (5.56)	0.156 (4.0)	0.0205 (0.52) 0.0195 (0.50)	0.035 (0.9) 0.033 (0.8)	0.027 (0.7) 0.025 (0.6)	0.058 (1.5) 0.055 (1.4)	0.110 (2.8)
415	0.103 (2.6) 0.096 (2.4)	0.112 (2.8)	0.146 (3.7) 0.140 (3.6)	0.222 (5.64) 0.219 (5.56)	0.156 (4.0)	0.0205 (0.52) 0.0195 (0.50)	0.035 (0.9) 0.033 (0.8)	0.027 (0.7) 0.025 (0.6)	0.058 (1.5) 0.055 (1.4)	0.127 (3.2)

Table III

Inner Contact		Outer Contact		Insertion Tool	Extraction Tool
Basic Crimping Tool	Positioner	Basic Crimping Tool	Positioner		
M22520/2-01	M22520/2-34	M22520/31-01	M22520/31-02	M81969/8-09 or M81969/14-04	M81969/8-10 or M81969/14-04