
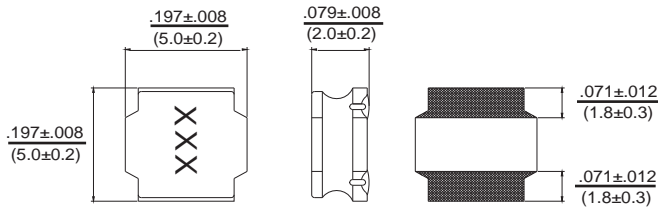




SMD Shielded Power Chip Inductor

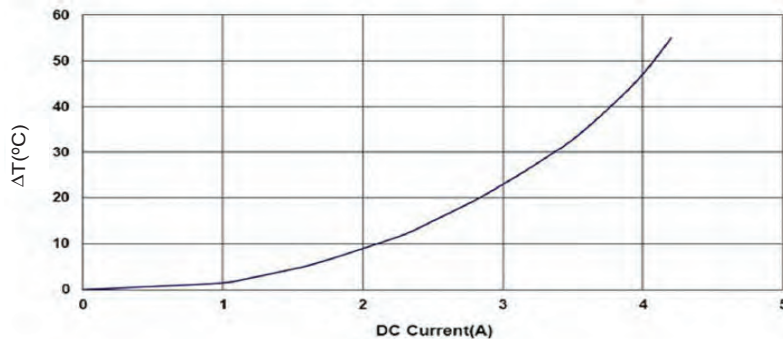
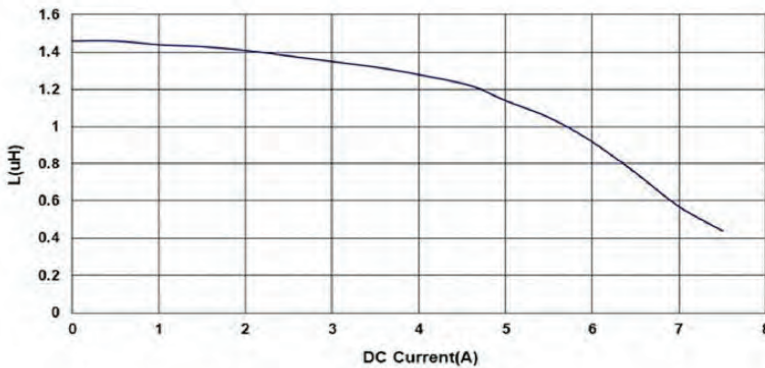
PCFV52

Dimensions: Inches
(mm)



Allied Part Number	Inductance (μh)	Tolerance (%)	Test Freq. MHz, 100mV	RDC (mΩ) ±30%	Isat (A) (Max)	Irms (A) (Max)	Marking
PCFV52-1R0M-RC	1.0	20	1	18	5.40	3.69	1R0
PCFV52-1R5M-RC	1.5	20	1	23	4.41	3.15	1R5
PCFV52-2R2M-RC	2.2	20	1	30	3.60	2.97	2R2
PCFV52-3R3M-RC	3.9	20	1	53	2.61	2.34	3R9
PCFV52-4R7M-RC	4.7	20	1	60	2.43	1.98	4R7
PCFV52-6R8M-RC	6.8	20	1	93	1.98	1.62	6R8
PCFV52-100M-RC	10	20	1	125	1.62	1.44	100
PCFV52-150M-RC	15	20	1	195	1.26	1.08	150
PCFV52-220M-RC	22	20	1	265	1.08	0.90	220

All specifications subject to change without notice.



Features

- Magnetically Shielded Construction
- High Current
- Low DC Resistance
- Ultra Low Profile, 2.0mm

Electrical

Inductance Range: 1.0μh ~ 2.2μh (other values being added)

Tolerance: Available in 20%

Operating Temp: -55°C ~ +125°C

Isat: Current at which the Inductance will drop by no more than 30% of its initial value.

Irms: Based on a temp rise of ΔT = 40°C typical above Ambient Temp.

Resistance to Soldering Heat

Pre-Heat 150°C, 1 Min.

Solder Composition: Sn/Ag3.0/Cu0.5

Solder Temp: 260°C +/- 5°C for 10 sec

Test Equipment

(L): HP4287A + HP16197A

(RDC): Chroma MilliOhm Meter 16502

Current: HP4284A + HP42841A

Physical

Packaging: 2000 per Tape and reel

Marking: EIA Inductance code