


CotoMOS® CT128/CS128

The CT128 and CS128 feature high current switching capability to 4.5A with a low on resistance of 0.05Ω Maximum. Designed for ATE, Controls, or Measurement and Instrumentation applications the CotoMOS® relay is capable of handling 40V load conditions. If your requirements are different please contact your Coto Applications Engineer for assistance through www.cotorelay.com or email us at cotomos@cotorelay.com.

CT128/CS128 Features

- ▶ Contact Form: 1A
- ▶ Load Voltage: 40V Maximum
- ▶ Operation LED Current: 3.0mA Maximum
- ▶ Load Current: 4.5A Maximum
- ▶ On-Resistance: 0.05Ω Maximum
- ▶ Low Off-State Leakage Current: 10µA Maximum
- ▶ I/O Breakdown Voltage: 1500Vrms Minimum
- ▶ Suffix - H for I/O Breakdown Voltage: 5000Vrms Minimum



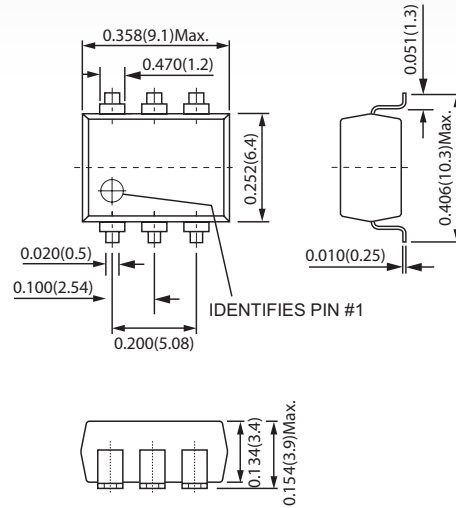
DIMENSIONS

in Inches (Millimeters)

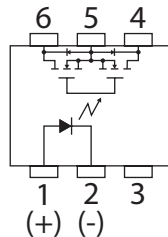
CT128



CS128



TERMINAL IDENTIFICATION



1: Anode (LED)
2: Cathode (LED)
3: NC

4,6: Drain (MOS FET)
5: Source (MOS FET)

CT128/CS128 MAXIMUM RATINGS (Ambient Temperature: 25°C)			
Parameters	Symbol	Units	Value
INPUT SPECIFICATIONS			
Continuous LED Current	I _F	mA	50
Peak LED Current	I _{FP}	mA	500
LED Reverse Voltage	V _R	V	5
Input Power Dissipation	P _{in}	mW	75
OUTPUT SPECIFICATIONS			
Load Voltage	V _L	V (AC peak or DC)	40
Load Current	I _L	A	4.5
Peak Load Current	I _{Peak}	A	9.5
Output Power Dissipation	P _{Out}	mW	500
RELAY SPECIFICATIONS			
Total Power Dissipation	P _T	mW	550
I/O Breakdown Voltage	V _{I/O}	V _{rms}	1500
Operating Temperature	T _{Opr}	°C	-40 ~ +85
Storage Temperature	T _{Stg}	°C	-40 ~ +100

CT128/CS128 ELECTRICAL SPECIFICATIONS (Ambient Temperature: 25°C)						
Parameters	Symbol	Test Conditions	Units	Min	Typ	Max
INPUT						
LED Forward Voltage	V _F	I _F =10mA	V	1.0	1.37	1.5
Operation LED Current	I _{F On}		mA		1.2	3.0
Recovery LED Voltage	V _{F Off}		V	0.5	1.2	
OUTPUT						
On-Resistance Drain to Drain	R _{On}	I _F =10mA, I _L =Rating Time to flow is within 1 sec.	Ω		0.033	0.05
Off-State Leakage Current	I _{Leak}	I _F =0mA, V _L =40V	μA			1.0
Output Capacitance	C _{Out}	V _L =0V, f=1MHz	pF		690	
TRANSMISSION						
Turn-On Time	T _{On}	I _F =10mA, I _L =Rating	ms		1.2	5.0
Turn-Off Time	T _{Off}		ms		0.05	2.0
COUPLED						
I/O Insulation Resistance	R _{I/O}		Ω	5*10 ⁹		
I/O Capacitance	C _{I/O}	f=1MHz	pF		1.0	

Environmental Ratings:

Operating Temp: -40°C to +85°C; Storage Temp: -40 to +100 C.
All electrical parameters measured at 25° C unless otherwise specified.

CT128/CS128 GRAPHS

