


## HT23-594

NEMA 23 High Torque Step Motor

1pc. - 58.00  
50pc. - 43.50



### **Product Features**

- 2-phase hybrid step motor
- High torque design
- Standard NEMA 23 dimensions
- Series or parallel wiring
- Optimized for microstepping



## Description

### **Product Description:**

The HT23-594 two-phase stepper motor is suitable for a wide range of motion control applications. Terminated with 8 motor leads, the motor can be connected in a few different ways, including bipolar series and bipolar parallel.







The single and double-shaft versions of this motor are UL Recognized in the US and Canada, file no. E472271. The encoder is not included in the listing.

## Specifications

<b>Part Number:</b>	HT23-594
<b>Frame Size:</b>	NEMA 23
<b>Motor Type:</b>	High torque
<b>Part Number w/Double Shaft:</b>	HT23-594D
<b>Part Number w/Encoder:</b>	HT23-594D-ZAA
<b>Motor Length:</b>	1.61 inches
<b>Number of Lead Wires:</b>	8
<b>Lead Wire Configuration:</b>	flying leads, no connector
<b>Lead Wire/Cable Length:</b>	18 inches inches
<b>Lead Wire Gauge:</b>	22 AWG
<b>Unipolar Holding Torque:</b>	55.2 oz-in
<b>Bipolar Holding Torque:</b>	76.5 oz-in
<b>Step Angle:</b>	1.8 deg
<b>Bipolar Series Current:</b>	1.41 A/phase
<b>Bipolar Series Resistance:</b>	2.8 Ohms/phase
<b>Bipolar Series Inductance:</b>	5.6 mH/phase
<b>Bipolar Parallel Current:</b>	2.83 A/phase
<b>Bipolar Parallel Resistance:</b>	0.7 Ohms/phase
<b>Bipolar Parallel Inductance:</b>	1.4 mH/phase
<b>Unipolar Current:</b>	2.00 A/phase
<b>Unipolar Resistance:</b>	1.4 Ohms/phase
<b>Unipolar Inductance:</b>	1.4 mH/phase
<b>Rotor Inertia:</b>	1.91E-03 oz-in-sec <sup>2</sup>
<b>Integral Gearhead:</b>	No
<b>Weight:</b>	0.93 lbs
<b>Storage Temperature:</b>	-30 to 70 °C

<b>Operating Temperature:</b>	-20 to 50 °C
<b>Insulation Class:</b>	Class B (130 °C)
<b>Shaft Run Out:</b>	0.002 inch T.I.R. max
<b>Radial Play:</b>	0.001 inch max w/ 1.1 lb load
<b>End Play:</b>	0.003 inch max w/ 1.1 lb load
<b>Perpendicularity:</b>	0.004 inches
<b>Concentricity:</b>	0.002 inches

## Downloads

<b>Family Datasheet:</b>	 <a href="#">StepMotorWiring-8-lead-striped.pdf</a>
<b>Datasheet:</b>	<a href="http://s3.amazonaws.com/applied-motion-pdf/HT23-594.pdf">http://s3.amazonaws.com/applied-motion-pdf/HT23-594.pdf</a>
<b>2D Drawing:</b>	 <a href="#">HT23-594_RevE.pdf</a>  <a href="#">HT23-594D-ZAA_RevA.pdf</a>
<b>3D Drawing:</b>	 <a href="#">23HT39D.igs</a>  <a href="#">HT23_39mm_w_ZAA_encoder.igs</a>
<b>Speed-Torque Curves:</b>	 <a href="#">ST_speed-torque.pdf</a>  <a href="#">STR_speed-torque.pdf</a>

## Pricing

	<b>HT23-594</b> Part No. w/ Single Shaft	<b>HT23-594D</b> Part No. w/ Double Shaft	<b>HT23-594D-ZAA</b> Part No. w/ Encoder
<b>1pc.</b>	\$58.00	\$58.00	\$184.00
<b>25pc.</b>	\$49.88	\$49.88	\$175.88
<b>50pc.</b>	\$43.50	\$43.50	\$169.50
<b>100pc.</b>	<a href="#">Request a Quote</a> for 100+ piece pricing.		