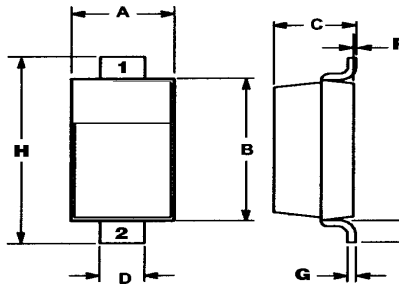


Description

BAV19~21W



SOD-123



Mechanical Dimensions

DIM	INCHES		MM	
	MIN	MAX	MIN	MAX
A	0.055	0.071	1.40	1.80
B	0.100	0.112	2.55	2.85
C	0.037	0.053	0.95	1.35
D	0.020	0.028	0.50	0.70
E	0.004		0.25	
F	0.000	0.004	0.00	0.10
G		0.006		0.15
H	0.140	0.152	3.55	3.85

FEATURES

- Fast Switching Speed
- Surface Mount Package Ideally Suited for Automatic Insertion
- For General Purpose Switching Applications

MARKING: BAV19W: A8

BAV20W: T2

BAV21W: T3

Maximum Ratings and Electrical Characteristics, Single Diode @T_A=25°C

Parameter	Symbol	BAV19W	BAV20W	BAV21W	Unit
Non-Repetitive Peak reverse voltage	V _{RM}	120	200	250	V
Peak Repetitive Peak reverse voltage	V _{RRM}				
Working Peak Reverse Voltage	V _{RWM}	100	150	200	V
DC Blocking Voltage	V _R				
RMS Reverse Voltage	V _{R(RMS)}	71	106	141	V
Forward Continuous Current	I _{FM}		400		mA
Average Rectified Output Current	I _O		200		mA
Peak forward surge current @=1.0ms @=1.0s	I _{FSM}		2.5 0.5		A
Repetitive Peak Forward Current	I _{FRM}		625		mA
Power Dissipation	P _d		250		mW
Thermal Resistance Junction to Ambient	R _{θJA}		500		K/W
Storage temperature	T _{STG}		-65~+150		°C

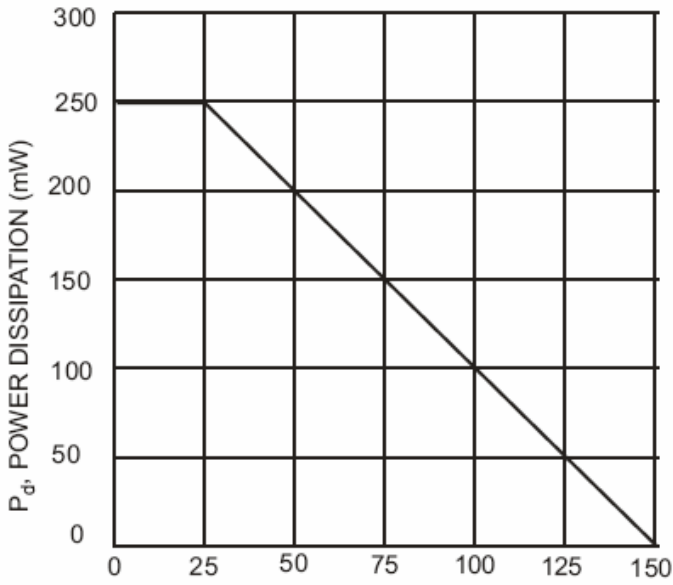
Electrical Ratings @T_A=25°C

Parameter	Symbol	Min.	Typ.	Max.	Unit	Conditions
Forward voltage	V _{F1}			1.0	V	I _F =0.1A
	V _{F2}			1.25		I _F =0.2A
Reverse current	I _R			0.1	μA	V _R =100V
				0.1		V _R =150V
				0.1		V _R =200V
Capacitance between terminals	C _T			5	pF	V _R =0V, f=1MHz
Reverse Recovery Time	t _{rr}			50	ns	I _F =I _R =30mA I _{rr} =0.1X I _R , R _L =100Ω



Typical Characteristics

BAV19W/BAV20W/BAV21W



T_A , AMBIENT TEMPERATURE ($^{\circ}\text{C}$)
Fig. 1 Power Derating Curve

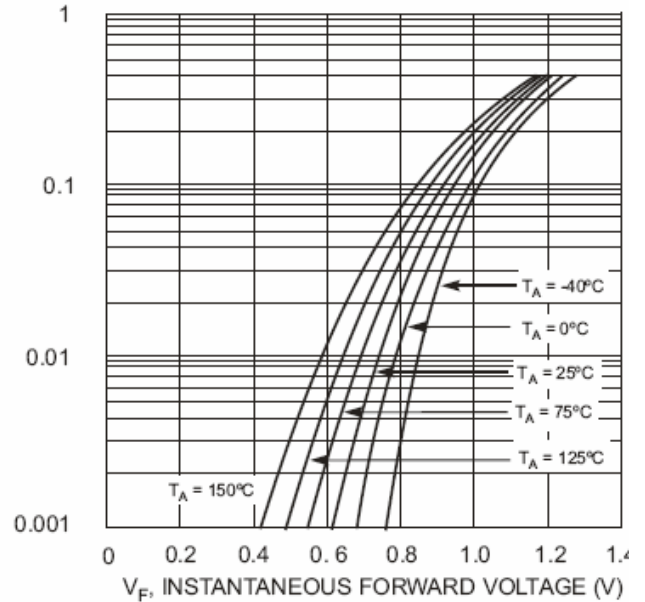


Fig. 2 Typical Forward Characteristics

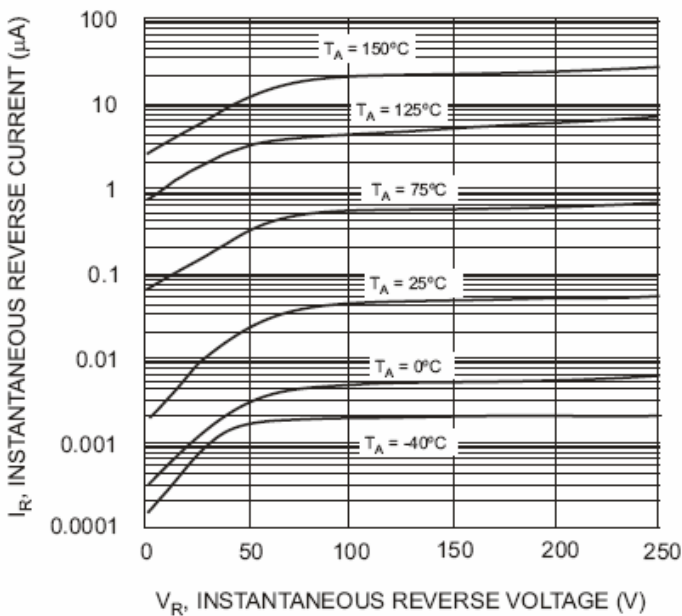


Fig. 3 Typical Reverse Characteristics

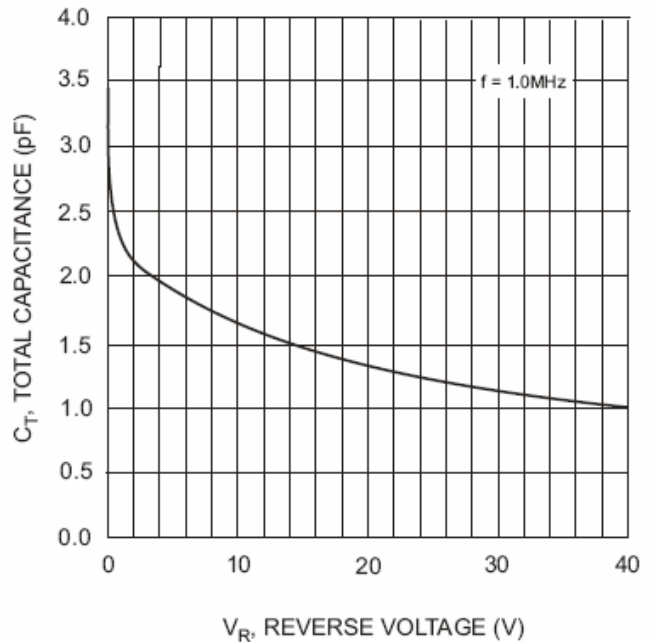


Fig. 4 Typical Capacitance vs. Reverse Voltage