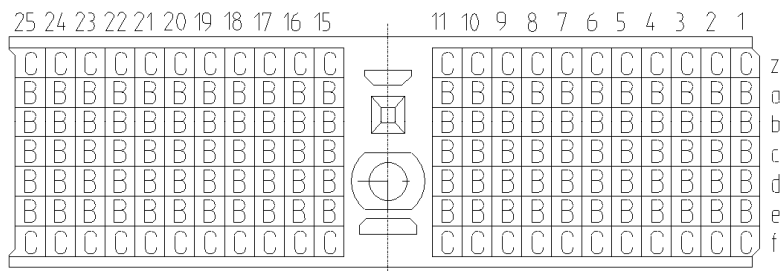
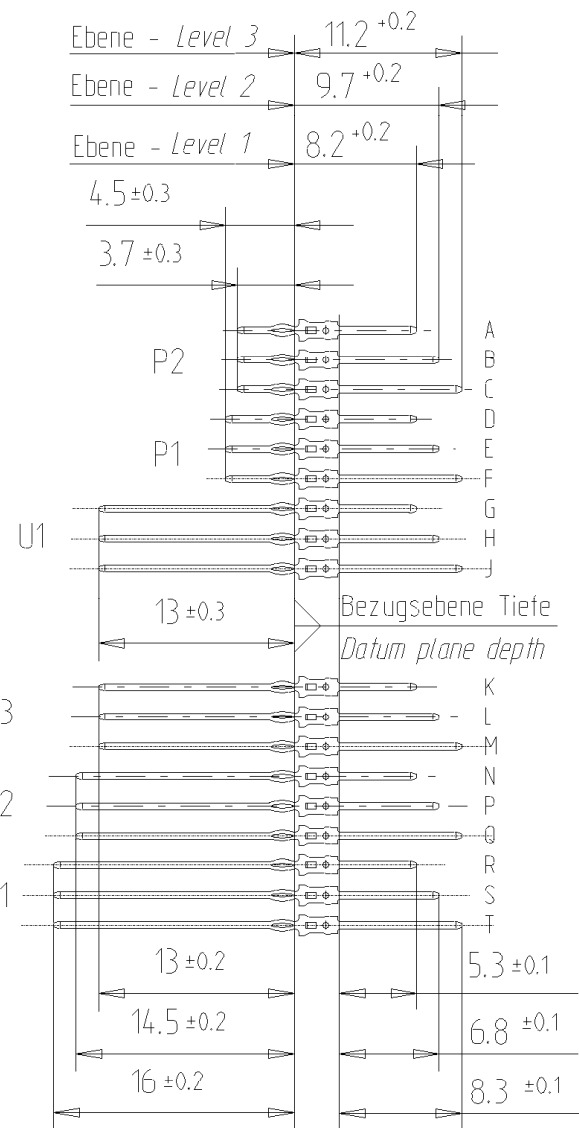
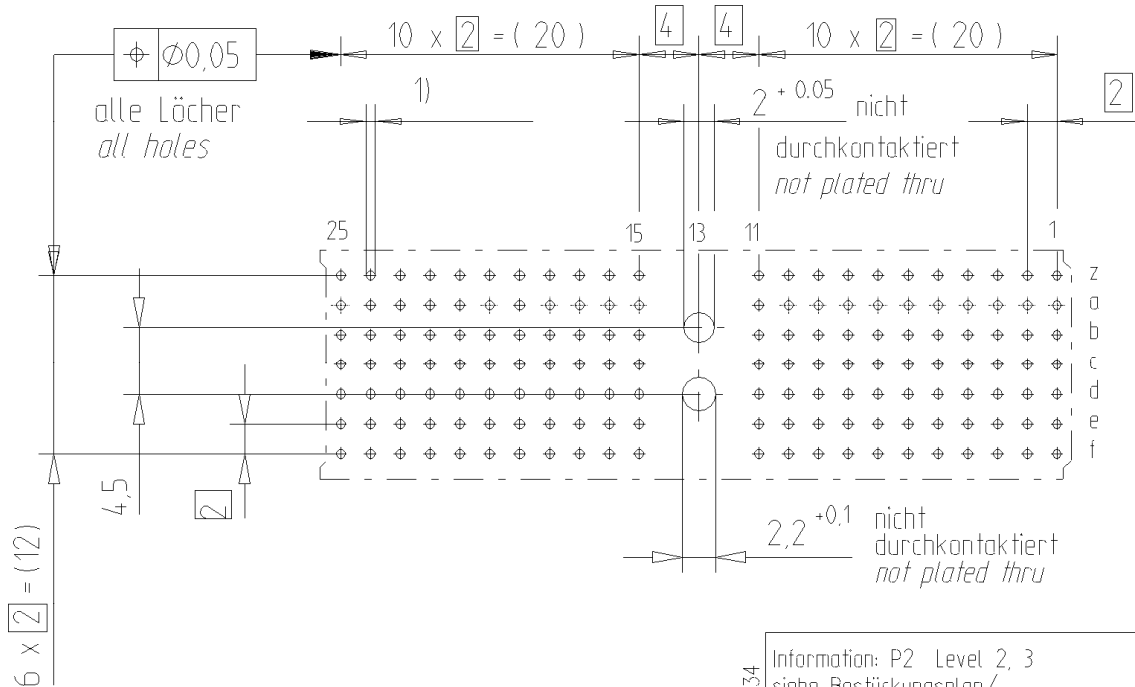


Bestückungsplan - contact layout



Lochbild für Leiterplatte (Bestückungsseite)

Board hole pattern (Component mounting side)



- 1) $\Phi 0,6 \pm 0,05$ Durchmesser des metallisierten Loches
 $\Phi 0,6 \pm 0,05$ Diameter of finished plated-through hole
 $\Phi 0,7 \pm 0,02$ Bohrungsdurchmesser des Loches
 $\Phi 0,7 \pm 0,02$ Diameter of drilled hole

Schichtaufbau im metallisierten Loch siehe Zeichnung 114406
 Metal plating of plated-through hole see drawing 114406

Fehlende Maße und Angaben nach IEC 61076-4-101
 Missing information and dimensions per IEC 61076-4-101

Information: P2 Level 2, 3 siehe Bestückungsplan/ see contact layout	Tolerances		Scale	2:1
	All Dimensions in mm			
All rights reserved. Only for information. To insure that this is the latest version of this drawing, please contact one of the ERNI companies before using.	Subject to modification without prior notice. Drawing will not be updated.	Designation		
	www.ERNI.com	ERmet Messerleiste A ERmet Male Wide Type A		
Index	Date	M:00070231.SZA	100200760006	K
Consider protection memo from DIN 34		ERMA		