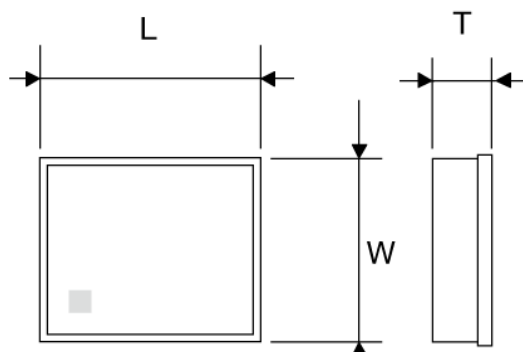


SAW Filter

FAR-F6KB-1G9600-B4GB



■ Features

- Item Summary
GSM1900 , Rx, 504
- Lifecycle Stage
Mass Production
- Standard packaging quantity (minimum)
Taping Embossed 3000 , 15000pcs

■ Products characteristics table

Temperature Range	-30 to +85°C
GSM	1900
Use	GSM
Transmitting / Receiving	Rx Filter
Insertion Loss	1.6dB
Attenuation	18dB
RoHS Compliance	Yes
Halogen Free	Yes
Soldering Method	Reflow

■ External Dimensions

L	1.4mm +0.1:-0.1
W	1.0mm +0.1:-0.1
T	0.5mm max

2015.06.03

The data is reference only. Electrical characteristics vary depending on environment or measurement condition.
 TAIYO YUDEN reserves the right to make change to the Date at any time without notice.
 Before making final selection, please check product specification.



MSL1

* Pb Free Part

Customer Name	Standard specification	TAIYO YUDEN Mobile Technology Co.,Ltd.	
System	PCS-Rx (50/150)	Date	March 31, 2010
Part Number	FAR-F6KB-1G9600-B4GB	Version 3.1c	

Table 1. Electrical specifications

Passband: 1930 ~ 1990 MHz						
Item	Condition	Specification			Unit	Remarks
		Min.	Typ.	Max.		
Insertion Loss	1930~1990 MHz	-	1.6	2.5	dB	+25+/-2°C
		-	-	2.7	dB	
Ripple	1930~1990 MHz	-	0.5	1.7	dB	
Absolute attenuation	DC~1830 MHz	30	40	-	dB	
	1830~1910 MHz	15	18	-	dB	+25+/-2°C
		10	-	-	dB	
	2010~2070 MHz	15	18	-	dB	+25+/-2°C
		10	-	-	dB	
	2070~2150 MHz	22	26	-	dB	
	2150~3000 MHz	30	36	-	dB	
3000~6000 MHz	30	43	-	dB		
VSWR (Input)	1930~1990 MHz	-	1.7	2.2	-	
VSWR (Output)	1930~1990 MHz	-	1.8	2.2	-	
Amplitude Balance S21 / S31	1930~1990 MHz	-1.5	-0.8/+1.0	+1.5	dB	
Phase Balance (Φ S21- Φ S31)-180	1930~1990 MHz	-12	-1/+4	+12	deg.	
Input Impedance	Unbalanced	50			Ohm	
Output Impedance	Balance	150//15nH			Ohm	
Operating Temperature		-30 ~ +85			°C	
Device size		1.4typ.x1.0typ.x0.56typ			mm	



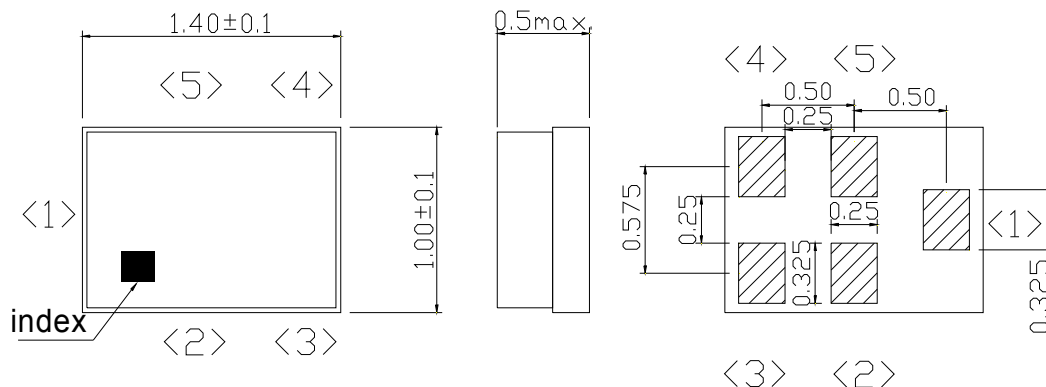
MSL1

* Pb Free Part

Customer Name	Standard specification	TAIYO YUDEN Mobile Technology Co.,Ltd.	
System	PCS-Rx (50/150)	Date	March 31, 2010
Part Number	FAR-F6KB-1G9600-B4GB	Version 3.1c	

Dimension

Device size: 1.4typ. x 1.0typ. x 0.5max

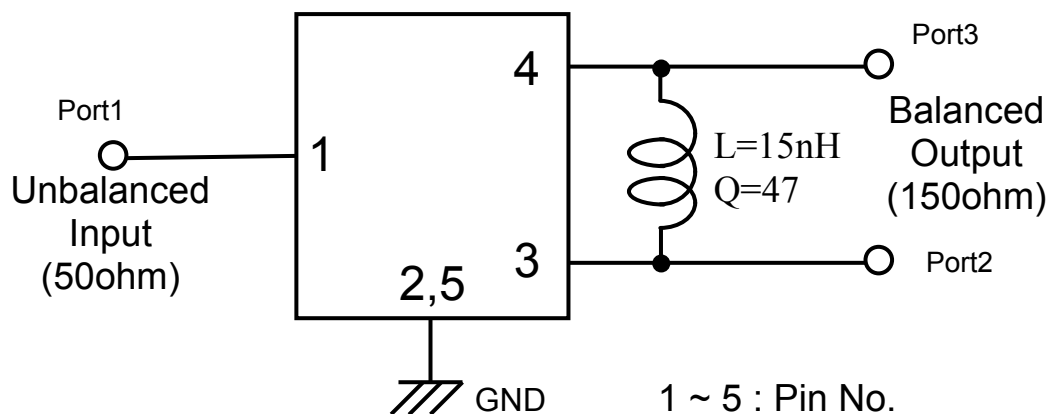


Unit: mm

Pin Configuration

Pin No.	Symbol	Function
1	IN	Unbalanced pin
2	GND	Ground
3	OUT	Balanced pin
4	OUT	Balanced pin
5	GND	Ground

Evaluation Circuit





MSL1

* Pb Free Part

Customer Name	Standard specification	TAIYO YUDEN Mobile Technology Co.,Ltd.	
System	PCS-Rx (50/150)	Date	March 31, 2010
Part Number	FAR-F6KB-1G9600-B4GB	Version 3.1c	

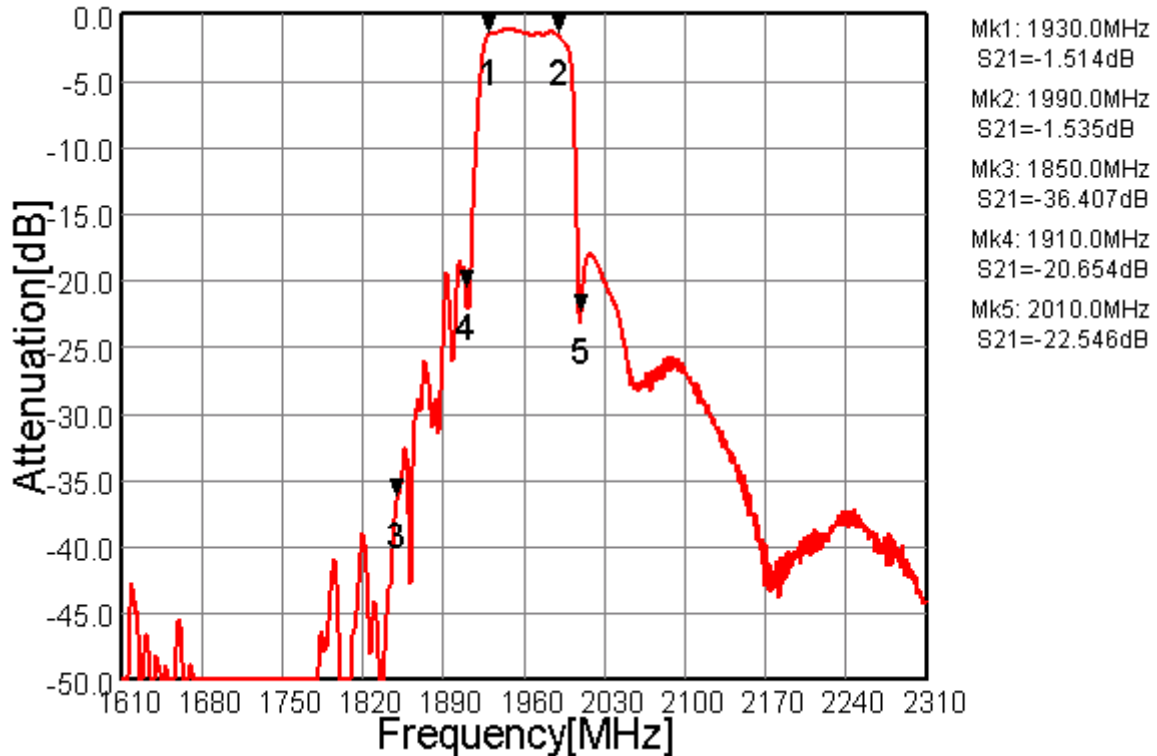


Fig.1 Pass-band Characteristics

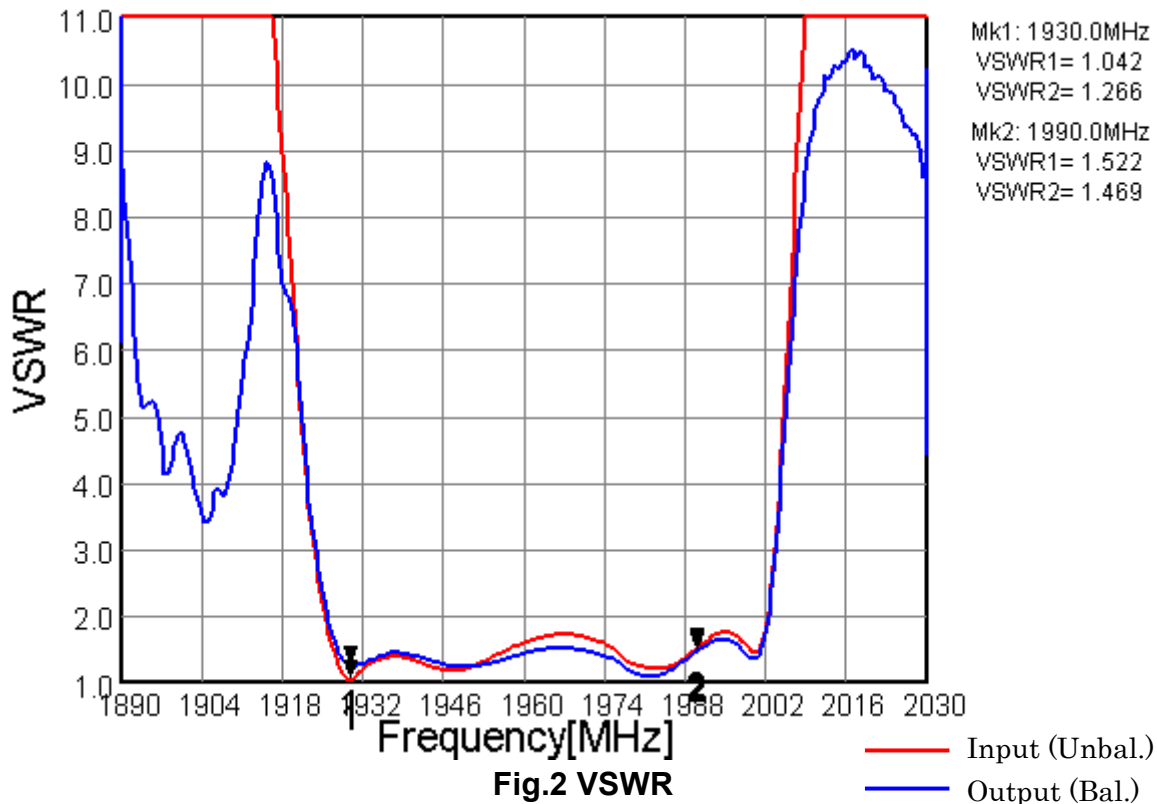


Fig.2 VSWR



MSL1

* Pb Free Part

Customer Name	Standard specification	TAIYO YUDEN Mobile Technology Co.,Ltd.	
System	PCS-Rx (50/150)	Date	March 31, 2010
Part Number	FAR-F6KB-1G9600-B4GB	Version 3.1c	

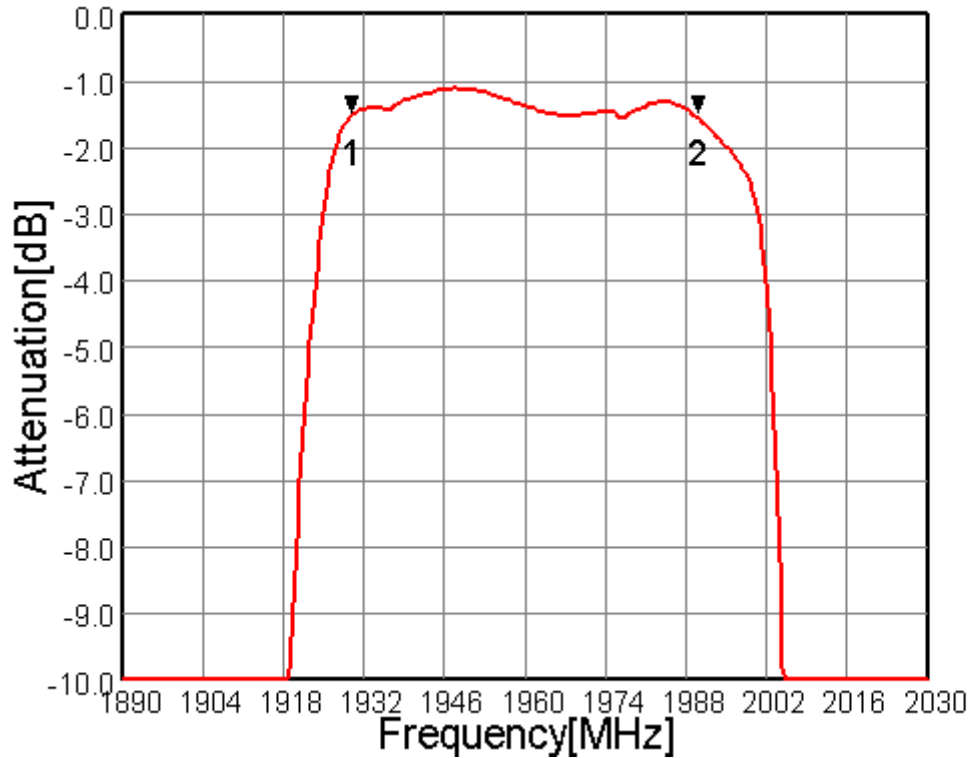


Fig.3 In-band Characteristics

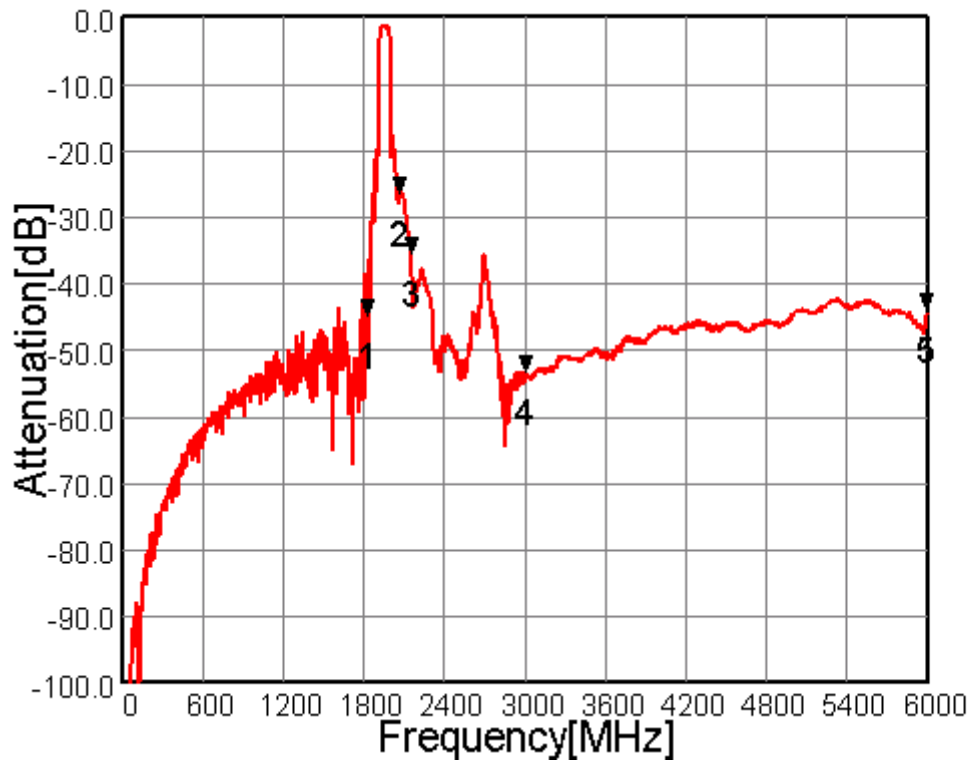


Fig.4 Wide-band Characteristics



MSL1

* Pb Free Part

Customer Name	Standard specification	TAIYO YUDEN Mobile Technology Co.,Ltd.	
System	PCS-Rx (50/150)	Date	March 31, 2010
Part Number	FAR-F6KB-1G9600-B4GB	Version 3.1c	

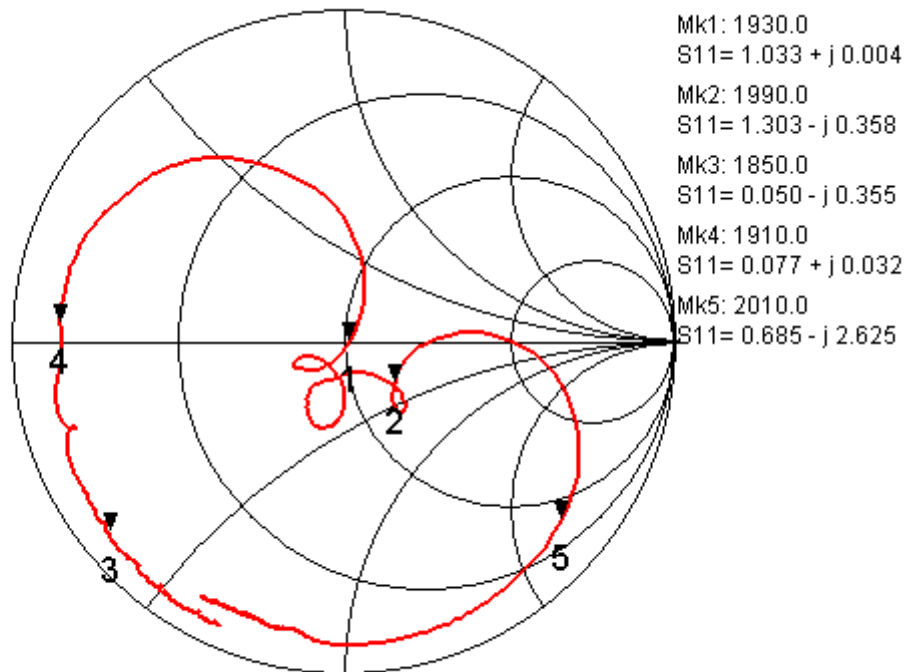


Fig.5 Input Impedance (Unbalance)

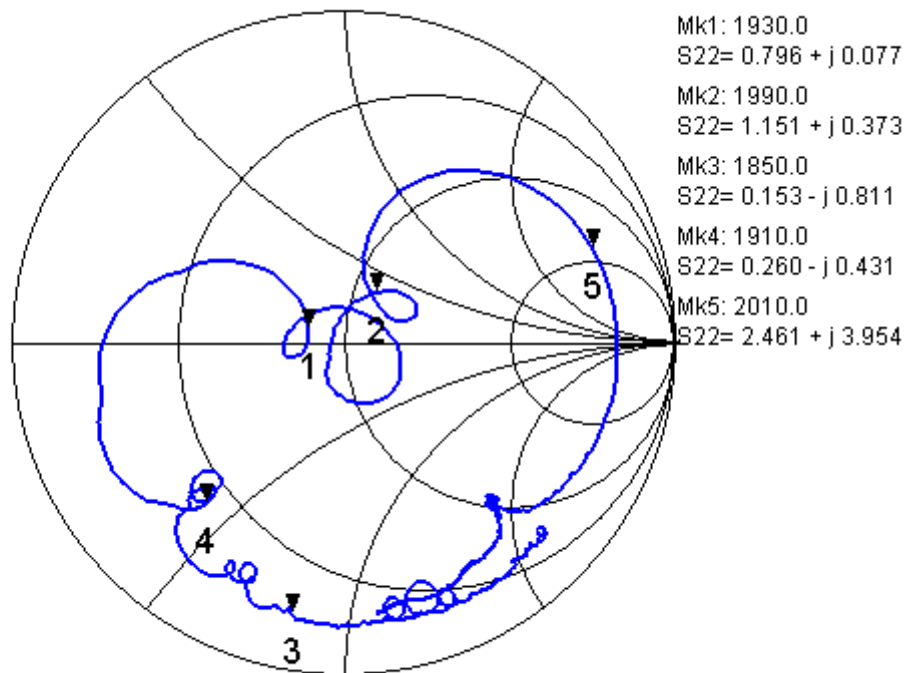


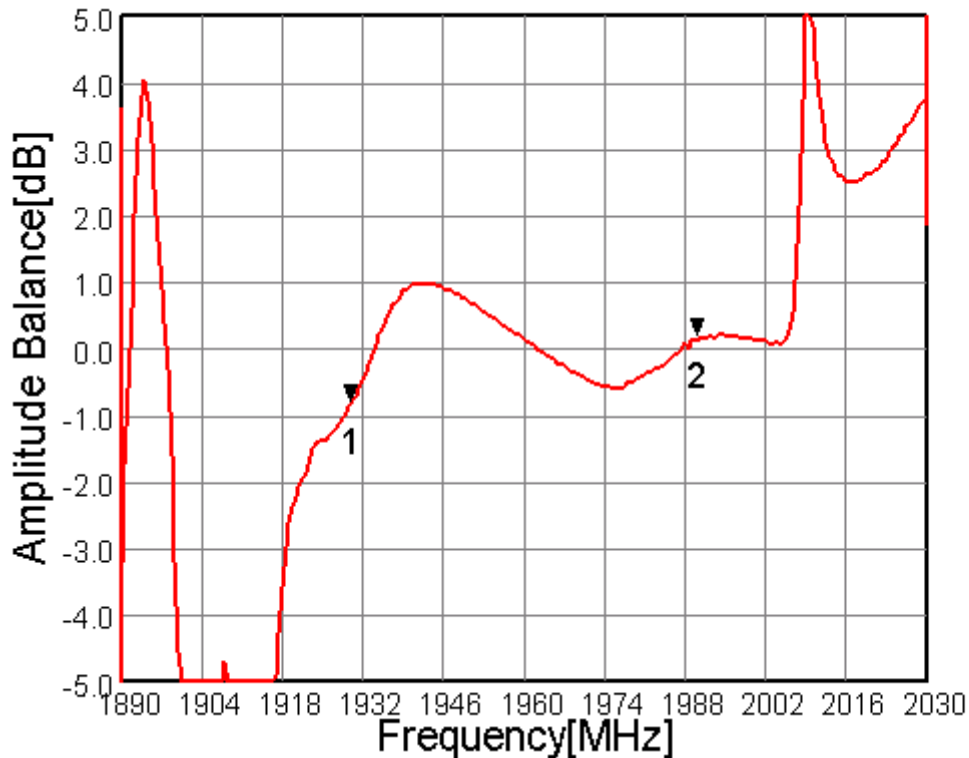
Fig.6 Output Impedance (Balance)



MSL1

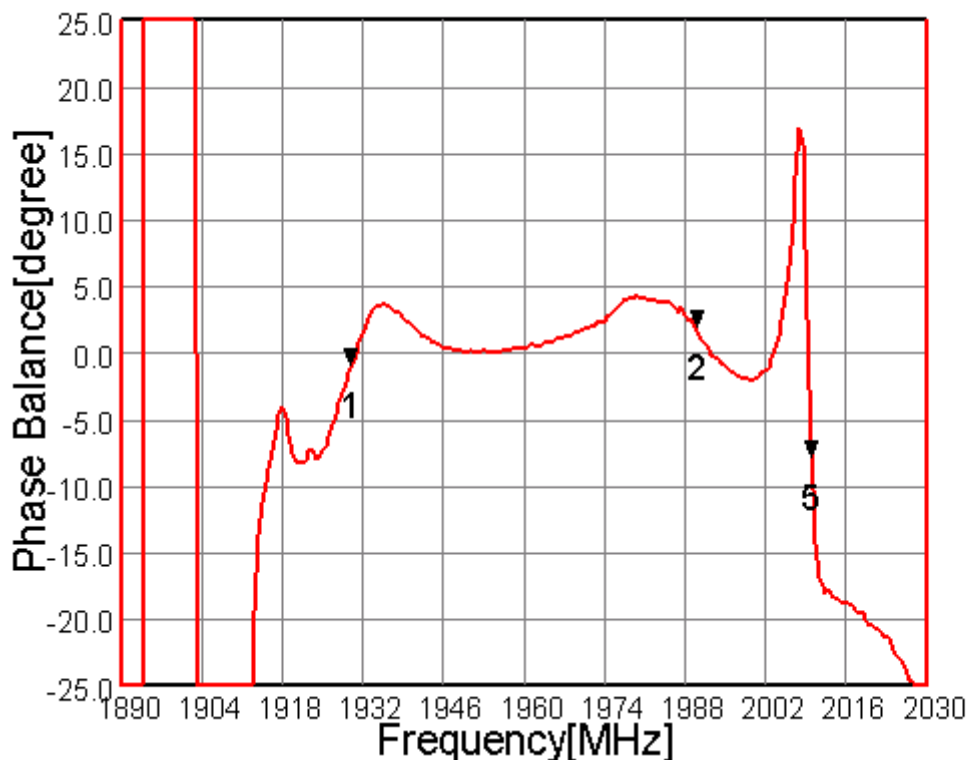
* Pb Free Part

Customer Name	Standard specification	TAIYO YUDEN Mobile Technology Co.,Ltd.	
System	PCS-Rx (50/150)	Date	March 31, 2010
Part Number	FAR-F6KB-1G9600-B4GB	Version 3.1c	



- Mk1: 1930.0MHz
A Bal=-0.817dB
- Mk2: 1990.0MHz
A Bal= 0.158dB
- Mk3: 1850.0MHz
A Bal=-3.815dB
- Mk4: 1910.0MHz
A Bal=-7.587dB
- Mk5: 2010.0MHz
A Bal= 5.008dB

Fig.7 Amplitude Balance



- Mk1: 1930.0MHz
P Bal=-1.109deg
- Mk2: 1990.0MHz
P Bal= 1.746deg
- Mk3: 1850.0MHz
P Bal=169.114deg
- Mk4: 1910.0MHz
P Bal=-77.680deg
- Mk5: 2010.0MHz
P Bal=-8.049deg

Fig.8 Phase Balance