

8500 Rocker Switches - Miniature 10A 250Vac Single & Double Pole



- ▶ Miniature rocker switch
- ▶ Ratings up to 15A, 250Vac
- ▶ High in-rush tolerance
- ▶ Single & double pole in same body size
- ▶ Illuminated & non-illuminated
- ▶ Matching indicators
- ▶ Industry standard panel cut-out
- ▶ Rotary and push button accessories
- ▶ Bezel size: 21 x 15



10(6)A 250Vac T125 (non lit types)
6(4)A 250Vac T125 5E4 (50,000 Operations) (non lit types)
10(6)A 250Vac T100 (lit types)



UL CSA 15A Non Ind 250Vac, 14A Ind 250Vac, 10A 277Vac
UL CSA 250Vac 1/2hp, 125Vac 1/4hp
UL 105°C, file E45221, CSA file LR10990

In house test

Inrush 85A to EN61058-1 & 10A 24Vdc



RoHS compliant

3mm contact gap.
 Technical data on pages 4 & 5 (switches), 66 (indicators).

NON-LIT		LIT		'X' ROCKER COLOR R,G,W,B 2 125V NEON 3 250V NEON 7 12V INCANDESCENT
B BLACK	B BLACK	A AMBER		
R RED	R RED	C CLEAR		
W WHITE	W WHITE	G GREEN		
		R RED		

H 8553 V B B R 2 551W

ORDER FORMAT

TERMINAL CODE FUNCTION CODE ROCKER CODE BODY CODE BODY COLOR ROCKER COLOR LAMP VOLTAGE OR "ON LIGHT" LEGEND & OPTIONS

TERMINAL	FUNCTION	ROCKER
H 4.8 x 0.8 8.5	Approvals & ratings vary with function ON OFF Switches are ON when pressed over terminal 1	H Slotted for custom adaptors Slots for snap-in buttons
K 2.6 1.5 2.8 x 0.8 8.5	8500 ON - OFF Single pole (Uses terminals 1a & 2a)	R Semi-rotary (not lit)
L 3.2 2.6 2.8 x 0.8 Right angle version of K terminal available on 8500 only	8503 ON (lit) - OFF Single pole	D Paddle lever (not lit)
R 1.5 3.1 4.5 4.8 x 0.8	8550 ON - OFF Double pole	V Curved (not lit)
T R1.0 R0.8 3.5 8.5 Solder	8553 ON (lit) - OFF Double pole	V Curved (lit)
	8580 Available with H terminals only Indicator	X Two colour (not lit)
		A Softline lens
		P Push button operation (8500 only) See drawing opposite





H8500VB
T8500VB



H8550VB
T8550VB



H8550XB
T8550XB



H8550RB Semi-rotary
A splash proofing option



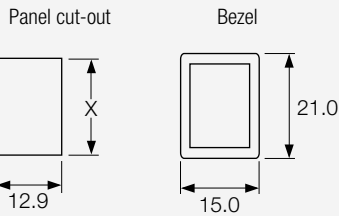
H8553VB
T8553VB



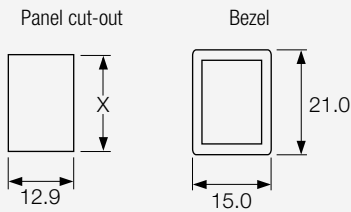
H8580AB

BODY

B
Standard body with terminal barrier



BC
Body without terminal barrier



Dimensions for snap-in fixing

Panel thickness	Dim X
0.75-1.25	19.1/19.2
1.25-2.00	19.3/19.4
2.00-3.00	19.7/19.8

Cut-outs must be punched in the direction of insertion

OPTIONS

Finish
Matt finish only

Color
Call factory for custom colors
A full range is available for large orders

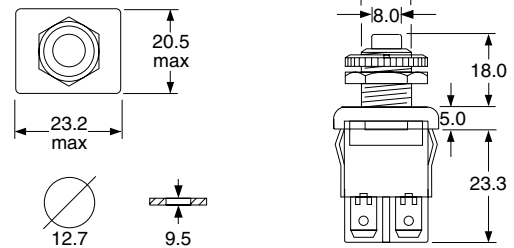
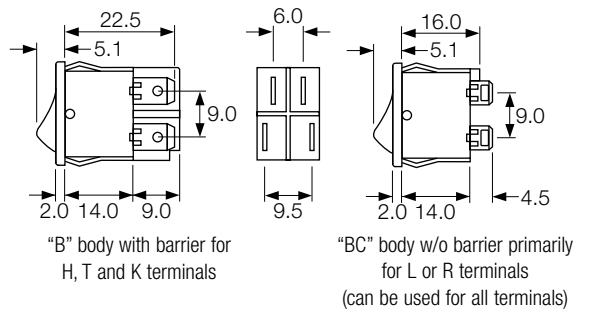
Legend printing
Select from the examples or call the factory for custom legends

Lamp voltage
Call factory for details of other available voltages

Protective cover L167
(designed to IP65)
Snaps on to bodies with V or X style rockers and A lens but reduces panel thickness by 0.8mm



DIMENSIONS (mm)



'PO' Actuator and body - push button function (8500 only)

Examples of our range of legend printing
() is legend color B-Black, W-White, R-Red



551(W)



080(W)