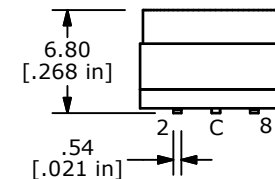
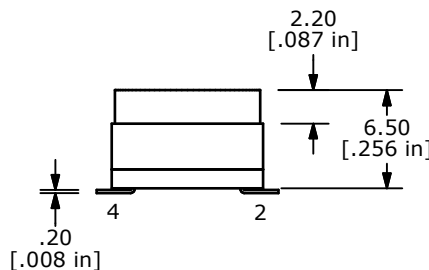
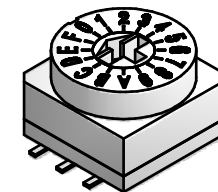
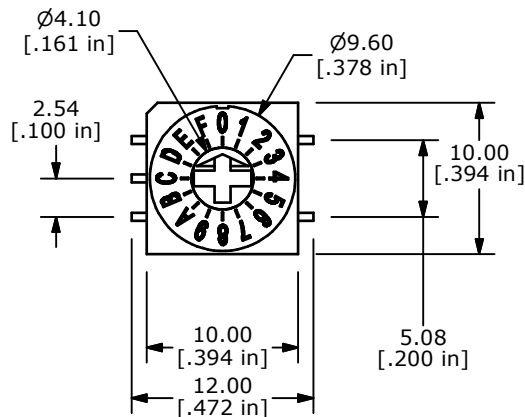


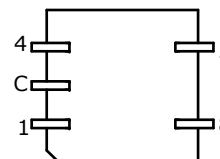
REAL CODE

	C	1	2	4	8	
0	○					0
1	○	○				1
2	○	○	○			2
3	○	○	○			3
4	○			○		4
5	○	○		○		5
6	○	○	○	○		6
7	○	○	○	○		7
8	○				○	8
9	○	○			○	9
10	○		○		○	A
11	○	○	○		○	B
12	○			○	○	C
13	○	○		○	○	D
14	○		○	○	○	E
15	○	○	○	○	○	F



NOTES:

1. ALL DIMENSIONS IN MM [INCH]
2. GENERAL TOLERANCE: X.X=± 0.4
X.XX=± 0.25
3. TERMINAL NUMBERS FOR REFERENCE ONLY
- ▲ 4. OPERATING FORCE: 700gf-cm MAX.
5. CONTACT RATING: 150mA, 42V DC (SWITCHING)
200mA 42V DC (NON-SWITCHING)
6. CONTACT RESISTANCE: 80mΩ MAX.
7. INSULATION RESISTANCE: 100MΩ MIN @ 250VDC
8. DIELECTRIC STRENGTH: 250VAC 1 MIN.
9. LIFE: 10,000 STEPS
10. OPERATING TEMPERATURE: -60°C TO 125°C
- ▲ 11. PACKAGING: 50 PCS TUBE
12. ▲ DENOTES CRITICAL PARAMETER
13. 2011/65/EU (ROHS) COMPLIANT



TITLE RDTCR16S2T				
SCALE	DATE	DR	DWG	REV
	10/17/2012	EBP	U200020	A

A	20826	RELEASE TO PRODUCTION	10/17/12	EBP
REV	PCR NO	DESCRIPTION	DATE	BY
<small>THE INFORMATION CONTAINED IN THIS DOCUMENT IS PROPRIETARY TO E-SWITCH AND IS NOT TO BE COPIED OR TRANSFERRED</small>				