



TAI-SAW TECHNOLOGY CO., LTD.

No. 3, Industrial 2nd Rd., Ping-Chen Industrial District,
Taoyuan, 324, Taiwan, R.O.C.

TEL: 886-3-4690038 FAX: 886-3-4697532

E-mail: tstsales@mail.taisaw.com Web: www.taisaw.com


Product Specifications Approval Sheet


Product Description: SAW Filter 915 MHz SMD 2.0x1.6 mm (BW=26 MHz)

TST Part No.: TA1363A

Customer Part No.: _____

Customer signature required
Company: _____
Division: _____
Approved by : _____
Date: _____

Checked by: David Chang 

Approved by: Francis Chen 

Date: 2011/08/21

1. Customer signed back is required before TST can proceed with sample build and receive orders.
2. Orders received without customer signed back will be regarded as agreement on the specifications.
3. Any specifications changes must be approved upon by both parties and a new revision of specifications shall be released to reflect the changes.



TAI-SAW TECHNOLOGY CO., LTD.

No. 3, Industrial 2nd Rd., Ping-Chen Industrial District,
Taoyuan, 324, Taiwan, R.O.C.

TEL: 886-3-4690038 FAX: 886-3-4697532

E-mail: tstsales@mail.taisaw.com Web: www.taisaw.com

SAW Filter 915 MHz

MODEL NO.:TA1363A

REV. NO.:1

A. MAXIMUM RATING:

1. Input Power Level: 15 dBm
2. DC Voltage : 3V
3. Operating Temperature: -40°C to +85°C
4. Storage Temperature: -40°C to +85°C

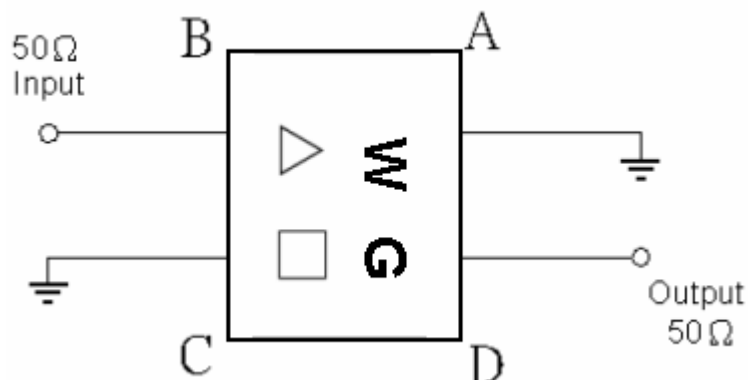
RoHS Compliant
Lead free
Lead-free soldering

Electrostatic Sensitive Device (ESD)

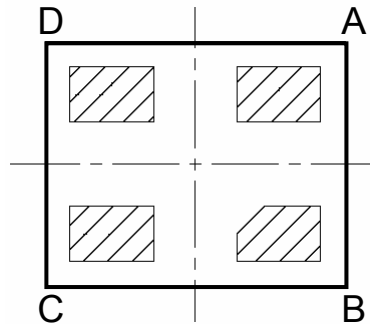
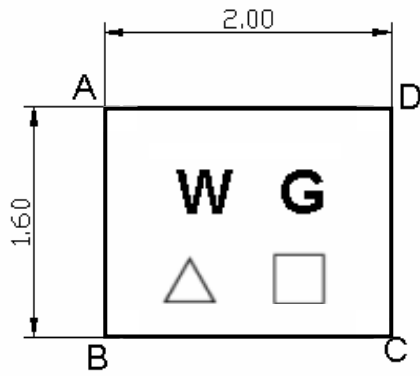
B. ELECTRICAL CHARACTERISTICS:

Item	Unit	Min	Typical	Max
Center Frequency	Fc MHz	-	915	-
Insertion Loss (902~928 MHz)	IL dB	-	2.4	3
Amplitude Ripple (902~928 MHz)	dB	-	0.6	1.5
Group Delay Variation (902~928 MHz)	ns	-	15	50
Input/Output Return Loss (902~928 MHz)	dB	8	11	-
Attenuation (Reference level from 0 dB)				
10 ~ 857.5 MHz	dB	40	47	-
857.5 ~ 882.5 MHz	dB	35	43	-
970 ~ 1005 MHz	dB	35	42	-
1005 ~ 1110 MHz	dB	45	56	-
1110 ~ 3000 MHz	dB	25	30	-

C. MEASUREMENT CIRCUIT:



D. OUTLINE DRAWING:

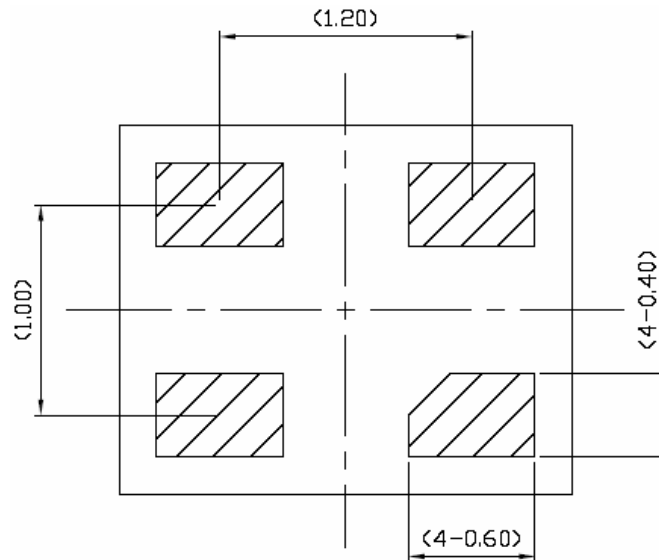


#B : Input
#D : Output
#A, C : Ground
Unit : mm

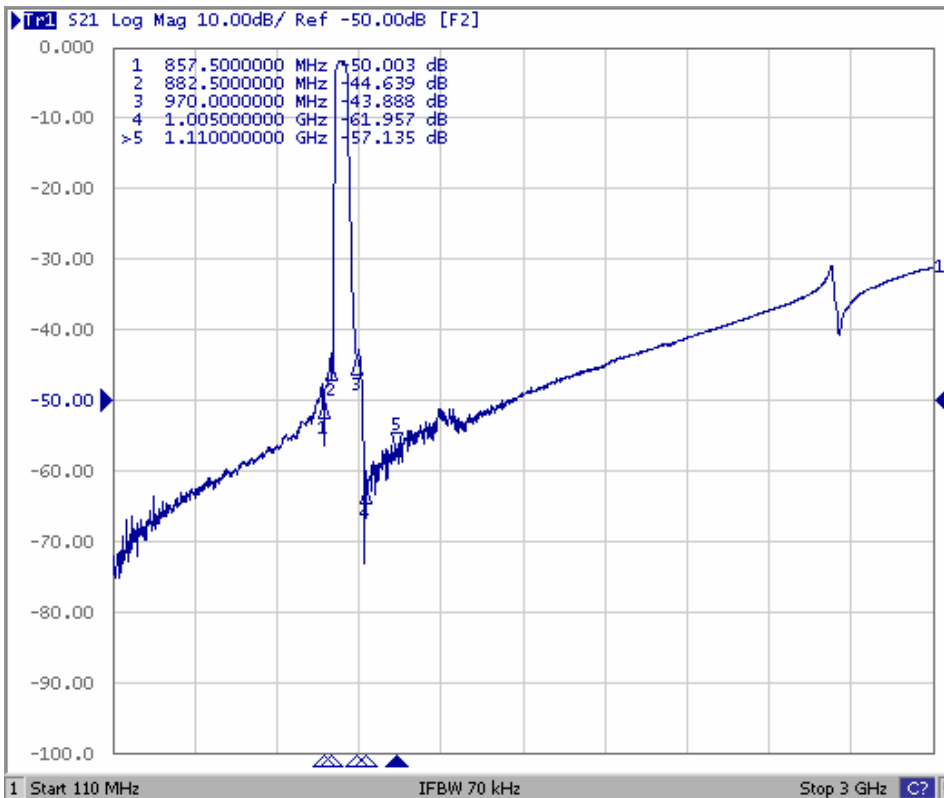
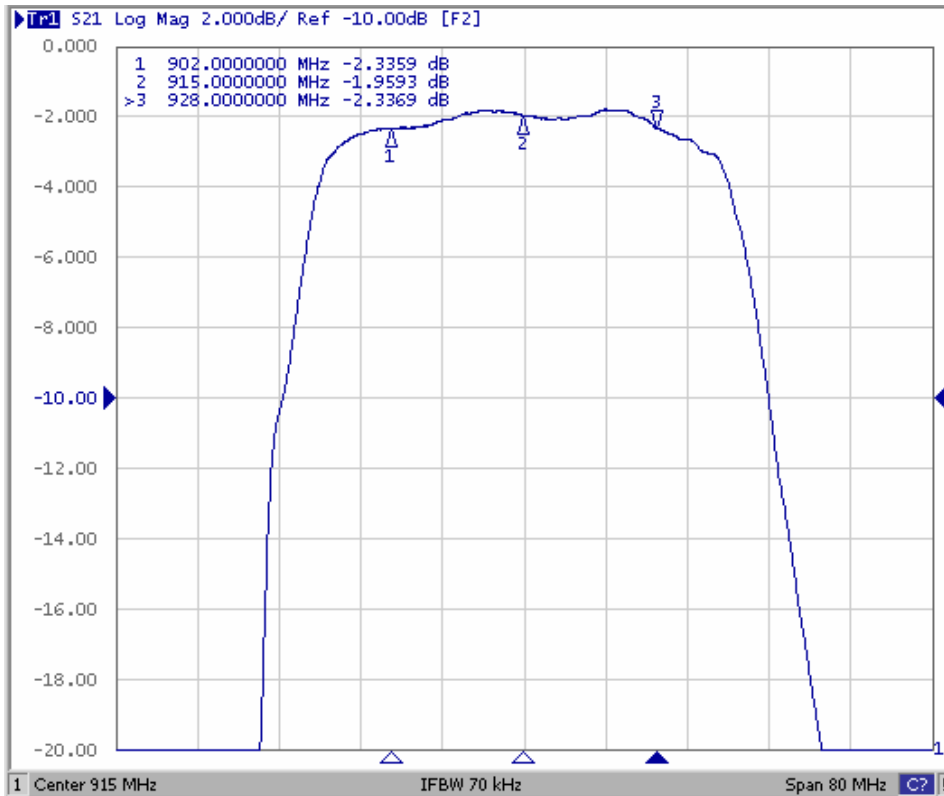
△ : Year Code (2011->1, ..., 2020->0)

□ : Date Code (Follow the table from planner each year)

E. PCB Footprint:

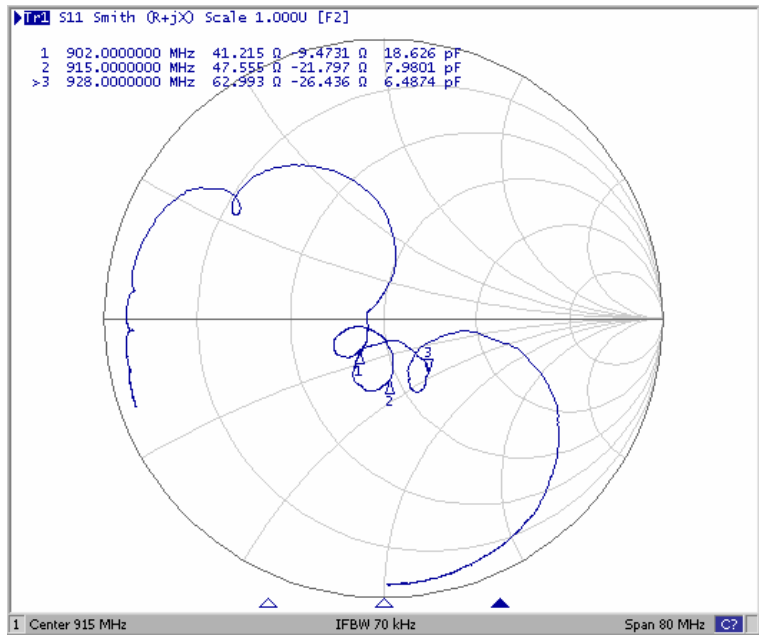
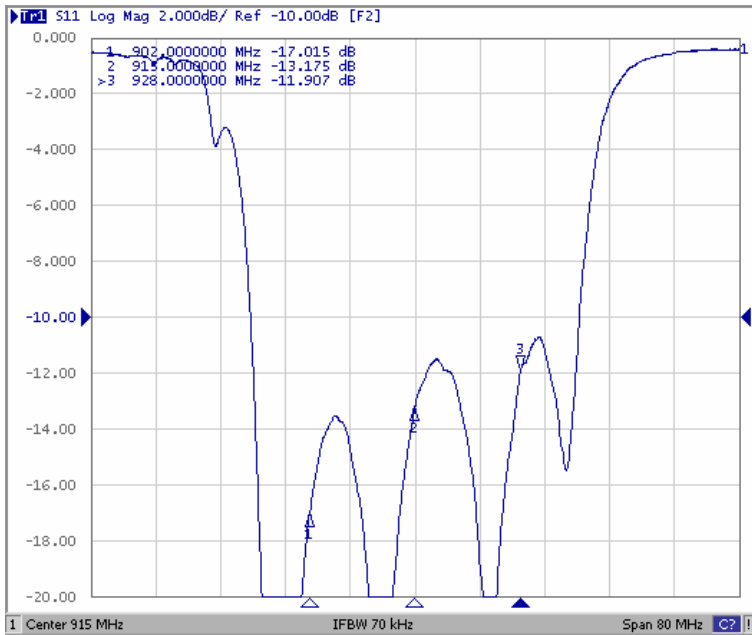


F. Frequency Characteristics: Transfer function

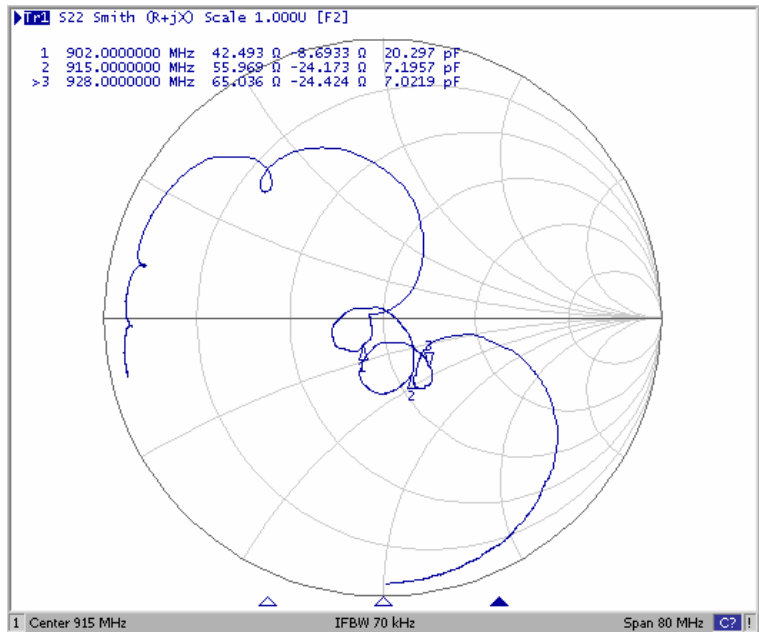
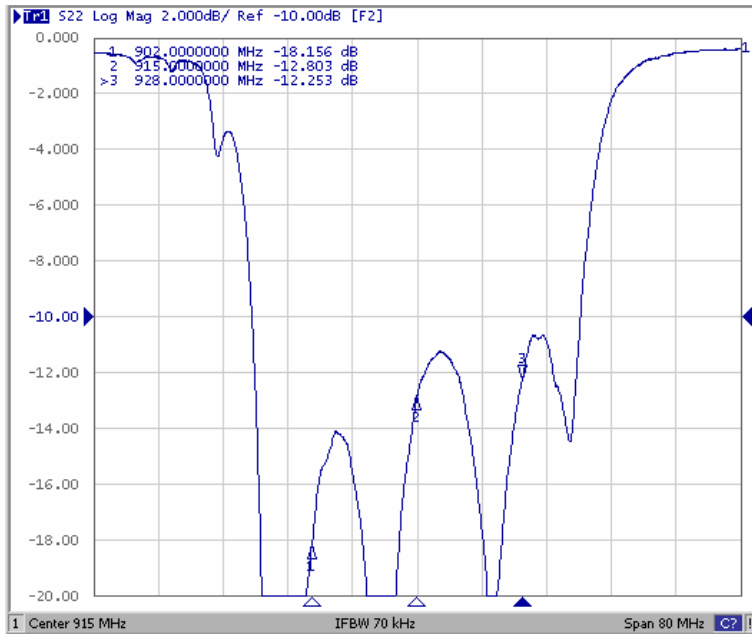


Reflections Functions:

S11



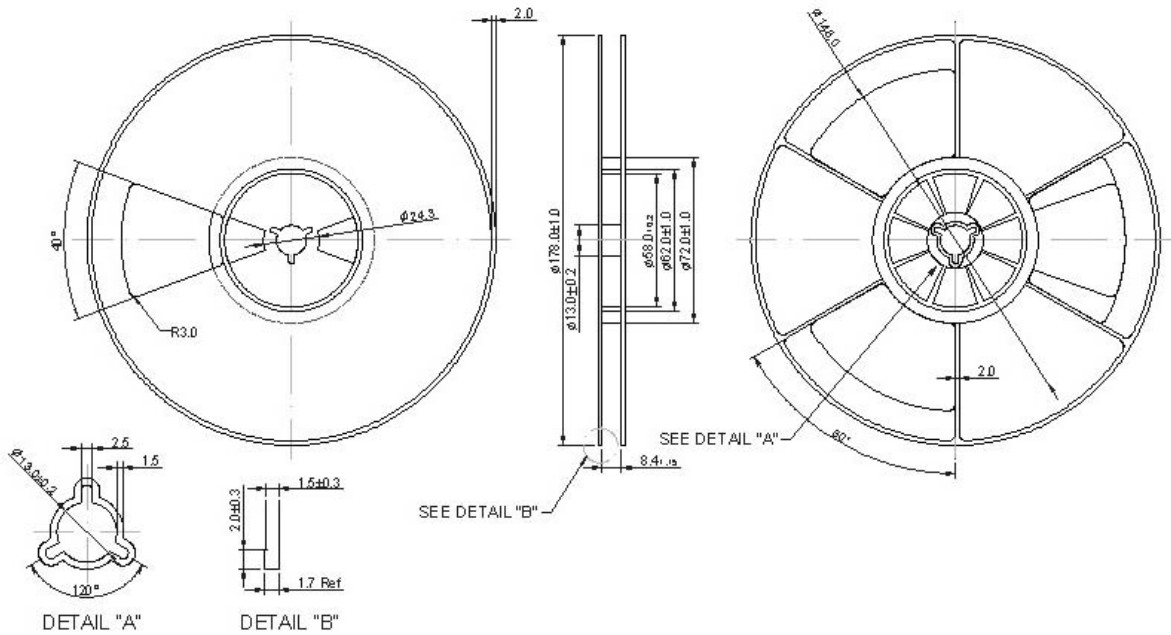
S22



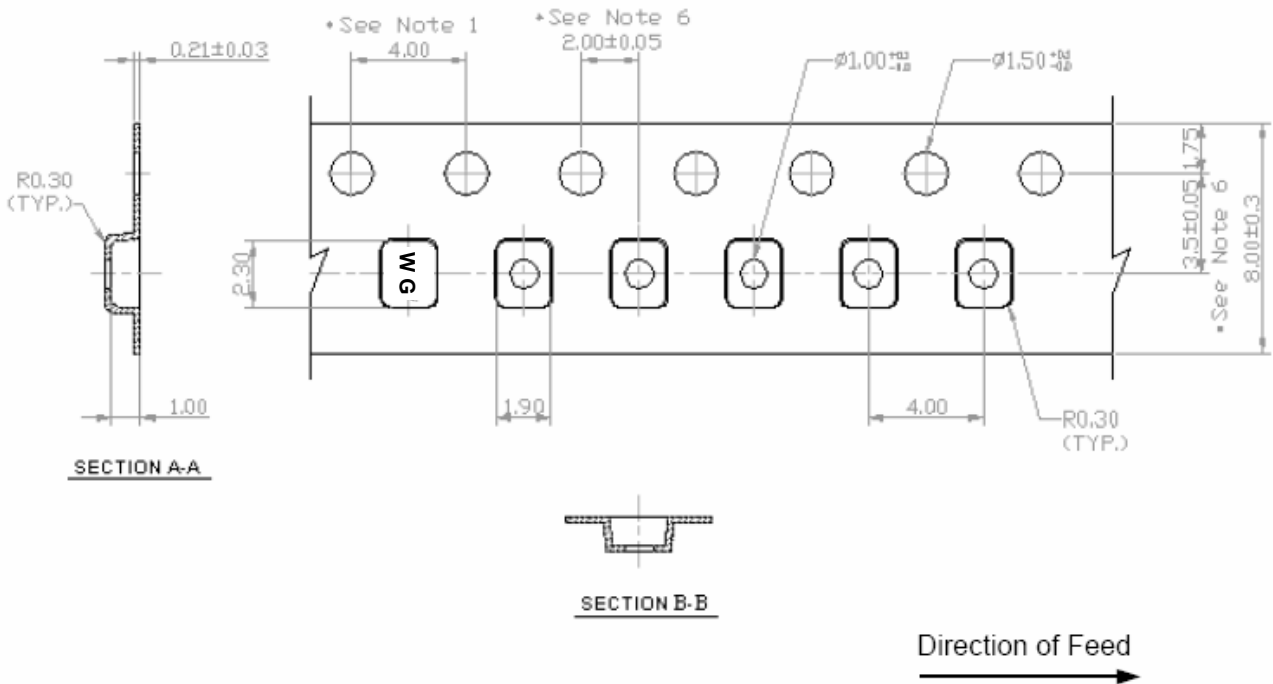
G. PACKING:

1. REEL DIMENSION

(Reel Count : 7"=2000 typ. ; 13"=10000 typ.)



2. TAPE DIMENSION



H. RECOMMENDED REFLOW PROFILE:

