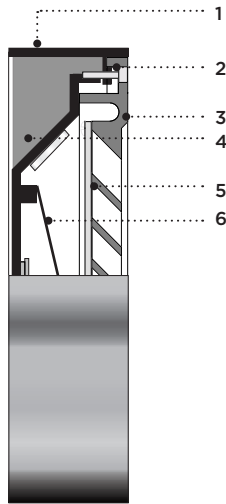


TYPE: \_\_\_\_\_ QUANTITY: \_\_\_\_\_ PROJECT: \_\_\_\_\_

CATALOG NUMBER:

FIXTURE WATTAGE VOLTAGE FINISH OPTION OPTION OPTION OPTION



- 1- Cast aluminum enclosed ballast housing.
- 2- Silicone gasket with memory retention.
- 3- Cast aluminum louver front cover.
- 4- Heat dissipating fins with removable LED platform.
- 5- Acrylic frosted inner lens.
- 6- Bright aluminum reflector.

All stainless steel hardware.

### NT605



### NT625



### NT640



## MATERIALS

Nautilux is made of corrosion resistant 356 aluminum alloy with a copper (CU) content of less than 0.1%.

LED platform is easily removable and secured with a heat dissipating plate for optimal light performance.

**Wall mount:** LED light engine is positioned to increase down lighting while maintaining a general diffused uniform light.

**Ceiling mount: NT625C-NT640C** LED light engine is installed in down lighting position to provide a general diffused light.

## ELECTRICAL

### LED

**DRIVER** 120/277V multi volt (50-60HZ) with a minimum starting temperature of -30°C/-22°F. Optional 347V on request.

Output over voltage, output over current and output short circuit protection with auto-recovery. Over temperature protection (110°C).

**LED** Standard 4000°K LED platform included. Optional 3000°K and 3500°K. Removable modular LED platform.

## LIFE

51,000hrs  $L_{77B_{50}}$  (based on IESNA TM-21 Test Method and LM-80 data).

68,000hrs  $L_{70B_{50}}$  (calculated projection from LM-80 data).

## FINISH

Five-stage preparation process including preheating of cast aluminum parts for air extraction, and an environmentally friendly alloy sealant. Polyester powder coating is applied through an electrostatic process and oven cured for long term finish.

## MOUNTING

Maximum weight: 5lbs (2.3kg)

Mounts on a standard 4" (102) octagonal electrical box with 3 1/2" (89) C/C mounting holes.

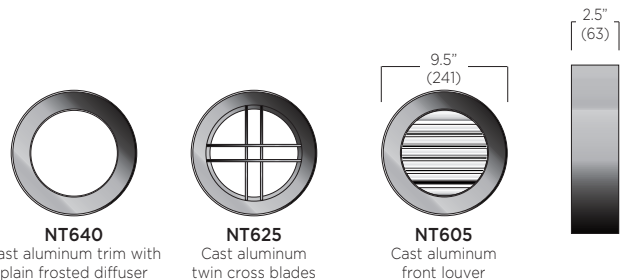
## CERTIFICATION

Tested to UL1598 and CSA 22.2 #250. ETL listed wet location.

Photometry tested per IES LM-79-08 / IES LM80 test report.

CE certification on request.

Rated IP65.






# NT605/NT625/NT640 SERIES

NAUTILUX - LED

## TYPICAL PHOTOMETRY SUMMARY

Please visit our web site [www.luminis.com](http://www.luminis.com) for complete I.E.S. formatted download data.

## LUMINAIRE SELECTION

MODEL#	LED LIGHT SELECTION					VOLTAGE <sup>1</sup>	FINISH
<input type="checkbox"/> NT605 	<b>SUFFIX</b>	<b>INPUT WATTS</b>	<b>DELIVERED LUMENS</b>	<b>CRI</b>	<b>CCT °K</b>	<input type="checkbox"/> 120V <input type="checkbox"/> 277V  Optional <input type="checkbox"/> 347V	<b>STANDARD COLORS</b> <input type="checkbox"/> WHT Snow white <input type="checkbox"/> BKT Jet black <input type="checkbox"/> BZT Bronze <input type="checkbox"/> MST Matte silver <input type="checkbox"/> GRT Titanium gray <input type="checkbox"/> DGT Gun metal <input type="checkbox"/> CHT Champagne  <b>OPTIONAL COLORS</b> <input type="checkbox"/> CS Custom color <input type="checkbox"/> RAL RAL# color  (Refer to color chart)
	<input type="checkbox"/> L1W12	12W	540	80	4000 °K		
	<input type="checkbox"/> L1W18	18W	810				
	<input type="checkbox"/> L1W30	30W	1350				
<input type="checkbox"/> NT625 							
<input type="checkbox"/> NT640 							

## OPTIONS

### ELECTRICAL

FS Fuse

Alternate CCT °K LED

K3 3000°K CCT LED

K35 3500°K CCT LED

### ACCESSORIES

CN Surface ceiling mount. Applicable to NT625 & NT640 only.



### NOTES

1- Luminaires are factory prewired for 120V (if no voltage is specified.)



LUMINIS | Toll free: 866.586.4647 Fax: 514.683.8872  
260 Labrosse, Pointe-Claire (QC) Canada H9R 5L5

Luminaires may be altered for design improvement or discontinued without prior notice.  
Unless specified, lamps are not included with luminaires.