



**PARA LIGHT ELECTRONICS CO., LTD.**

4F, No.1, Lane 93, Chien Yi Road, Chung Ho City, Taipei, Taiwan

Tel: 886-2-2225-3733

Fax: 886-2-2225-4800

E-mail: [para@para.com.tw](mailto:para@para.com.tw)

<http://www.para.com.tw>

**DATA SHEET**

**PART NO. : EP501AL005W**

**REV : A/5**

CUSTOMER'S APPROVAL : \_\_\_\_\_

DCC : \_\_\_\_\_

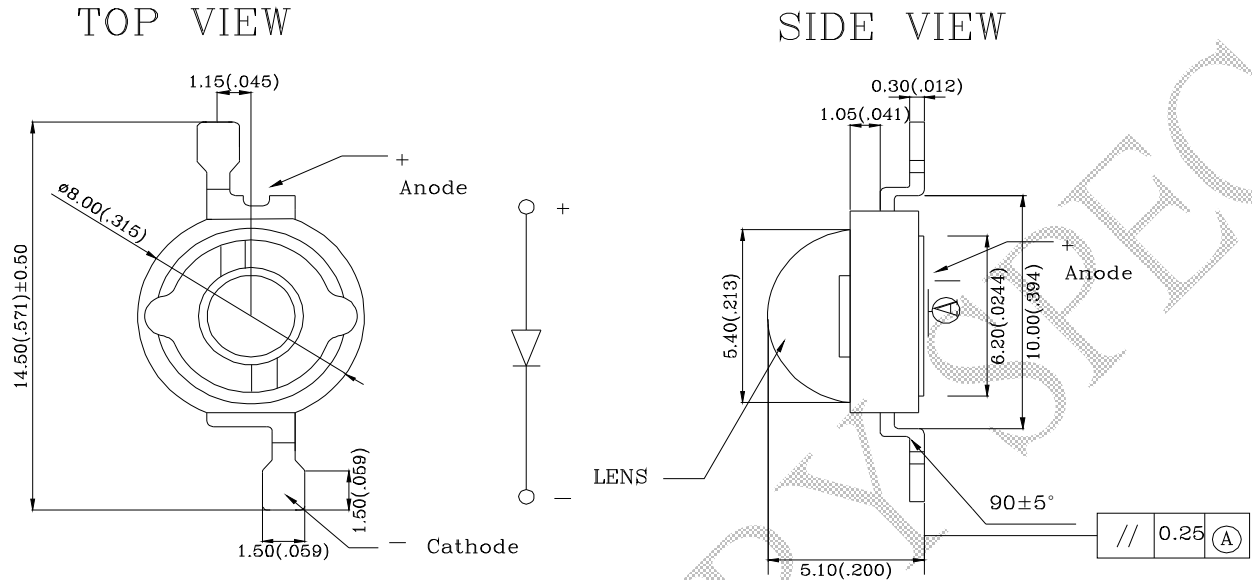


# Enhance Power LED

EP501AL005W

REV:A/5

## ●Package Dimension



**Note:**

1. All dimensions are in millimeters.
2. Tolerance is  $\pm 0.25\text{mm}$  (.010") unless otherwise noted.

## ●Features

1. Long operating life.
2. Low voltage DC operated.
3. Instant light (Less than 100NS).
4. RoHS Compliant.
5. The led can withstand the max static level when assembling or operation (HBM) .



## Enhance Power LED

EP501AL005W

REV:A/5

### ●Chip Material

1. Dice Material : AlGaInP
2. Light Color : Amber
3. Lens Color : Water Clear

### ●Absolute Maximum Rating(Ta=25°C)

| Symbol             | Parameter   | Rating     | Unit    |
|--------------------|---|------------|---------|
| IF                 | DC Forward Current  | 350        | mA      |
| I <sub>pulse</sub> | Peak Pulse Current<br>(t <sub>p</sub> ≤ 100us, duty cycle=0.25) | 500        | mA      |
| VR                 | Reverse Voltage   | 5          | V       |
| IR                 | Reverse Current(VR=5V)  | 50         | uA      |
| T <sub>j</sub>     | LED Junction Temperature(at IF=350mA)                           | 115        | °C      |
| *Topr              | Operating Temperature   | -30 ~ +100 | °C      |
| *Tstg              | Storage Temperature   | -40 ~ +100 | °C      |
| Tsol               | Manual Soldering Time at 260°C(Max.)                            | 5          | seconds |
| ESD                | ESD Sensitivity (Human Body Model)                              | 2000       | V       |

Note :

\* : Temperature for using with aluminum board.

### ●Electro-Optical Characteristic(Ta=25°C, T<sub>opr</sub>=100ms)

| Parameter                | Symbol            | Min. | Typ. | Max. | Unit | Test Condition |
|--------------------------|-------------------|------|------|------|------|----------------|
| Luminous Flux            | Φ <sub>V</sub>    |      | 40   |      | lm   | IF=350mA       |
| Viewing Angle            | 2θ <sub>1/2</sub> |      | 130  |      | deg  |                |
| Dominant Wavelength      | λ <sub>d</sub>    | 610  |      | 620  | nm   | IF=350mA       |
| Spectral Line Half-Width | Δλ                |      | 18   |      | nm   |                |
| Forward Voltage          | V <sub>F</sub>    |      | 2.2  | 2.8  | V    | IF =350mA      |
| Reverse Current          | IR                |      |      | 50   | μA   | VR = 5V        |

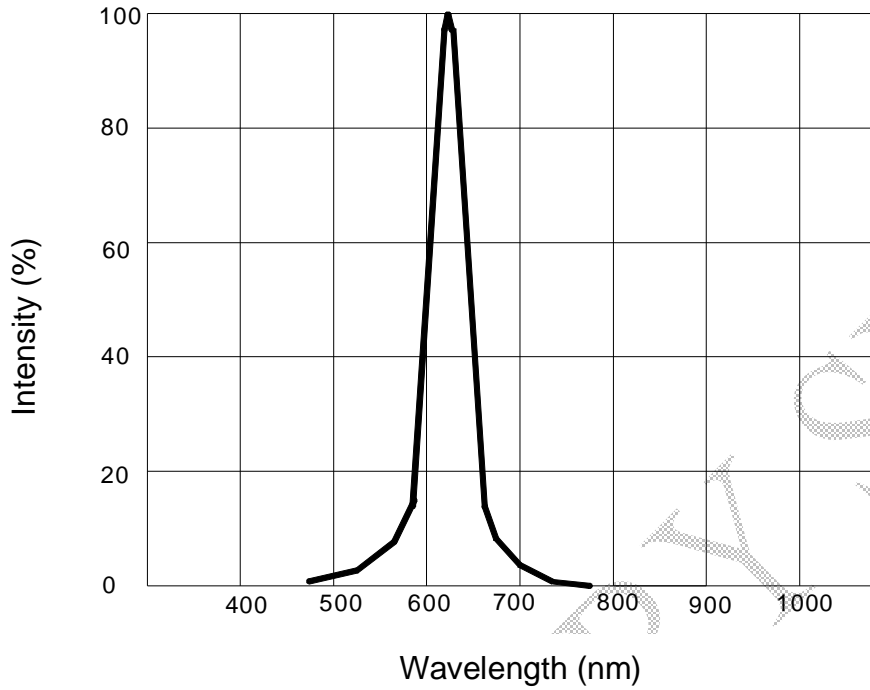


# Enhance Power LED

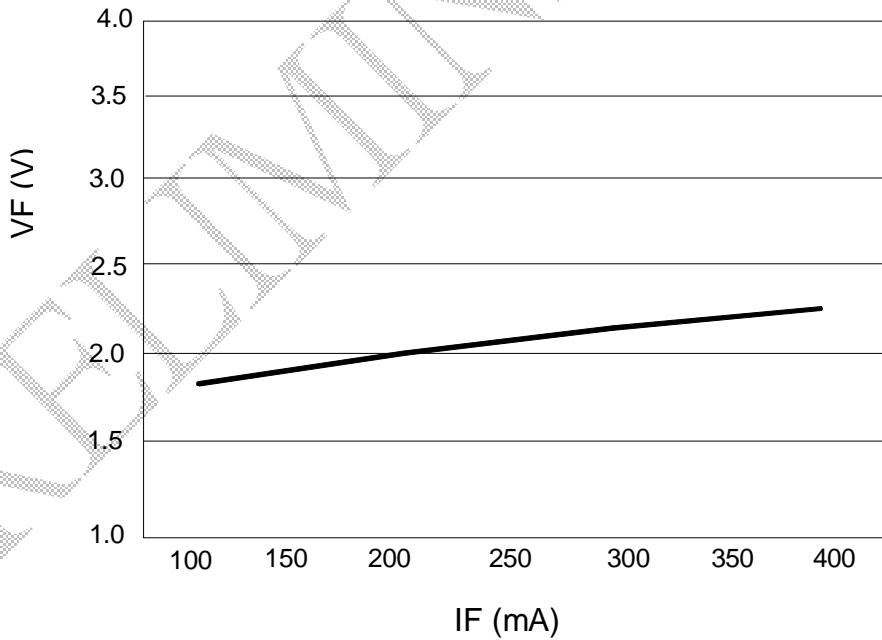
## EP501AL005W

REV:A/5

### • Typical Optical and Electrical



Relative Intensity VS Wavelength



Forward Current VS Forward Voltage

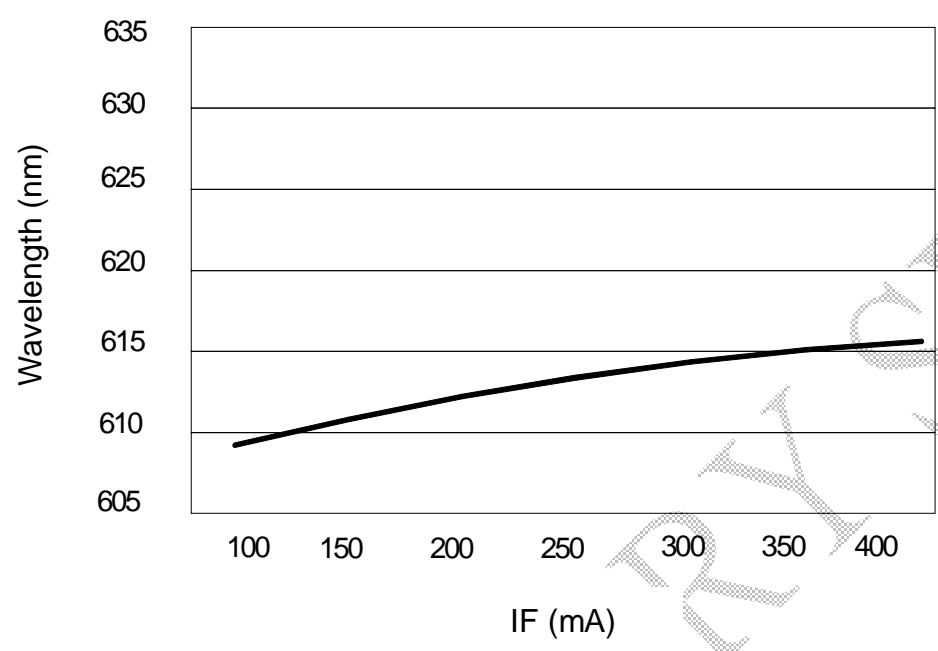


Enhance Power LED

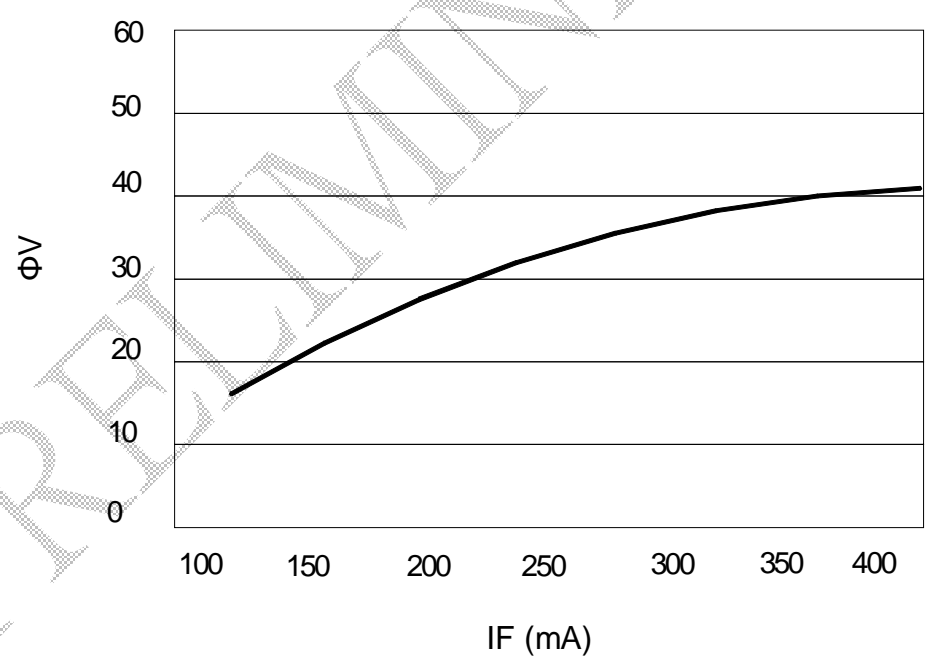
EP501AL005W

REV:A/5

• Typical Optical and Electrical



Forward Current VS Wavelength



Forward Current VS Luminous Flux



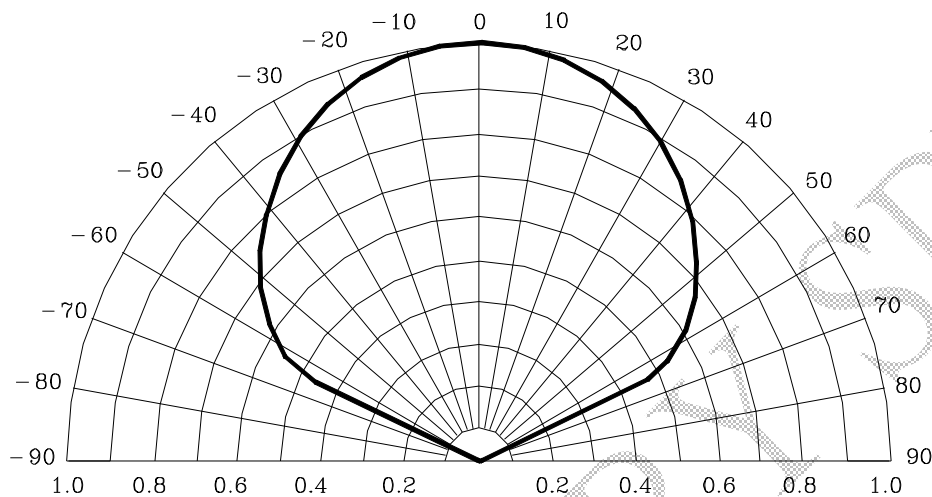
# Enhance Power LED

EP501AL005W

REV:A/5

## •Typical Optical and Electrical

typical polar radiation pattern for lambertian



## •Bin Code List

| Luminous Flux ( $\Phi_V$ ),(Unit: lm ,IF=350mA) |     |     |
|---|-----|-----|
| Bin Code  | Min | Max |
| H   | 33  | 39  |
| I   | 39  | 45  |
| J   | 45  | 52  |
| K   | 52  | 60  |
| L   | 60  | 70  |

Including test tolerance  $\pm 10\%$

| Forward Voltage(VF),(Unit: V, IF=350mA) |     |     |
|---|-----|-----|
| Bin Code                                | Min | Max |
| V2                                      | 1.8 | 2.0 |
| V3                                      | 2.0 | 2.2 |
| V4                                      | 2.2 | 2.4 |
| V5                                      | 2.4 | 2.6 |
| V6                                      | 2.6 | 2.8 |

Including test tolerance  $\pm 0.1V$



Enhance Power LED

EP501AL005W

REV:A/5

| Dominant Wavelength (Hue),(Unit: nm, IF=350mA) |     |     |
|--|-----|-----|
| Bin Code                                       | Min | Max |
| A1   | 610 | 615 |
| A2   | 615 | 620 |

Including±2nm test tolerance

●Label Explanation

P/N: \_\_\_\_\_ EP501AL005W  
 QTY: \_\_\_\_\_ XXXX \_\_\_\_\_ PCS  
 LOT NO.: \_\_\_\_\_ LEM1001001  
 BIN NO.: \_\_\_\_\_ H/V4

PART NO: EP501AL005W


LOT NO:   L  E  M  10  1  001  
             A  B  C  D  E  F

- A---L: Local    F: Foreign
- B---E: E-power
- C---M: For series number
- D---Year
- E---Month
- F---Spec.

BIN NO: Bin Code

●Caution

(1).Handling note: Do not touch LED's lens.





# Enhance Power LED

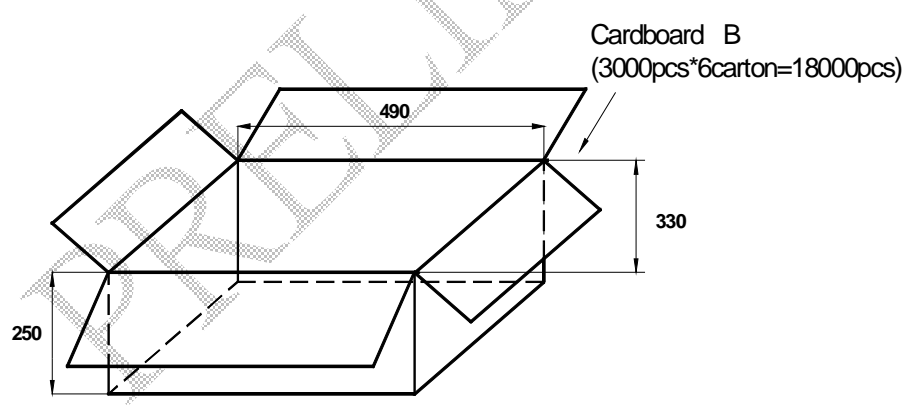
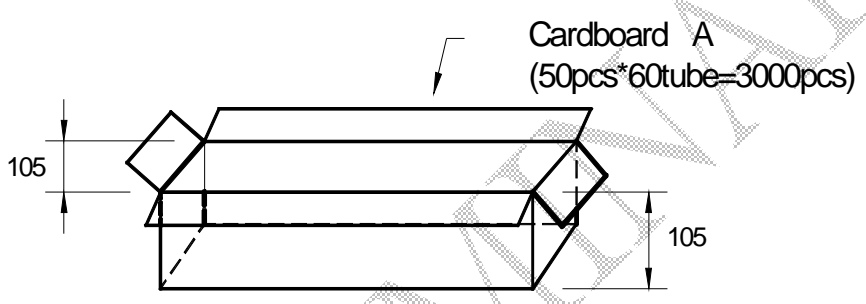
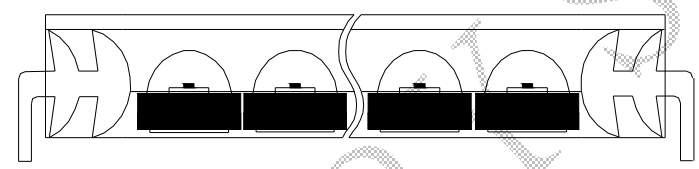
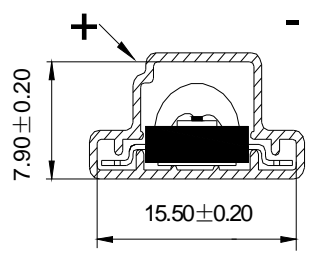
## EP501AL005W

REV:A/5

(2) Please wear anti-static wrist strap and gloves to prevent ESD damage when handling.



### ●Packing Specification



**Note:**

1. All dimensions are in millimeters.
2. Normal packing Quantity:3000pcs.
3. The carton B contains 6 cartons A at maximum.



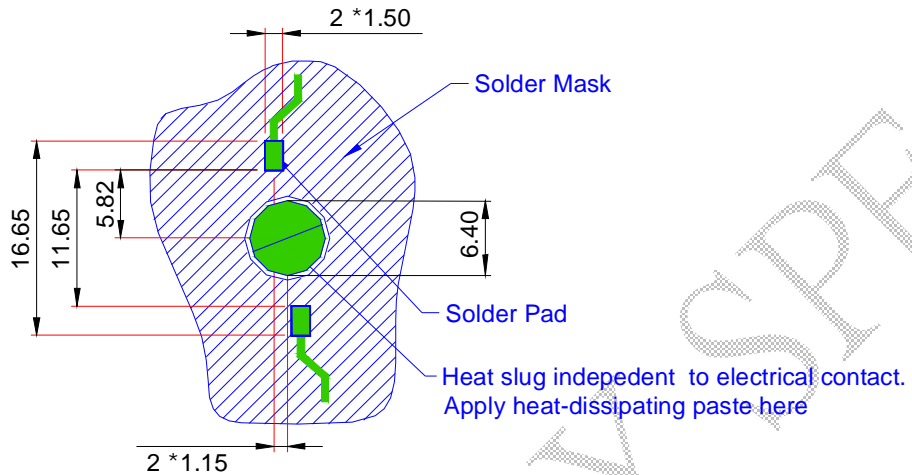


Enhance Power LED

EP501AL005W

REV:A/5

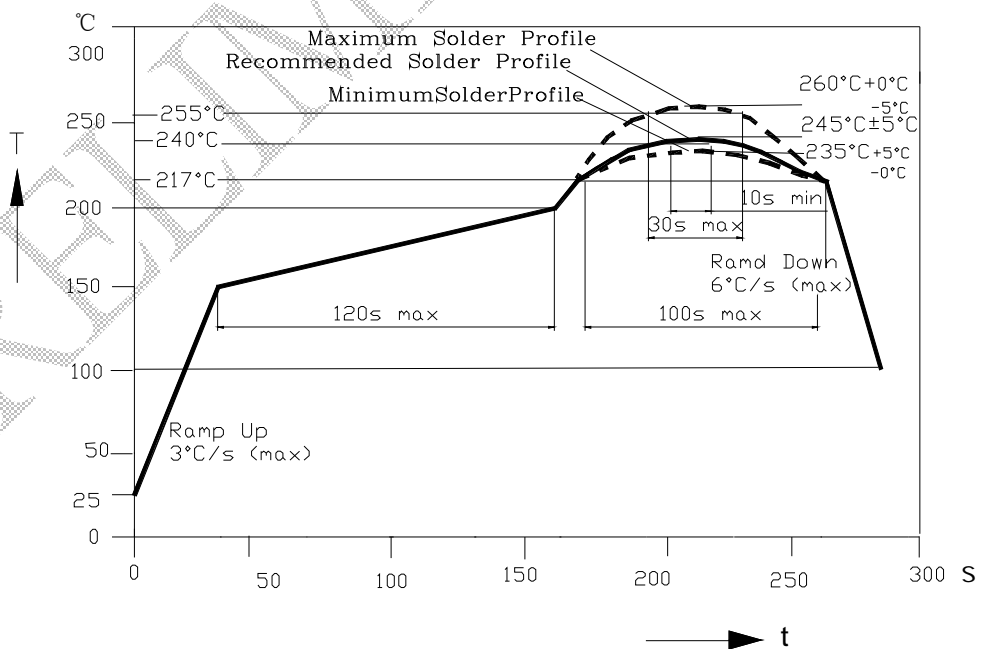
●Suggest Soldering Pad Dimension



Note:

1. All dimensions are in millimeters.
2. The drawings are not to scale.
3. Solder pad can't be connected to slug.

●IR Reflow soldering profile for lead free soldering(J-STD-020C)





## Enhance Power LED

EP501AL005W

REV:A/5

**●Storage**

1. Do not open the moisture proof bag before the devices are ready to use.
2. Before the package is opened, LED should be stored at temperatures less than 30°C and humidity less than 50%.
3. LED may be stored for 6 months. When the storage time has reached more than 6 months, LED should be stored in a sealed container filled with Nitrogen gas.
4. After the package is opened, LED should be stored at temperatures less than 30°C and humidity less than 30%.
5. LED should be used within 168 hours (7 days) after the package is opened.
6. Before using LED, baking treatment should be implemented based on the following condition: pre-curing at 60±5°C for 24 hours.

**●E-Power Operating Procedure**

1. E-power 350 series products should be operated at 350 mA for ideal performance, but not more than 350mA.
2. E-power 350 series products must be used in conjunction with heat-sinking devices. Soldering on Al PCB with mid-connection point while keeping the layout pattern ( $\varnothing$  19.9mm, thickness 2.5mm) is another way to help heat dissipation. Thermal Resistance for aluminum board must be less than 0.65 °C/W.
3. E-power 350 series products are sensitive to static. Operators must wear static wristband (wireless static wristband is prohibited) and be well grounded while working in the environment with an ionizing air blower. Anti-static requirement should be under ESD 2000V.
4. A non-conductive heat-dissipating paste should be applied between E-power and heat-sinking device.
5. Sufficient thermal management must be applied. Large LED forward current will cause high junction temperature and reduce LED life.



## Enhance Power LED

EP501AL005W

REV:A/5

### ●Reliability Test

| Test Item                                      | number | Test Condition                        | Stress duration | result     |
|--|--------|---------------------------------------|-----------------|------------|
| Reflow   | 100pcs | Tsol=260°C,10sec                      | 3 times         | No Failure |
| Temperature Cycle                              | 20pcs  | H:+100±5°C<br>15mins<br>L: -40±5°C    | 300 Cycles      | No Failure |
| High Temperature<br>High Humidity<br>Operation | 20pcs  | Ta=85°C±5°C<br>RH= 90~95%<br>IF=350mA | 500 hours       | No Failure |
| High Temperature<br>High Humidity<br>Storage   | 20pcs  | Ta:65°C±5°C<br>RH:90~95%RH            | 1000hours       | No Failure |
| Room Temperature<br>Operation                  | 20pcs  | Ta= 25±5°C<br>IF =350mA               | 1000hours       | No Failure |
| Low Temperature<br>Operation                   | 20pcs  | Ta= -40±5°C<br>IF=350mA               | 1000hours       | No Failure |
| High Temperature<br>Operation                  | 20pcs  | Ta= 110±5°C<br>IF=350mA               | 1000hours       | No Failure |
| Salt Spray                                     | 20pcs  | Ta=35°C                               | 48 hours        | No Failure |

Temperature for using with aluminum board, in a good thermal-exchange surrounding.

Failure Criteria:

1. LED are open or shorted,
2. Luminous flux attenuate difference(1000hours)>30%,
3. Forward voltage difference(1000hours) >20%.

Note:

1. These testings are going on.
2. The thermal resistance testing is going on.




Enhance Power LED

EP501AL005W

REV:A/5

● Part NO. System of E-Power LED

EP 5 01 A L 005 W



Special mark: W: white, B: black

Series Number

View Angle:

|             |             |
|-------------|-------------|
| 2: 2*5=10°  | L: L*5=130° |
| 3: 3*5=15°  | M: M*5=160° |
| 6 : 6*5=30° |             |
| C: C*5=60°  |             |

|                |                 |
|----------------|-----------------|
| R1: λ d =625nm | Y1: λ d=590nm   |
| G1: λ d =525nm | B1: λ d = 460nm |
| IR: λ p =850nm | A1: λ d =615nm  |
| W1: White      | WY: Warm white  |

Power:

01—1W , 03—3W , 05—5W,.....  
0A-100W

Slug material:

1—Al,2—silicon,3—Fe,4—ceramic,  
5—Cu

EP: Enhance Power