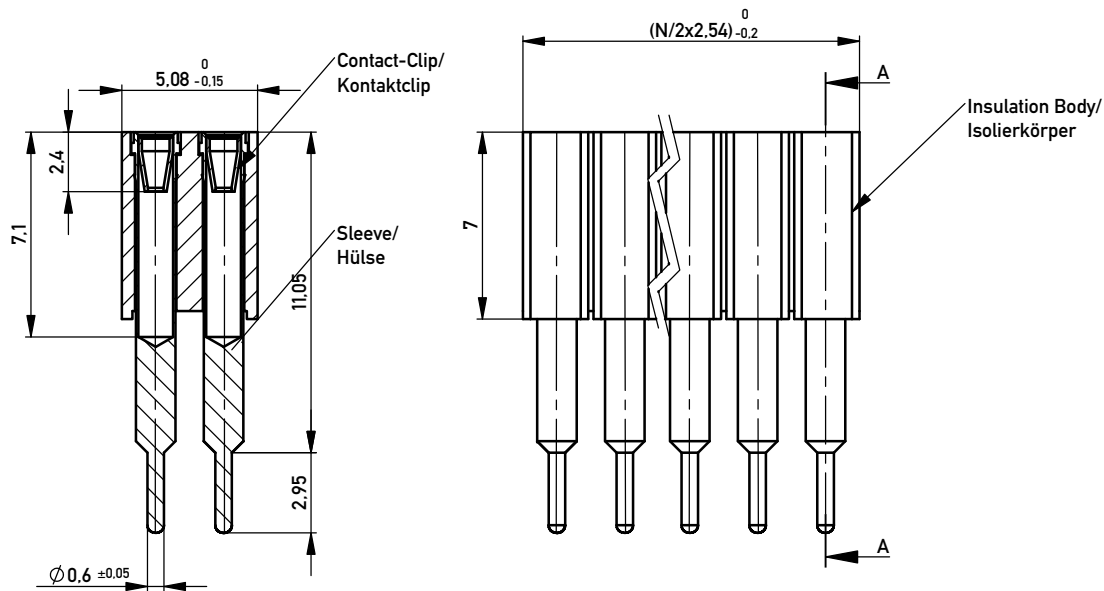


SCHNITT A-A
Sectional view A-A



Tech. Data:

Isolierkörper / Insulation Body: PCT-GF30-FR
Farbe / Colour: schwarz / black

Brennbarkeit / Flammability: UL 94V-0

zweiteiliger Kontakt / Two part contact:

Hülse / Sleeve: CuZn36Pb3
Hülse Galvanik / Sleeve Plating: Sn

Kontakt Clip / Contact-Clip (6 finger): CuBe
Kontakt Clip Galvanik / Contact-Clip Plating: 0,75µm Au

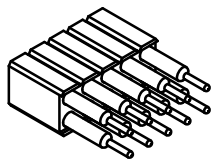
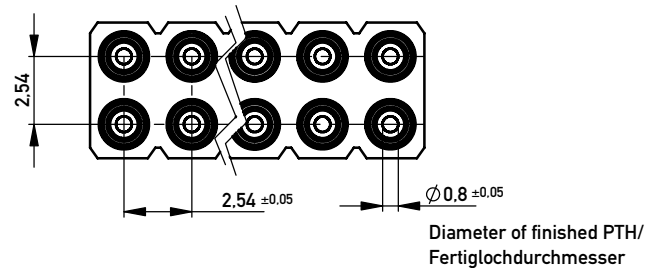
Passender Kontaktsstift / Mating pin dimension:

Runder Stift / round pin: Ø 0.70 - 0.90 mm
Quadratischer Stift / square pin: 0.635 x 0,635 mm

Steckkraft / Insertion force: 1.2 N typ.
Ziehkraft / Withdrawal force: 0.6 N typ.
(gemessen mit polierter Stahllehre Ø 0.76 mm)
(measured with polished steel gauge Ø 0.76 mm)

Lebensdauer / Mechanical life: min. 500 Zyklen / cycles
Strombelastbarkeit / Rated current: 3 A
Kontaktwiderstand / Contact resistance: max. 10 mΩ
Durchschlagfestigkeit / Dielectric strength: min. 1000 V_{RMS}

Leiterplatten Layout / PCB Layout



Example
10 Pin version

100501430001	10	Schüttgut Bluk
Ident-Nr. Part-No.	Polzahl No. of contacts	Verpackung Packing

Information:	Tolerances		Scale 5:1
All rights reserved. Only for Information. To ensure that this is the latest version of this drawing, please contact one of the ERNI companies before using.	Subject to modification without prior notice. Drawing will not be updated.	Designation Buchsenleiste (Löt) <i>Socket strip (solder)</i>	
		www.ERNI.com	100501430001 K A3
Index	Date 28.03.2011	Class BULHW	

Copyright by ERNI GmbH. Proprietary notice pursuant to ISO 16016 to be observed.