







### 1.35 - 1.535 GHz

**Antenna Inputs.** All antenna VSWR values are specified with 7/8" EIA connectors. Other optional inputs may result in equal or slightly higher VSWR. Contact Andrew for details.  
**Pressurization.** Feeds are pressurizable to 10 lb/in<sup>2</sup> (70 kPa).

Type Number	Diameter ft (m)	RPE Number(s)	Regulatory Compliance					Gain, dBi			Beamwidth Degrees	Cross Pol. Disc., dB	F/B Ratio dB	VSWR max. (R.L., dB)
			U.S. FCC 101	74	78	ETSI Class	ETSI Gain	Low	Mid-Band	Top				
<b>FPHP</b>  <b>Focal Plane High Performance Antennas – Unpressurized Single Polarized</b> <b>Antenna Inputs:</b> 7/8" EIA, "F" Flange Female, Type N Female, and 7-16 DIN Female														
FPHP4F-13	4 (1.2)	2590	-	-	-	3	-	21.7	22.3	22.7	11.1	30	41	1.3 (17.7)
FPHP6F-13	6 (1.8)	2592	-	-	-	3	-	25.2	25.8	26.2	7.7	30	44	1.3 (17.7)
FPHP8F-13	8 (2.4)	2827	-	-	-	3	-	28.2	28.7	29.3	6.1	30	48	1.3 (17.7)
<b>FP</b>  <b>Focal Plane Antennas – Unpressurized Single Polarized</b> <b>Antenna Inputs:</b> 7/8" EIA, "F" Flange Female, Type N Female, and 7-16 DIN Female														
FP4F-13	4 (1.2)	3032	-	-	-	-	-	21.8	22.4	22.8	11.5	30	36	1.3 (17.7)
FP6F-13	6 (1.8)	3034	-	-	-	-	-	25.3	25.9	26.3	8.1	30	41	1.3 (17.7)
FP8F-13	8 (2.4)	2594	-	-	-	2	-	28.3	28.8	29.4	6.1	30	48	1.3 (17.7)
FP10F-13	10 (3.0)	2596	-	-	-	-	-	29.6	30.3	30.9	4.7	30	49	1.3 (17.7)
FP12F-13	12 (3.7)	-	-	-	-	-	-	31.0	31.8	32.1	4.2	30	50	1.3 (17.7)
<b>KP</b>  <b>GRIDPAK® Antennas – Unpressurized Single Polarized</b> <b>Antenna Inputs:</b> 7/8" EIA, "F" Flange Female, Type N Female, and 7-16 DIN Female														
KP3F-13	3 (0.9)	4365	-	-	-	2	-	19.6	21.4	21.2	12.1	33	30	1.5 (14.0)
KP4F-13	4 (1.2)	4366	-	-	-	-	-	21.8	23.8	22.0	10.5	31	30	1.3 (17.7)
KP6F-13	6 (2.0)	4367	-	-	-	2	-	26.3	27.2	27.4	6.4	34	35	1.2 (20.8)
KP8F-13	8 (2.4)	4368	-	-	-	-	-	27.4	29.4	28.9	5.6	30	35	1.2 (20.8)
KP10F-13	10 (3.0)	4369	-	-	-	-	-	29.6	30.7	30.8	4.7	32	38	1.2 (20.8)
<b>KPR</b>  <b>GRIDPAK® Antennas - Rural Telephony – Unpressurized Single Polarized</b> <b>Antenna Inputs:</b> 7/8" EIA, "F" Flange Female, Type N Female, and 7-16 DIN Female														
KPR3F-13	3 (0.9)	3482	-	-	-	-	-	20.1	20.1	20.1	13.0*	28	23	1.35 (16.5)
KPR4F-13	4 (1.2)	3484	-	-	-	-	-	22.4	23.6	23.6	10.1	30	24	1.35 (16.5)
KPR6F-13	6 (2.0)	3486	-	-	-	2	-	25.9	27.0	27.0	6.6	30	30	1.35 (16.5)
KPR8F-13	8 (2.4)	3488	-	-	-	-	-	28.2	28.8	29.3	5.4	30	32	1.30 (17.7)
KPR10F-13	10 (3.0)	3012	-	-	-	-	-	29.9	30.5	31.0	4.7	30	32	1.30 (17.7)
KPR13F-13	13 (4.0)	3490	-	-	-	2	-	32.4	32.9	33.5	3.6	30	35	1.30 (17.7)

Reference ETSI Document EN300631 for 1 to 3 GHz.

\* Horizontal = 14.9 degrees