

Customer Information Sheet

DRAWING No.: KF-420XX06

SHEET 2 OF 2

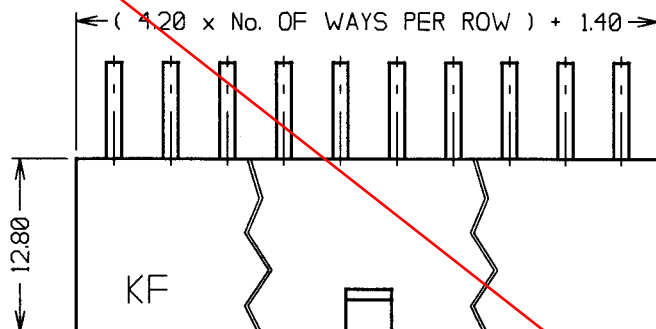
IF IN DOUBT - ASK

(C)

NOT TO SCALE

THIRD ANGLE PROJECTION

ALL DIMENSIONS IN mm



OBSOLETE

SPECIFICATIONS:

MATERIALS:

MOULDINGS:

KF-420XX06 - NYLON 66 UL94V-2 BLACK

KF-N420XX06 - NYLON 66 UL94V-2 NATURAL

CONTACTS - BRASS

FINISH:

CONTACTS - 0.5µ NICKEL, 20µ TIN

ELECTRICAL:

No. OF CONTACTS	2-3	4-6	7-10	11-24
CURRENT RATING	9 AMPS	8 AMPS	7 AMPS	6 AMPS

VOLTAGE RATING - 600V

DIELECTRIC WITHSTANDING - 1500V AC

CONTACT RESISTANCE - 10 MILLIOHMS MAX

INSULATION RESISTANCE - 1000 MEGOHMS MIN

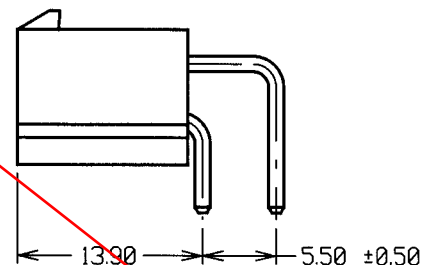
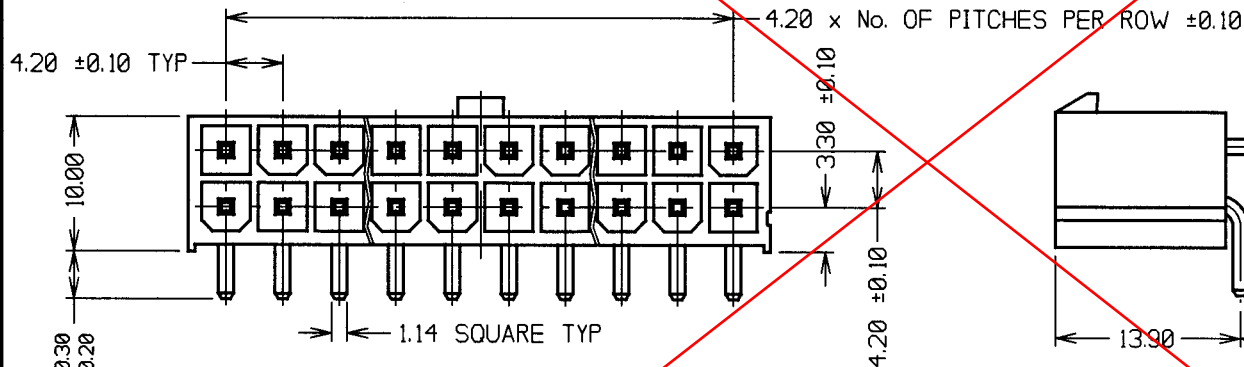
MECHANICAL:

DURABILITY - 30 OPERATIONS

ENVIRONMENTAL:

TEMPERATURE RANGE - -40°C TO +105°C

FOR COMPLETE SPECIFICATION, SEE COMPONENT SPECIFICATION C033XX (LATEST ISSUE).



RECOMMENDED
PCB LAYOUT

ORDER CODE:

KF-420XX06
KF-N420XX06

No. OF WAYS: _____
01 TO 12

5	29.10.00	5544
ISS.	DATE	C/NOTE
APPROVED: <i>[Signature]</i>		
CHECKED: <i>[Signature]</i>		
DRAWN: J. KEIR		
CUSTOMER REF.:		
ASSEMBLY DRG:		

NOTES:

1. ALL TOLERANCES TO BE ±0.35 UNLESS OTHERWISE STATED.

HARWIN

HARWIN INC
U.S.A.
TEL: (812) 285 0055
FAX: (812) 285 0056

HARWIN PLC
UK.
TEL: 023 9231 4545
FAX: 023 9231 4590

HARWIN PTE
SINGAPORE
TEL: 65 7794909
FAX: 65 7793868

THIS DRAWING AND ANY INFORMATION OR DESCRIPTIVE MATTER SET OUT HEREON ARE CONFIDENTIAL AND COPYRIGHT PROPERTY OF THE HARWIN GROUP AND MUST NOT BE DISCLOSED, LOANED, COPIED OR USED FOR MANUFACTURING, TENDERING OR FOR ANY OTHER PURPOSE WITHOUT THEIR WRITTEN PERMISSION.

TOLERANCES
X. - ±1mm
X.X - ±0.25mm
X.XX - ±0.10mm
X.XXX - ±0.01mm
ANGLES - ±1°
UNLESS STATED

MATERIAL:
SEE ABOVE
FINISH: SEE ABOVE
S/AREA: mm²

TITLE: POWERFIT®
4.2mm PITCH DIL MALE
HORIZONTAL CONNECTOR
DRAWING NUMBER:
KF-420XX06