

Metal Oxide Leaded Film Resistor



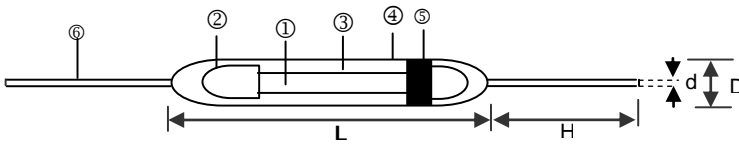
■Features

- Excellent Long-Time stability
- High surge / overload capability
- Wide resistance range : 0.1Ω~10MΩ
- Controlled temperature coefficient
- Resistance standard tolerance: ±5% (consult factory for ±2%, 1%)
- Electrical and mechanical stability and high reliability

■Applications

- Automotive
- Telecommunication
- Medical Equipment

■Construction



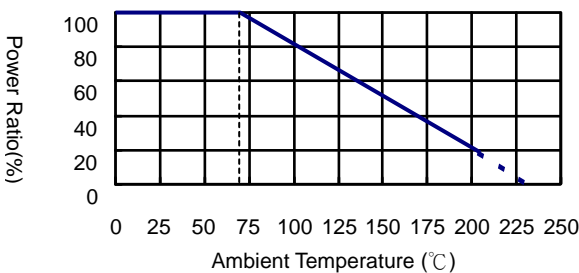
①	Ceramic Rod	④	Non-flame Paint With Sol Vent-proof
②	Tinned Iron Caps	⑤	Color Code
③	Metal Oxide Film	⑥	Lead Wire

■Dimensions

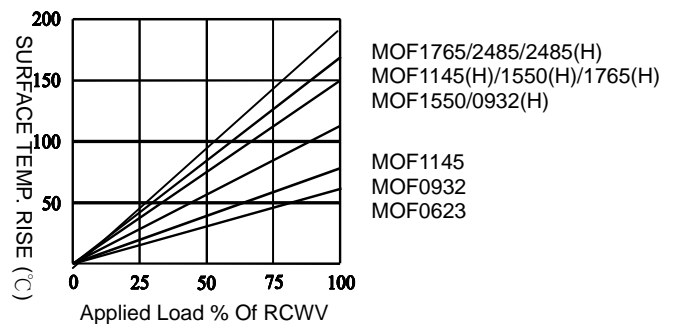
Unit: mm

Type	L	D	H	d	Weight (g) (1000pcs)
MOF0623	6.3±0.5	2.3±0.3	28±2.0	0.55±0.03	156
MOF0932	9.0±0.5	3.2±0.5	26±2.0	0.65±0.03	355
MOF1145	11.5±1.0	4.5±0.5	35±2.0	0.78±0.03	760
MOF1550	15.5±1.0	5.0±0.5	32±2.0	0.78±0.03	1040
MOF1765	17.0±1.0	6.0±0.5	35±2.0	0.78±0.03	1800
MOF2485	24.0±1.0	8.0±0.5	35±2.0	0.78±0.03	4000

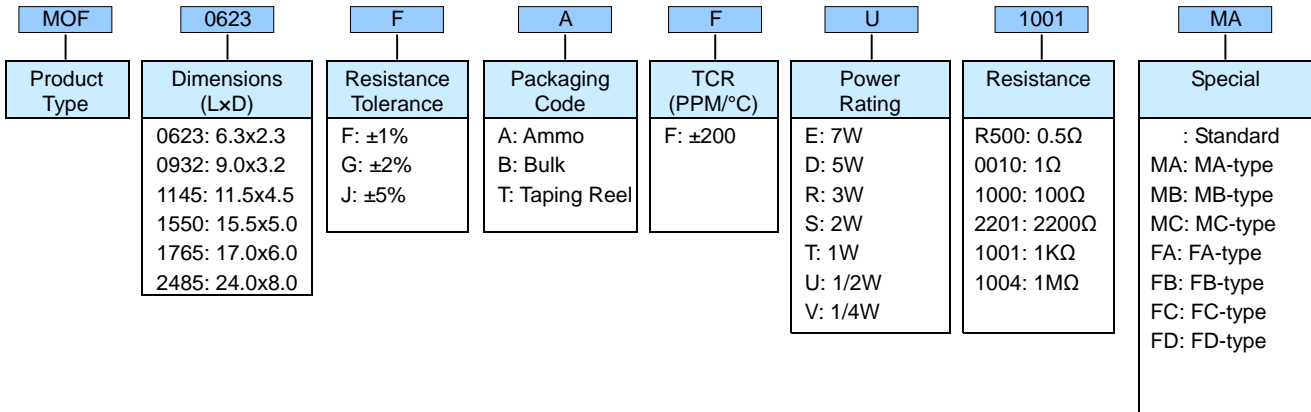
■Derating Curve



■Hot-Spot Temperature



Part Numbering



Standard Electrical Specifications

Item Type	Power Rating at 70°C	Operating Temp. Range	Max. Working Voltage	Max. Overload Voltage	Dielectric Withstanding Voltage	Resistance Range			TCR (PPM/°C)
						±1%	±2%	±5%	
0623	1/4W	-55 ~ +155°C	200V	350V	350V	0.1Ω - 10MΩ		0.1Ω-22MΩ	±200
0932	1/2W		250V	400V	350V	0.1Ω - 1MΩ	0.1Ω - 10MΩ		
1145	1W		500V	600V	500V	0.1Ω - 1MΩ	0.1Ω - 10MΩ		
1550	2W		550V	600V	500V	0.1Ω - 1MΩ	0.1Ω - 10MΩ		
1765	3W		800V	1000V	750V	0.1Ω - 470KΩ	0.1Ω - 560KΩ	0.1Ω - 1MΩ	
2485	5W		1000V	1000V	750V	0.1Ω - 470KΩ	0.1Ω - 560KΩ	0.1Ω - 1MΩ	

High Power Rating Electrical Specifications

Item Type	Power Rating at 70°C	Operating Temp. Range	Max. Working Voltage	Max. Overload Voltage	Dielectric Withstanding Voltage	Resistance Range			TCR (PPM/°C)
						±1%	±2%	±5%	
0623	1/2W	-55 ~ +155°C	250V	400V	350V	0.1Ω - 10MΩ			±200
0932	1W		300V	500V	400V	0.1Ω - 1MΩ	0.1Ω - 10MΩ		
1145	2W		500V	600V	500V	0.1Ω - 1MΩ	0.1Ω - 10MΩ		
1550	3W		750V	700V	600V	0.1Ω - 1MΩ	0.1Ω - 10MΩ		
1765	5W		1000V	1000V	750V	0.1Ω - 470KΩ	0.1Ω - 560KΩ	0.1Ω - 1MΩ	
2485	7W		1000V	1000V	750V	0.1Ω - 470KΩ	0.1Ω - 560KΩ	0.1Ω - 1MΩ	

Operating Voltage= $\sqrt{P \cdot R}$ or Max. operating voltage listed above, whichever is lower.
 Overload Voltage= $2.5 \cdot \sqrt{P \cdot R}$ or Max. overload voltage listed above, whichever is lower.

■ Resistor body color: Standard Power Rating: Grey
 High Power Rating : Grey or Pink are available

■ Environmental Characteristics

Item	Requirement	Test Method
Short Time Overload	$\pm(0.25\%+0.05\Omega)$	JIS-C-5201-1 5.5 RCWV*2.5 or Max. overload voltage whichever is lower for 5 seconds
Insulation Resistance	$> 1000M\Omega$	JIS-C-5201-1 5.6 Apply 100V _{DC} for 1 minute
Endurance	$\pm(1.5\%+0.05\Omega)$	JIS-C-5201-1 7.10 70 \pm 2°C, RCWV for 1000 hrs with 1.5 hrs "ON" and 0.5 hrs "OFF"
Damp Heat with Load	$\pm(1.5\%+0.05\Omega)$	JIS-C-5201-1 7.9 40 \pm 2°C, 90~95% R.H. RCWV for 1000 hrs with 1.5 hrs "ON" and 0.5 hrs "OFF"
Solderability	90% min. Coverage	JIS-C-5201-1 6.5 245 \pm 5°C for 3 seconds
Dielectric Withstanding Voltage	By Type	JIS-C-5201-1 5.7 Apply Max. Overload Voltage for 1 minute
Temperature Coefficient	By Type	Resistance value at room temperature and room temperature+100°C
Pulse Overload	$\pm(1\%+0.05\Omega)$	JIS-C-5201-1 5.8 4 times RCWV for 10000 cycles with 1second "ON" and 25 seconds "OFF"
Resistance To Solvent	No deterioration of coatings and markings	JIS-C-5201-1 6.9 Trichroethane for 1 min. with ultrasonic
Terminal Strength	Tensile: $\geq 2.5kg$	Direct Load for 10 seconds In the direction off the terminal leads

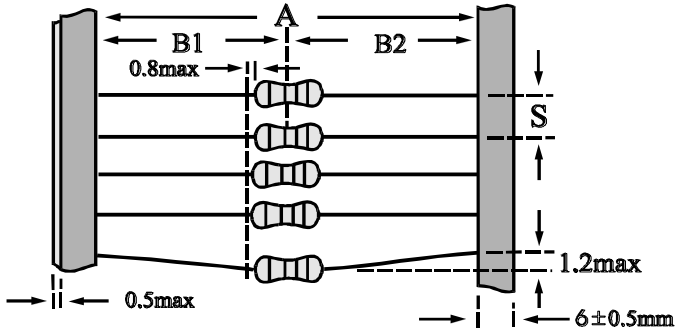
RCWV(Rated continuous working voltage)= $\sqrt{P \cdot R}$ or Max. Operating voltage whichever is lower

■ **Storage Temperature: 25 \pm 3°C; Humidity < 80%RH**

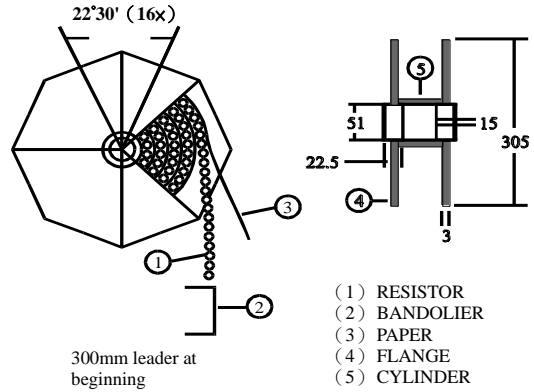
Taping/Packing Specifications

1. Standard Type (Reel & Ammo)

Packing Methods



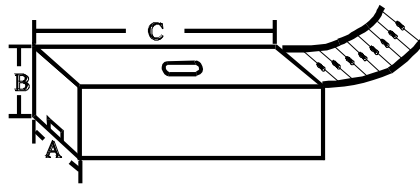
Reel Packing



Unit: mm

Packaging Type	Packing Methods			Reel Packing	
	A	B1-B2	S	Across Flange (A)	Qty
0623	52+1/-0	1.2	5	72	5,000
	26+1/-0	1.0			
0932	52+1/-0	1.2	5	72	2,500
1145	52+1/-0	1.5	5	95	2,000
	73+1/-0				
1550	52+1/-0	1.5	10	95	1,000
	73+1/-0				
1765	73+1/-0	1.5	10	95	1,000
2485	88+1/-0	1.5	10	110	500

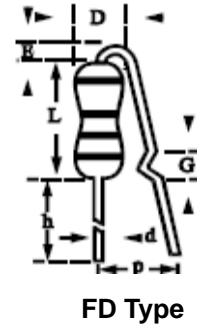
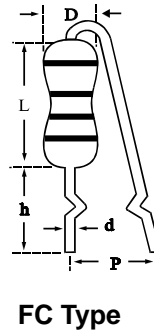
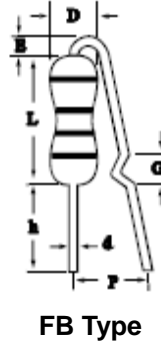
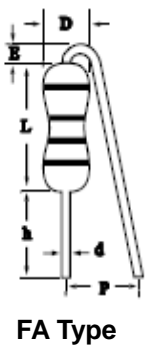
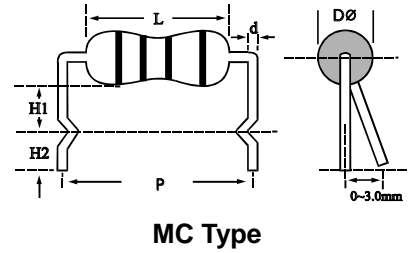
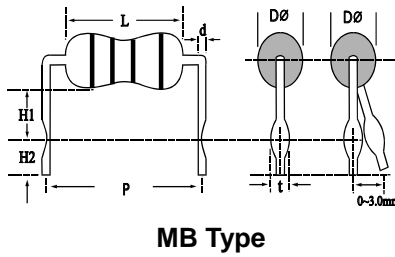
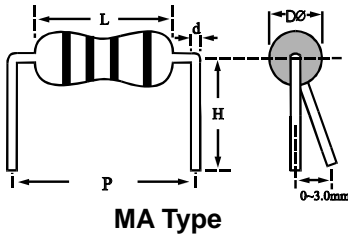
Ammo Packing



Unit: mm

Packaging Type	Packing Methods			Ammo Packing			
	A	B1-B2	S	A	B	C	Qty
0623	52+1/-0	1.2	5	80	105	264	5,000
	26+1/-0	1.0					
0932	52+1/-0	1.2	5	80	46	264	1,000
1145	52+1/-0	1.5	5	103	82	265	1,000
	73+1/-0						
1550	52+1/-0	1.5	10	103	96	265	1,000
	73+1/-0						
1765	73+1/-0	1.5	10	105	75	270	500
2485	88+1/-0	1.5	10	115	75	270	250

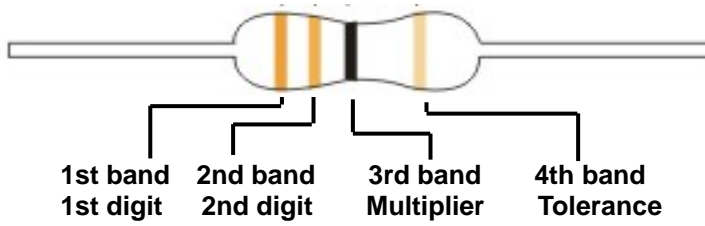
2. Special Type (Bulk)



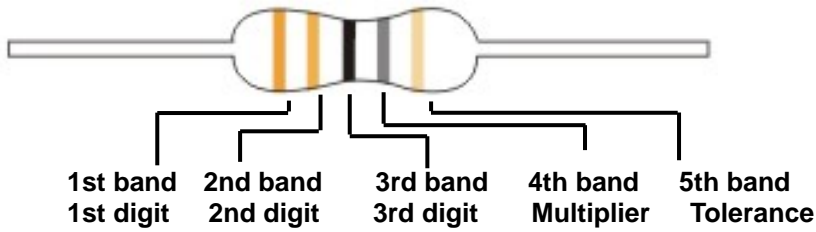
Unit: mm

Codes	Type	P	H /H1/h	H2/G	t	D	L	d	E
0623	MA	10±1	10.0±1	-	-	2.3±0.3	6.3±0.5	0.55±0.03	-
	MC	10±1	4.0±1	4.0±1	-	2.3±0.3	6.3±0.5	0.55±0.03	-
	FA	5~15	4.0±2	-	-	2.3±0.3	6.3±0.5	0.55±0.03	3±1
	FB	5~15	4.0±2	3.0±0.5	-	2.3±0.3	6.3±0.5	0.55±0.03	3±1
	FD	5~15	27.0±2	3.0±0.5	-	2.3±0.3	6.3±0.5	0.55±0.03	3±1
0932	MA	12.5±1	10.0±1	-	-	3.2±0.5	9.0±0.5	0.65±0.03	-
	MC	12.5±1	4.0±1	4.0±1	-	3.2±0.5	9.0±0.5	0.65±0.03	-
	FA	5~15	4.0±2	-	-	3.2±0.5	9.0±0.5	0.65±0.03	3±1
	FB	5~15	4.0±2	3.0±0.5	-	3.2±0.5	9.0±0.5	0.65±0.03	3±1
	FC	5~15	10.0±3	-	-	3.2±0.5	9.0±0.5	0.65±0.03	-
1145	MA	15±1	12.5±1	-	-	4.5±0.5	11.5±1.0	0.78±0.03	-
	MC	15±1	6.0±1	5.0±1.0	-	4.5±0.5	11.5±1.0	0.78±0.03	-
	FA	5~15	4.0±2	-	-	4.5±0.5	11.5±1.0	0.78±0.03	3±1
	FB	5~15	4.0±2	3.0±0.5	-	4.5±0.5	11.5±1.0	0.78±0.03	3±1
	FC	5~15	10.0±3	-	-	4.5±0.5	11.5±1.0	0.78±0.03	-
1550	MA	20±1	15.0±1	-	-	5.0±0.5	15.5±1.0	0.78±0.03	-
	MC	20±1	10.0±1	5.0±1.0	-	5.0±0.5	15.5±1.0	0.78±0.03	-
	FA	5~15	4.0±2	-	-	5.0±0.5	15.5±1.0	0.78±0.03	3±1
	FB	5~15	4.0±2	3.0±0.5	-	5.0±0.5	15.5±1.0	0.78±0.03	3±1
	FC	5~15	10.0±3	-	-	5.0±0.5	15.5±1.0	0.78±0.03	-
1765	MA	25±1	15.0±1	-	-	6.0±0.5	17.0±1.0	0.78±0.03	-
	MB	25±1	8.0±1	5.5±1	1.4±0.2	6.0±0.5	17.0±1.0	0.78±0.03	-
	MC	24±1	10.0±1	7.5±1	-	6.0±0.5	17.0±1.0	0.78±0.03	-
2485	MA	30±1	18.0±1	-	-	8.0±0.5	24.0±1.0	0.78±0.03	-
	MB	30±1	12.0±1	5.0±1	1.4±0.2	8.0±0.5	24.0±1.0	0.78±0.03	-

Marking & Resistance Tolerance



±5.00%	E-24	1.0	1.1	1.2	1.3	1.5	1.6	1.8	2.0	2.2	2.4	2.7	3.0	3.3	3.6	3.9	4.3	4.7	5.1	5.6	6.2	6.8	7.5	8.2	9.1
±2.00%																									



±1.00%	E-96	1.00	1.02	1.05	1.07	1.10	1.13	1.15	1.18	1.21	1.24	1.27	1.30	1.33	1.37	1.40	1.43	1.47	1.50	1.54	1.58	1.62	1.65	1.69	1.74
		1.78	1.82	1.87	1.91	1.96	2.00	2.05	2.10	2.15	2.21	2.26	2.32	2.37	2.43	2.49	2.55	2.61	2.67	2.74	2.80	2.87	2.94	3.01	3.09
		3.16	3.24	3.32	3.40	3.48	3.57	3.65	3.74	3.83	3.92	4.02	4.12	4.22	4.32	4.42	4.53	4.64	4.75	4.87	4.99	5.11	5.23	5.36	5.49
		5.62	5.76	5.90	6.04	6.19	6.34	6.49	6.65	6.81	6.98	7.15	7.32	7.50	7.68	7.87	8.06	8.25	8.45	8.66	8.87	9.09	9.31	9.53	9.76

Color	Digit	Multiplier	Tolerance	
Without	-	-	-	-
Silver	-	10 ⁻²	-	-
Gold	-	10 ⁻¹	±5%	J
Black	0	10 ⁰	-	-
Brown	1	10 ¹	±1%	F
Red	2	10 ²	±2%	G
Orange	3	10 ³	-	-
Yellow	4	10 ⁴	-	-
Green	5	10 ⁵	-	-
Blue	6	10 ⁶	-	-
Violet	7	10 ⁷	-	-
Grey	8	10 ⁸	-	-
White	9	10 ⁹	-	-