

MAZDxxxG Series

Silicon planar type

For constant voltage, constant current,
waveform clipper and surge absorption circuit

■ Features

- Low noise type

■ Absolute Maximum Ratings $T_a = 25^\circ\text{C}$

Parameter	Symbol	Rating	Unit
Repetitive peak forward current	I_{FRM}	200	mA
Total power dissipation *	P_T	120	mW
Junction temperature	T_j	150	$^\circ\text{C}$
Storage temperature	T_{stg}	-55 to +150	$^\circ\text{C}$

Note) *: $P_{tot} = 100$ mW achieved with a printed circuit board

■ Package

- Code
SSSMINI2-F3
- Pin Name
1: Anode
2: Cathode

■ Marking Symbol

Refer to the list of the electrical
characteristics within part numbers

■ Common Electrical Characteristics $T_a = 25^\circ\text{C} \pm 3^\circ\text{C}$ *1

Parameter	Symbol	Conditions	Min	Typ	Max	Unit
Forward voltage	V_F	$I_F = 10$ mA		0.9	1.0	V
Zener voltage *2	V_Z	I_Z Specified value	Refer to the list of the electrical characteristics within part numbers			V
Zener operating resistance	R_Z	I_Z Specified value				Ω
Reverse current	I_R	V_R Specified value				μA

Note) 1. Measuring methods are based on JAPANESE INDUSTRIAL STANDARD JIS C 7031 measuring methods for diodes.

2. Absolute frequency of input and output is 5 MHz.

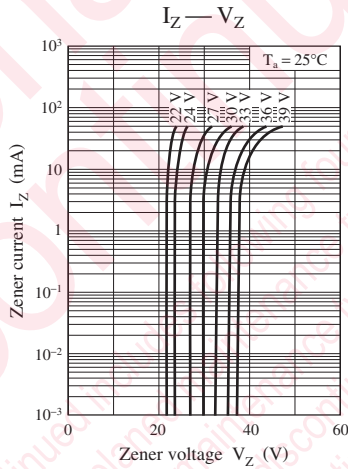
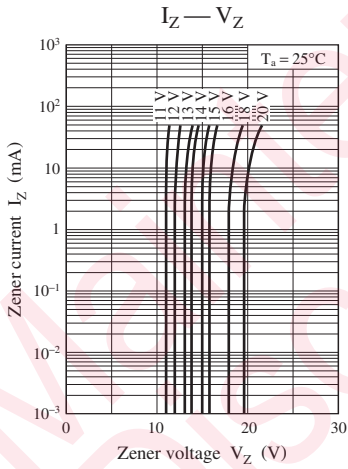
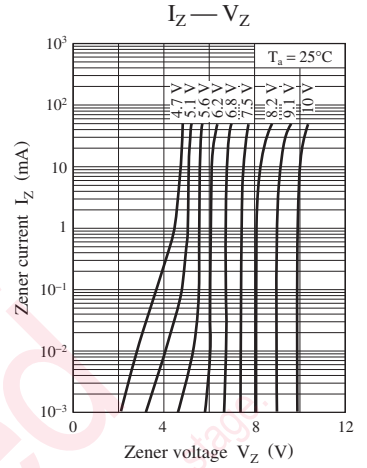
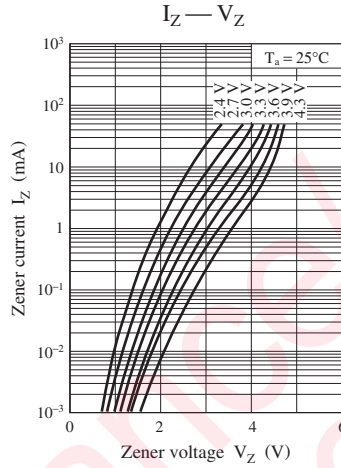
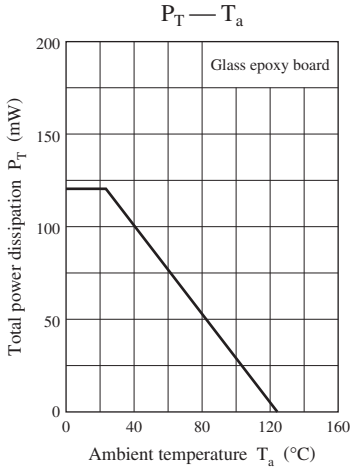
3. *1: The temperature must be controlled 25°C for V_Z measurement.

V_Z value measured at other temperature must be adjusted to $V_Z (25^\circ\text{C})$

*2: V_Z guaranteed 20 ms after current flow.

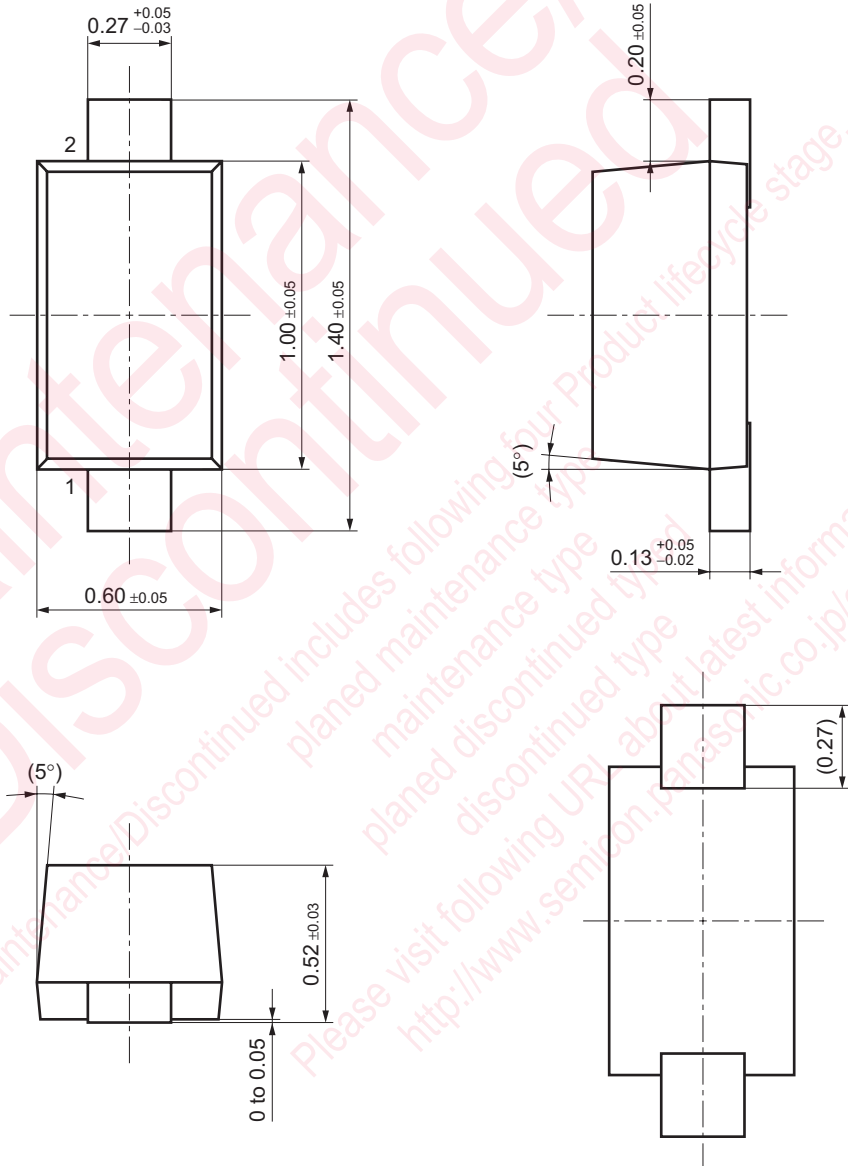
■ Electrical Characteristics within Part Numbers $T_a = 25^\circ\text{C} \pm 3^\circ\text{C}$

Part number	Zener voltage V_Z (V)			I_Z (mA)	Reverse current I_R (μA)		Zener operating resistance R_Z (Ω)		Marking symbol
	Min	Nom	Max		Max	V_R (V)	Max	I_Z (mA)	
MAZD024G0L	2.28	2.40	2.60	5	120	1.0	100	5	1F
MAZD027G0L	2.50	2.70	2.90	5	120	1.0	110	5	2F
MAZD030G0L	2.80	3.00	3.20	5	50	1.0	120	5	3F
MAZD033G0L	3.10	3.30	3.50	5	20	1.0	130	5	4F
MAZD036G0L	3.40	3.60	3.80	5	10	1.0	130	5	5F
MAZD039G0L	3.70	3.90	4.10	5	10	1.0	130	5	6F
MAZD043G0L	4.00	4.30	4.60	5	10	1.0	130	5	AF
MAZD047G0L	4.40	4.70	5.00	5	2.0	1.0	80	5	HF
MAZD051G0L	4.80	5.10	5.40	5	1.0	2.0	60	5	BF
MAZD056G0L	5.30	5.60	6.00	5	0.5	2.5	40	5	CF
MAZD062G0L	5.80	6.20	6.60	5	0.2	4.0	30	5	DF
MAZD068G0L	6.40	6.80	7.20	5	0.1	4.0	20	5	WF
MAZD075G0L	7.00	7.50	7.90	5	0.1	5.0	20	5	TF
MAZD082G0L	7.70	8.20	8.70	5	0.1	5.0	20	5	EF
MAZD091G0L	8.50	9.10	9.60	5	0.1	6.0	20	5	FF
MAZD100G0L	9.40	10.00	10.60	5	0.05	7.0	30	5	GF
MAZD110G0L	10.40	11.00	11.60	5	0.05	8.0	30	5	JF
MAZD120G0L	11.40	12.00	12.70	5	0.05	9.0	30	5	KF
MAZD130G0L	12.40	13.00	14.10	5	0.05	10.0	35	5	LF
MAZD150G0L	13.90	15.00	15.60	5	0.05	11.0	40	5	MF
MAZD160G0L	15.30	16.00	17.10	5	0.05	12.0	50	5	NF
MAZD180G0L	16.90	18.00	19.10	5	0.05	13.0	60	5	PF
MAZD200G0L	18.80	20.00	21.20	5	0.05	15.0	80	5	RF
MAZD220G0L	20.80	22.00	23.30	5	0.05	17.0	80	5	SF
MAZD240G0L	22.80	24.00	25.60	5	0.05	19.0	100	5	UF
MAZD270G0L	25.10	27.00	28.90	2	0.05	21.0	120	2	VF
MAZD300G0L	28.00	30.00	32.00	2	0.05	23.0	160	2	XF
MAZD330G0L	31.00	33.00	35.00	2	0.05	25.0	200	2	YF
MAZD360G0L	34.00	36.00	38.00	2	0.05	27.0	250	2	ZF
MAZD390G0L	37.00	39.00	41.00	2	0.05	30.0	300	2	7F



SSSMini2-F3

Unit: mm



Request for your special attention and precautions in using the technical information and semiconductors described in this book

- (1) If any of the products or technical information described in this book is to be exported or provided to non-residents, the laws and regulations of the exporting country, especially, those with regard to security export control, must be observed.
- (2) The technical information described in this book is intended only to show the main characteristics and application circuit examples of the products, and no license is granted under any intellectual property right or other right owned by our company or any other company. Therefore, no responsibility is assumed by our company as to the infringement upon any such right owned by any other company which may arise as a result of the use of technical information described in this book.
- (3) The products described in this book are intended to be used for standard applications or general electronic equipment (such as office equipment, communications equipment, measuring instruments and household appliances).
Consult our sales staff in advance for information on the following applications:
 - Special applications (such as for airplanes, aerospace, automobiles, traffic control equipment, combustion equipment, life support systems and safety devices) in which exceptional quality and reliability are required, or if the failure or malfunction of the products may directly jeopardize life or harm the human body.
 - Any applications other than the standard applications intended.
- (4) The products and product specifications described in this book are subject to change without notice for modification and/or improvement. At the final stage of your design, purchasing, or use of the products, therefore, ask for the most up-to-date Product Standards in advance to make sure that the latest specifications satisfy your requirements.
- (5) When designing your equipment, comply with the range of absolute maximum rating and the guaranteed operating conditions (operating power supply voltage and operating environment etc.). Especially, please be careful not to exceed the range of absolute maximum rating on the transient state, such as power-on, power-off and mode-switching. Otherwise, we will not be liable for any defect which may arise later in your equipment.
 - Even when the products are used within the guaranteed values, take into the consideration of incidence of break down and failure mode, possible to occur to semiconductor products. Measures on the systems such as redundant design, arresting the spread of fire or preventing glitch are recommended in order to prevent physical injury, fire, social damages, for example, by using the products.
- (6) Comply with the instructions for use in order to prevent breakdown and characteristics change due to external factors (ESD, EOS, thermal stress and mechanical stress) at the time of handling, mounting or at customer's process. When using products for which damp-proof packing is required, satisfy the conditions, such as shelf life and the elapsed time since first opening the packages.
- (7) This book may be not reprinted or reproduced whether wholly or partially, without the prior written permission of Matsushita Electric Industrial Co., Ltd.