

Features & Benefits

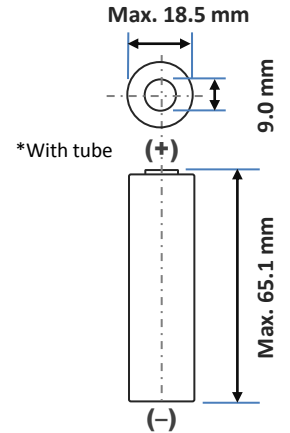
- High energy and power density
- Long, stable, high power
- High safety performance
- Ideal for power assisted bicycles, 2-way radios, medical devices and robotics.

Specifications

Rated capacity ⁽¹⁾	Min. 2000mAh
Capacity ⁽²⁾	Min. 2050mAh Typ. 2150mAh
Nominal voltage	3.6V
Charging	CC-CV, Std. 1440mA, 4.20V, 3.0 hrs
Weight (max.)	45.5 g
Temperature	Charge: 0 to +45°C Discharge: -20 to +60°C Storage: -20 to +50°C
Energy density ⁽³⁾	Volumetric: 432 Wh/l Gravimetric: 162 Wh/kg

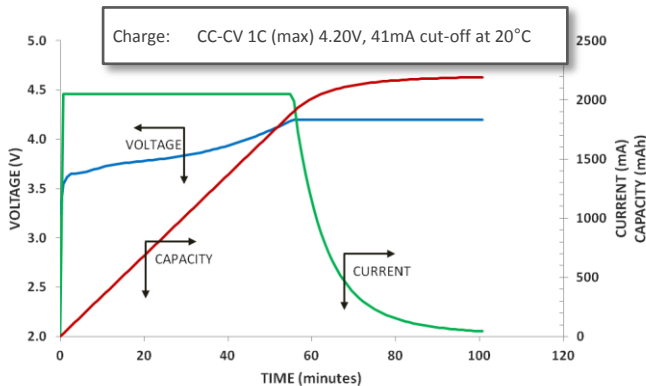
⁽¹⁾ At 20°C ⁽²⁾ At 25°C ⁽³⁾ Energy density based on bare cell dimensions

Dimensions

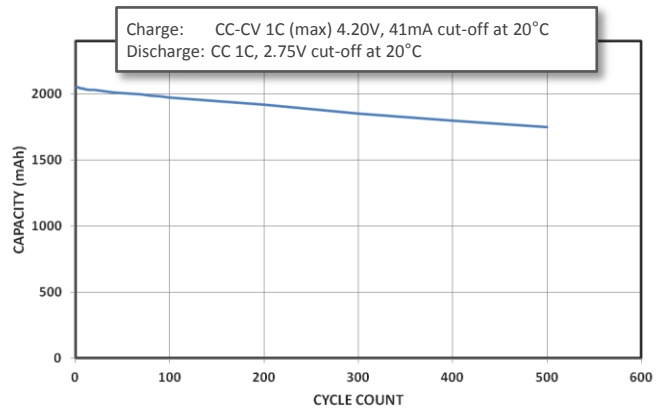


For Reference Only

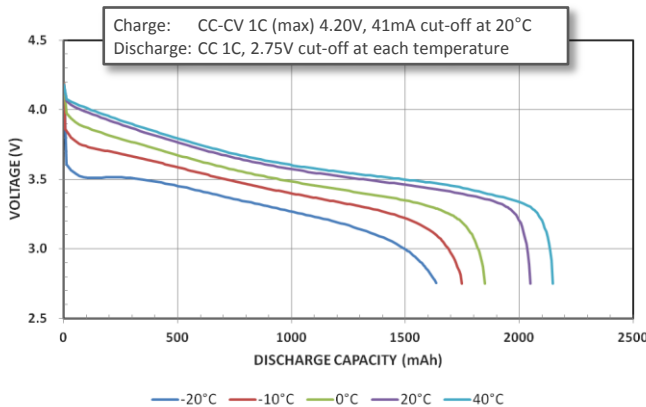
Charge Characteristics



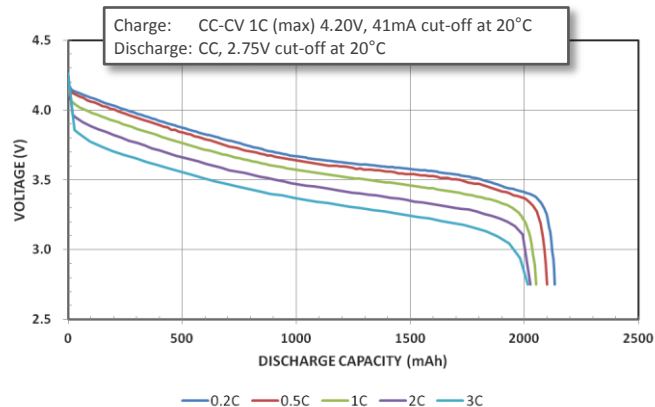
Cycle Life Characteristics



Discharge Characteristics (by temperature)



Discharge Characteristics (by rate of discharge)



The data in this document is for descriptive purposes only and is not intended to make or imply any guarantee or warranty.

For more information on how Panasonic can assist you with your battery power solution needs, visit us at www.panasonic.com/industrial/batteries-oem or e-mail secsales@us.panasonic.com.