

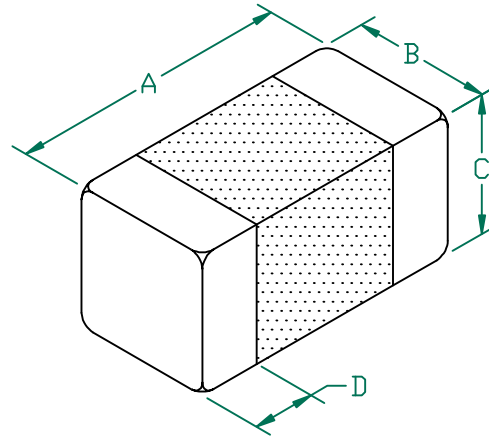
# HZ0603B102R-10



**UNCONTROLLED DOCUMENT**

PHYSICAL DIMENSIONS:

|   |             |        |        |
|---|-------------|--------|--------|
| A | 1.60 [.063] | + 0.15 | [.006] |
| B | 0.80 [.031] | + 0.15 | [.006] |
| C | 0.80 [.031] | + 0.15 | [.006] |
| D | 0.36 [.014] | + 0.15 | [.006] |

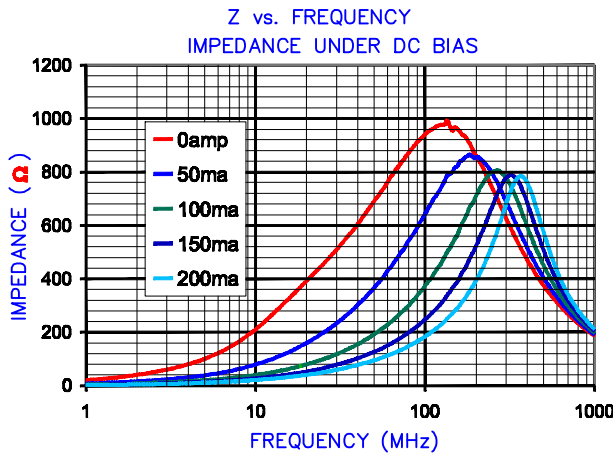


ELECTRICAL CHARACTERISTICS:

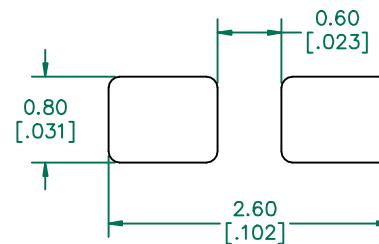
| ELECTRICAL CHARACTERISTICS: |                     |               |        |
|-----------------------------|---------------------|---------------|--------|
| Z @ 100MHz<br>( $\Omega$ )  | DCR<br>( $\Omega$ ) | Rated Current |        |
| Nominal                     | 1000                |               |        |
| Minimum                     | 750                 |               |        |
| Maximum                     | 1250                | 0.60          | 200 mA |

NOTES: UNLESS OTHERWISE SPECIFIED

1. TAPED AND REELED per CURRENT EIA SPECIFICATIONS 7" REELS, 4000 PCS/REEL.
2. COMPONENTS SHOULD BE ADEQUATELY PREHEATED BEFORE SOLDERING.

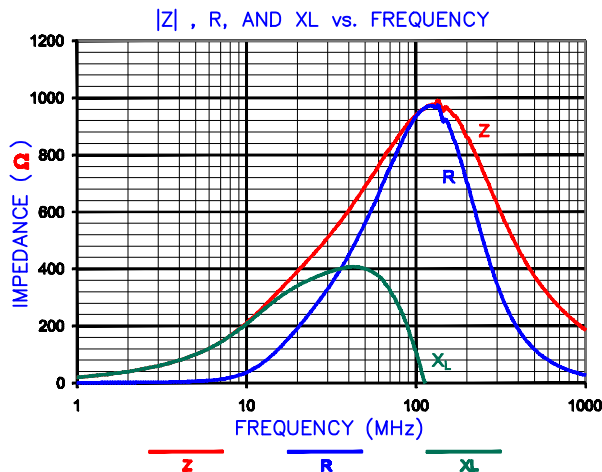
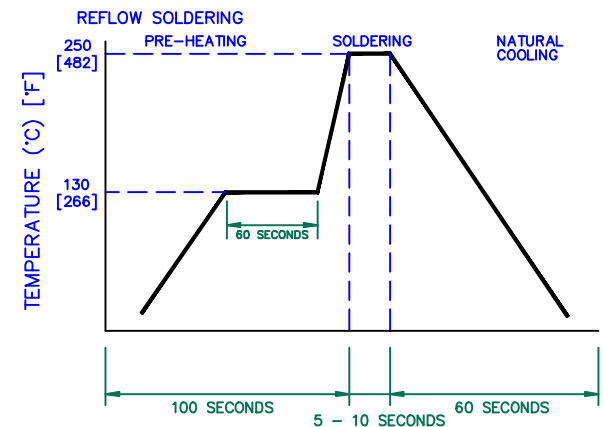


LAND PATTERNS FOR REFLOW SOLDERING



(For wave soldering, add 0.762 [0.030] to this dimension)

RECOMMENDED SOLDERING CONDITIONS



|  |                              |          |     |   |                       |                  |   |                           |  |
|--|------------------------------|----------|-----|---|-----------------------|------------------|---|---------------------------|--|
| DIMENSIONS ARE IN mm [INCHES].         |                              |          |     | This print is the property of Laird Tech. and is loaned in confidence subject to return upon request and with the understanding that no copies shall be made without the written consent of Laird Tech. All rights to design or invention are reserved. |                       |                  |   | <b>Laird TECHNOLOGIES</b> |  |
| PROJECT/PART NUMBER:<br>HZ0603B102R-10 |                              |          |     | REV<br>B  | PART TYPE:<br>CO-FIRE | DRAWN BY:<br>JRK |   |                           |  |
| B                                      | UPDATE COMPANY LOGO ADD ROHS | 02/26/08 | JRK | DATE:   | 03/01/04              | SCALE:           | - | SHEET:<br>2 of 2          |  |
| A                                      | ORIGINAL DRAFT               | 03/01/04 | JRK | CAD #   | HZ0603B102R-10-B      | TOOL #           | - |                           |  |
| REV                                    | DESCRIPTION                  | DATE     | INT |   |                       |                  |   |                           |  |