

ELM Modular Terminal Block

Angled Wire Entry

.200"/5.0 mm

Stackable terminal block with wire entry at a 35° angle to the plane of the board. The ELM family consists of precision molded 2- and 3-position screw termination modules with interlocking side ribs. Modules can be readily and firmly joined together and assembled to length without loss of pin spacing.

PCD's high reliability floating vise clamp screw termination assures direct high pressure interconnection between contact and wire. Two-piece construction of the floating clamp prevents screw torque from being transmitted to the pin and damaging the solder joint.

Expanded 12-28 AWG wire range with minimized connector size provides a low-profile termination for #12 AWG applications.

High temperature polyester compound provides for dimensional stability during solder operation.

MATERIALS:

Housing: Black polyester (green optional)

Contact: Copper alloy

Plating: Electrolytic tin

Hardware: #4-40 steel screw, zinc plated

SPECIFICATIONS:

Maximum Operating Temperature: 105°C

Dielectric Withstanding: 3000 V

Current Rating: 10 A

Operating Voltage: 300 V

Insulation Resistance: 10¹¹ ohms

Wire Range: AWG #12-28

Wire Pullout Force: Meets UL 486

INSTALLATION:


Wire Strip Length: .250"


Tightening Torque: 7 in.-lbs.

Hole Diameter: .051"

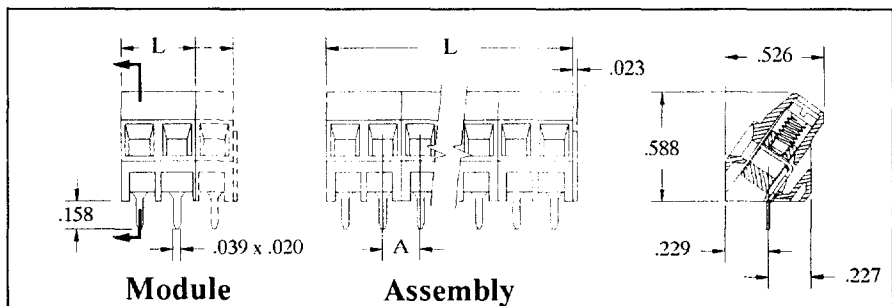
APPROVALS:

 UL recognized under File No. E83421

 CSA recognized under File No. LR69703-2



- ACCEPTS #12 TO #28 AWG
- REDUCED PROFILE
- INTERLOCKING MODULES
- MOVING VISE CLAMP WIRE TERMINATION
- HIGH TEMPERATURE POLYESTER



STYLE	POS	.200" CENTERS (A)		5.0 MM CENTERS (A)	
		CATALOG #	L INCHES	CATALOG #	L MM
MODULE	2	ELM023200	.40	ELM023100	10.0
	3	ELM033200	.60	ELM033100	15.0
	4	ELM043200	.80	ELM043100	20.0
ASSEMBLY	5	ELM053200	1.00	ELM053100	25.0
	6	ELM063200	1.20	ELM063100	30.0
	7	ELM073200	1.40	ELM073100	35.0
	8	ELM083200	1.60	ELM083100	40.0
	9	ELM093200	1.80	ELM093100	45.0
	10	ELM103200	2.00	ELM103100	50.0
	11	ELM113200	2.20	ELM113100	55.0
	12	ELM123200	2.40	ELM123100	60.0
	13	ELM133200	2.60	ELM133100	65.0
	14	ELM143200	2.80	ELM143100	70.0
	15	ELM153200	3.00	ELM153100	75.0
	16	ELM163200	3.20	ELM163100	80.0
	17	ELM173200	3.40	ELM173100	85.0
	18	ELM183200	3.60	ELM183100	90.0
	19	ELM193200	3.80	ELM193100	95.0
	20	ELM203200	4.00	ELM203100	100.0
	21	ELM213200	4.20	ELM213100	105.0
	22	ELM223200	4.40	ELM223100	110.0
	23	ELM233200	4.60	ELM233100	115.0
	24	ELM243200	4.80	ELM243100	120.0



FOR RAPID PRICING, SAMPLES OR ASSISTANCE, **1-800-2-FAX-PCD**
FAX THE PCD EXPRESS HOTLINE: