


### SERIES 38H

#### Sealed Surface Mount Subminiature Pushbutton Switches

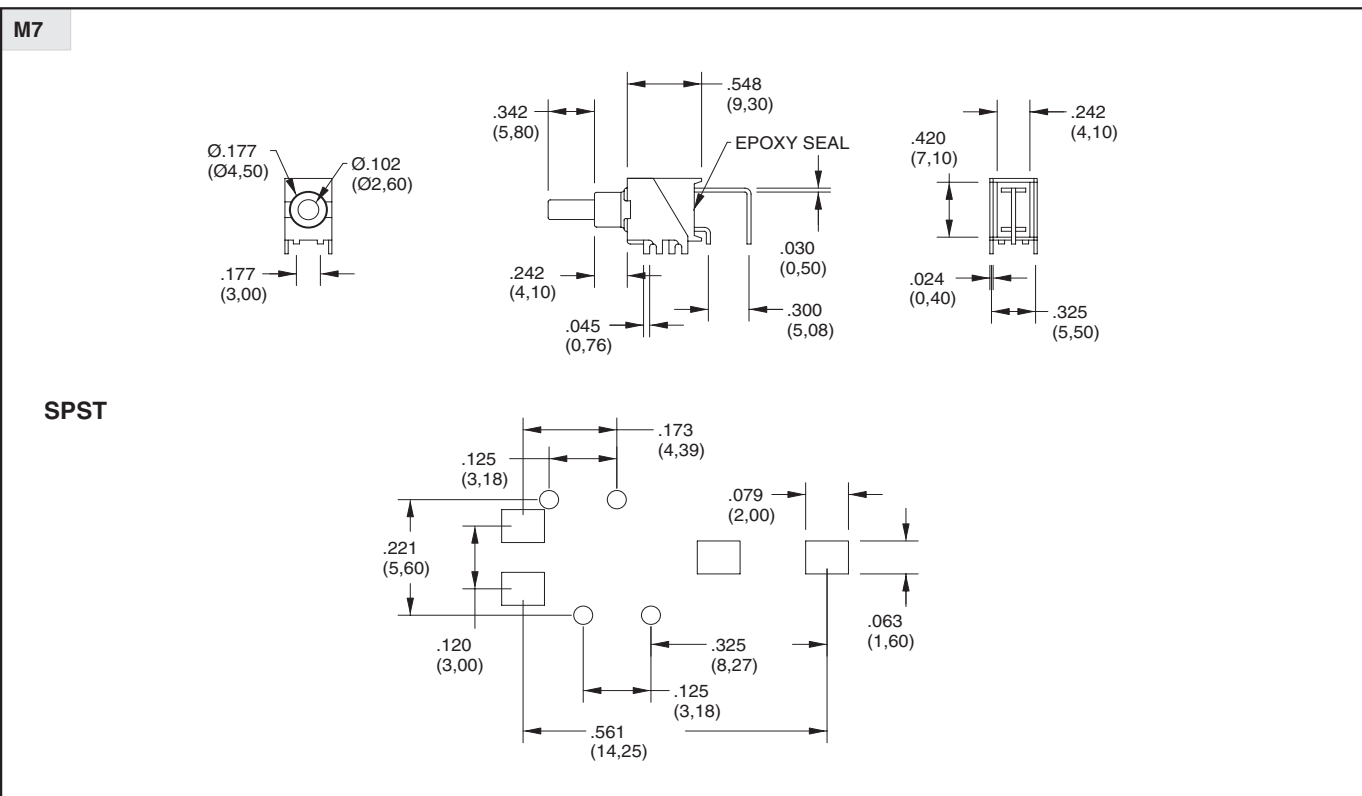
#### FEATURES

- ï Surface Mount Process Compatible
- ï Sealed Construction
- ï Solder-Coated Terminals
- ï Tape and Reel Packaging
- ï SPST and SPDT Momentary Contact
- Sealed Per IP67



### SERIES 38H

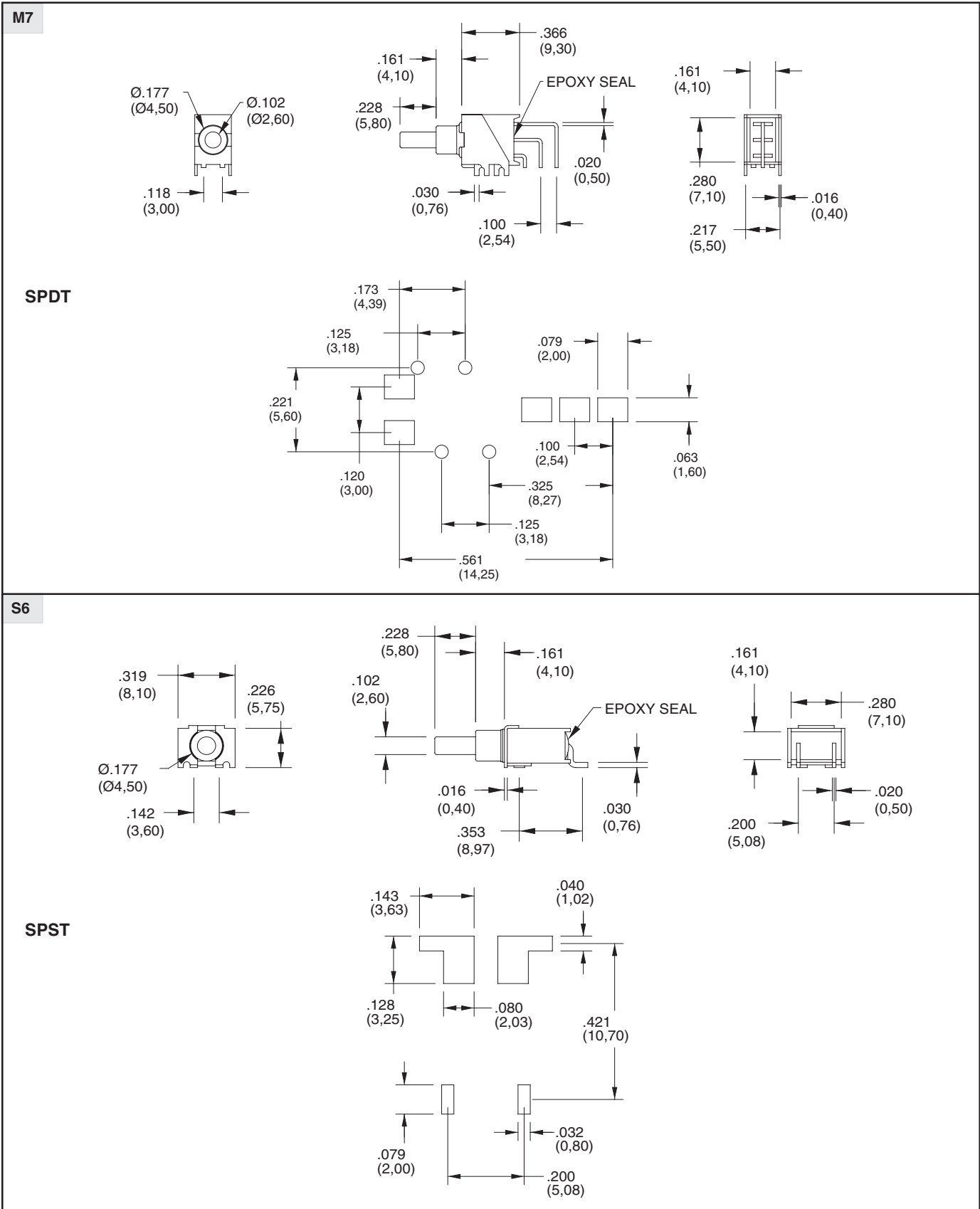
#### DIMENSIONS In inches (and millimeters)



Pushbutton Switches

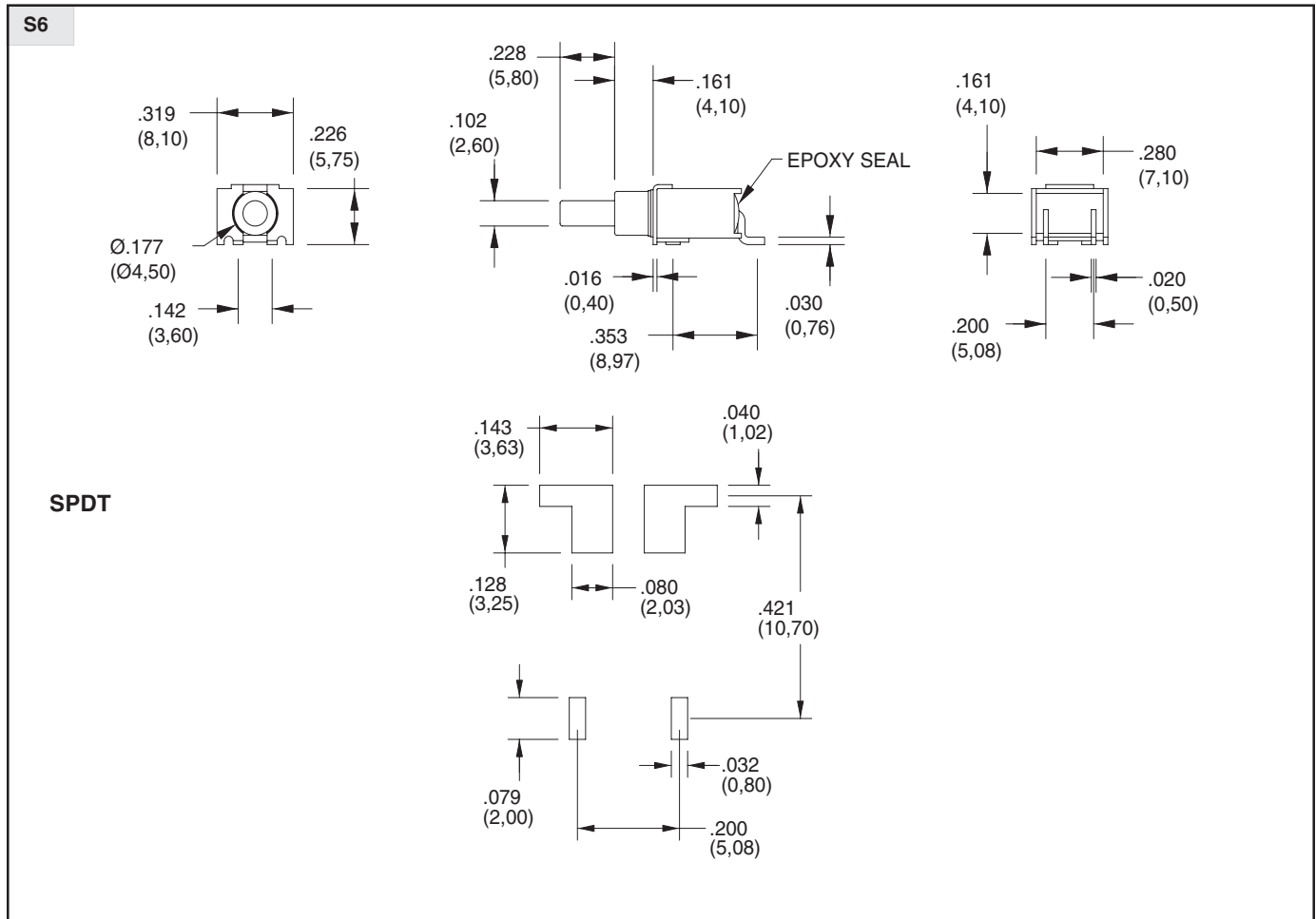
**SERIES 38H**

**DIMENSIONS** In inches (and millimeters)



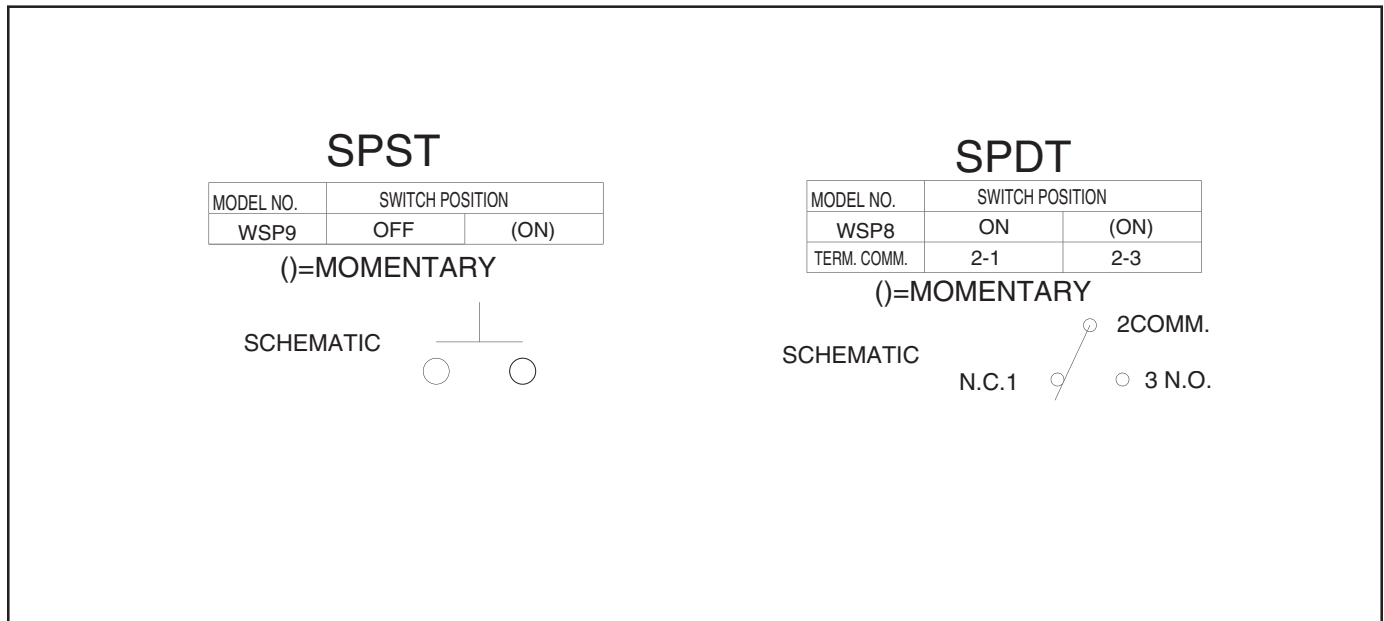
**SERIES 38H**

**DIMENSIONS** In inches (and millimeters)



Pushbutton Switches

**Circuitry**



## SERIES 38H

### SPECIFICATIONS

#### Rating Criteria

**Operating Life:** 30,000 make-and-break cycles at full load

#### Contact Rating (resistive load):

R Option: 0.4 VA maximum at 20 Vac or Vdc maximum

Q & G Options: 1A max at 125 Vac or 28 Vdc

**Contact Resistance:** 20 milliohms max initial at 2-4 Vdc, 100 mA

**Insulation Resistance:** 1000 megaohms minimum

**Voltage Breakdown:** 1500 Vrms minimum at sea level

**Operating Temperature:** -30°C. to +85°C.

**Contact System:** Copper alloy

**Switch Support:** Brass, tin-plated

#### Materials and Finishes

**Case:** Glass Filled Nylon 4/6, UL94V-

**Plunger:** Thermoplastic Polyester(UL 94V-0) (with internal o-ring seal)

**Terminals:** Copper alloy

**Spring:** Plated Music Wire

### ORDERING INFORMATION

SERIES	MODEL NO.	TERMINATION	CONTACT	SEAL
<b>38H</b>	<b>WSP8</b>	<b>M7</b>	<b>R</b>	<b>T</b>
Sealed Surface Mount Subminiature Pushbutton Switches	Options: WSP8, WSP9 (see models for switching positions)	Options: M7, S6 (see termination options)	R = Copper alloy, gold plate over nickel plate.  G = Copper alloy, Gold plate over silver plate  Q = Copper alloy, Silver Plate	T = Lead Free and RoHS compliant

Pushbutton Switches