


CDBURT0230LL-HF

Forward Current = 200 mA
Reverse Voltage = 30 Volts

RoHS Device
Halogen Free

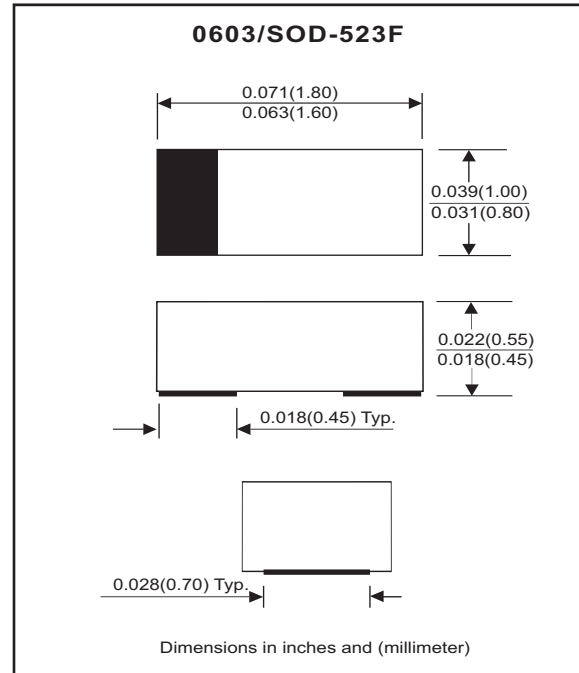


Features

- Ultra low forward voltage.
- Designed for mounting on small surface.
- Extremely thin / leadless package.
- Low profile package is 30% thinner than standards 0603
- Majority carrier conduction.

Mechanical data

- Case: 0603/SOD-523F standard package, molded plastic.
- Terminals: Gold plated, solderable per MIL-STD-750,method 2026.
- Polarity: Indicated by cathode band.
- Marking code: BS
- Mounting Position: Any
- Weight: 0.0019 grams approx.



Circuit diagram



Maximum Rating (at TA=25°C unless otherwise noted)

Parameter	Conditions	Symbol	Min	Typ	Max	Unit
Repetitive peak reverse voltage		VRRM			30	V
Reverse voltage		VR			20	V
Average forward current		IO			200	mA
Peak forward Current		IFM			500	mA
Forward current,surge peak	8.3ms single half sine-wave superimposed on rate load(JEDEC method)	IFSM			1	A
Typical thermal resistance		RθJA		260		°C/W
Junction temperature		Tj	-55		+125	°C
Storage temperature		TSTG	-55		+125	°C

Electrical Characteristics (at TA=25°C unless otherwise noted)

Parameter	Conditions	Symbol	Min	Typ	Max	Unit
Forward voltage	IF = 200 mA	VF			0.39	V
Reverse current	VR = 10 V	IR			30	uA
Capacitance	VR = 1 V, f=1MHz	C		30		pF

RATING AND CHARACTERISTIC CURVES (CDBURT0230LL-HF)

Fig. 1 - Forward current vs. Forward voltage

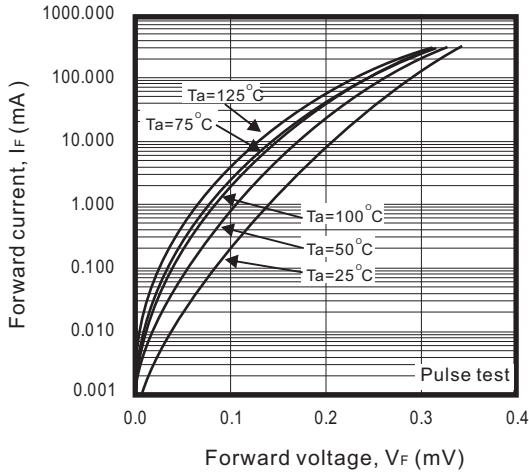


Fig. 2 - Reverse current vs. Reverse voltage

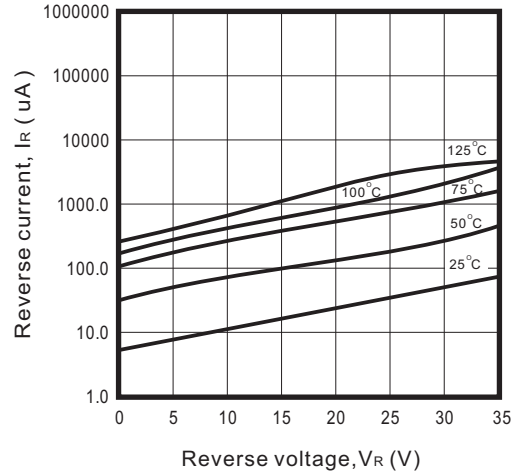


Fig.3 - VZ characteristic

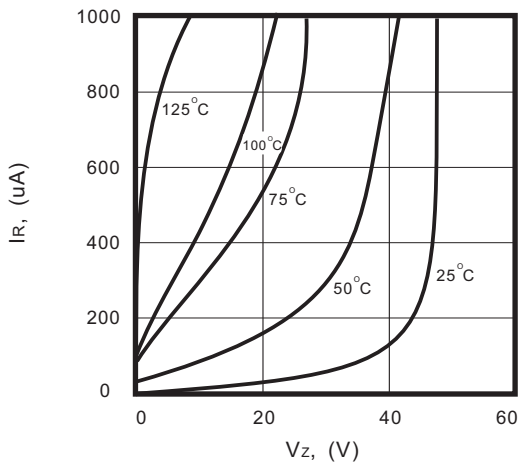


Fig.4 - Current derating curve

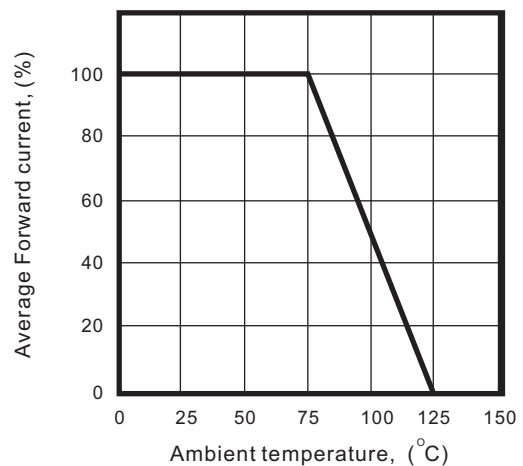
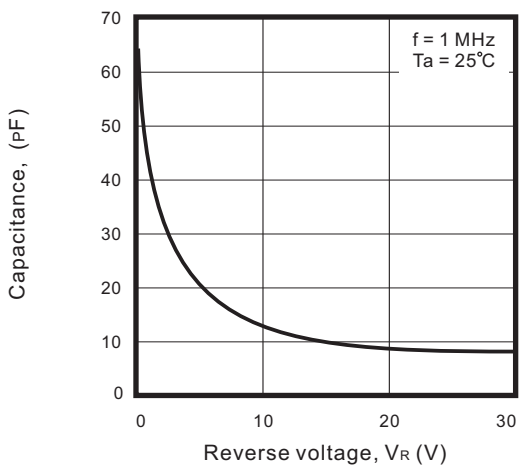
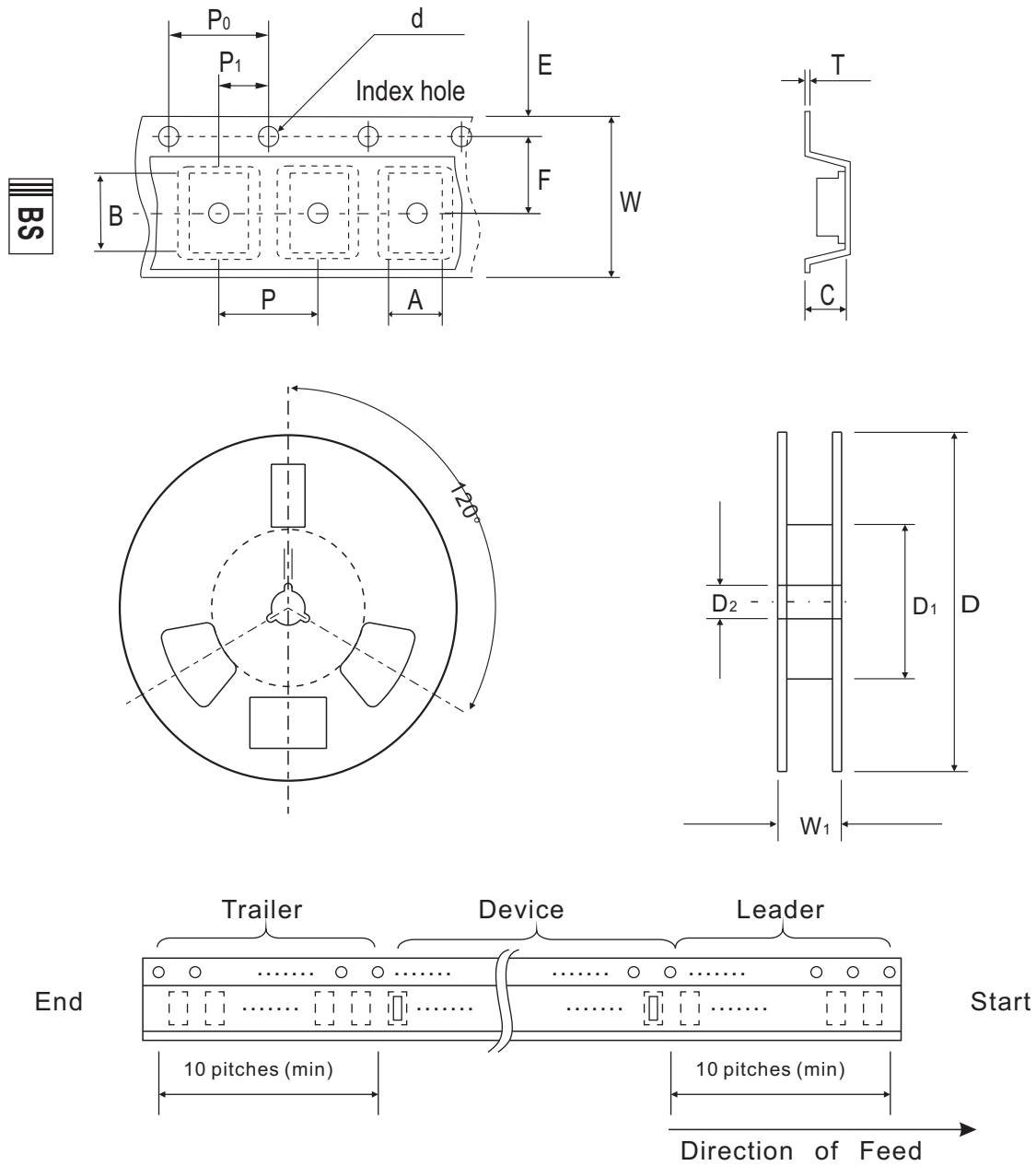


Fig.3 - Capacitance between terminals characteristics



Reel Taping Specification



0603 (SOD-523F)	SYMBOL	A	B	C	d	D	D ₁	D ₂
	(mm)	1.05 ± 0.05	1.96 ± 0.05	0.57 ± 0.05	1.50 + 0.10	178 ± 1	60.0 MIN.	13.0 ± 0.20
	(inch)	0.041 ± 0.002	0.077 ± 0.002	0.022 ± 0.002	0.059 ± 0.004	7.008 ± 0.04	2.362 MIN.	0.512 ± 0.008

0603 (SOD-523F)	SYMBOL	E	F	P	P ₀	P ₁	T	W	W ₁
	(mm)	1.75 ± 0.10	3.50 ± 0.05	4.00 ± 0.10	4.00 ± 0.05	2.00 ± 0.05	0.20 ± 0.03	8.00 ± 0.20	13.5 MAX.
	(inch)	0.069 ± 0.004	0.138 ± 0.002	0.157 ± 0.004	0.157 ± 0.004	0.079 ± 0.002	0.008 ± 0.001	0.315 ± 0.008	0.531 MAX.

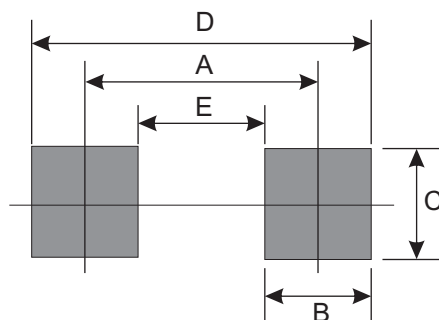
Marking Code

Part Number	Marking Code
CDBURT0230LL-HF	BS



Suggested PAD Layout

SIZE	0603/SOD-523F	
	(mm)	(inch)
A	1.25	0.049
B	0.60	0.024
C	1.00	0.039
D	1.85	0.073
E	0.65	0.026



Standard Packaging

Case Type	Qty Per Reel	Reel Size
	(Pcs)	(inch)
0603/SOD-523F	4,000	7