

CURRENT SENSE TRANSFORMERS

DESIGNED FOR SWITCHING
POWER SUPPLY APPLICATIONS
PRIMARY WINDING FURNISHED
PRIMARY PEAK SENSE CURRENT
20 AMPS OR GREATER
3750V RMS HI-POT

Electrical Specifications at 25°C

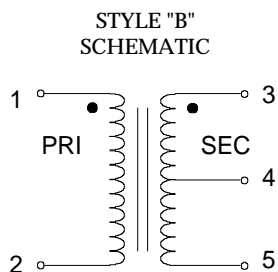
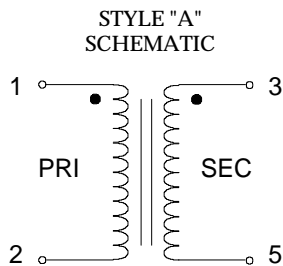
Part Number	Schematic Style	Secondary Turns	Secondary Induct. min. (mH)	DCR max. (Ω)	Terminating Resistance (Ω)	Pri. Unipolar Amp-microsec. Max. Rating	Pri. Bipolar Amp-microsec. Max. Rating
T-20100	A	50	5.0	0.70	50	150	300
T-20101	A	100	20.0	1.40	100	300	600
T-20102	A	200	80.0	4.70	200	600	1200
T-20103	A	300	180.0	11.00	300	900	1800
T-20104	B	50CT	5.0	0.70	50	150	300
T-20105	B	100CT	20.0	1.40	100	300	600
T-20106	B	200CT	80.0	4.50	200	600	1200
T-20107	B	300CT	180.0	11.00	300	900	1800

Maximum ratings specified with rated secondary terminating resistance and 1 turn.

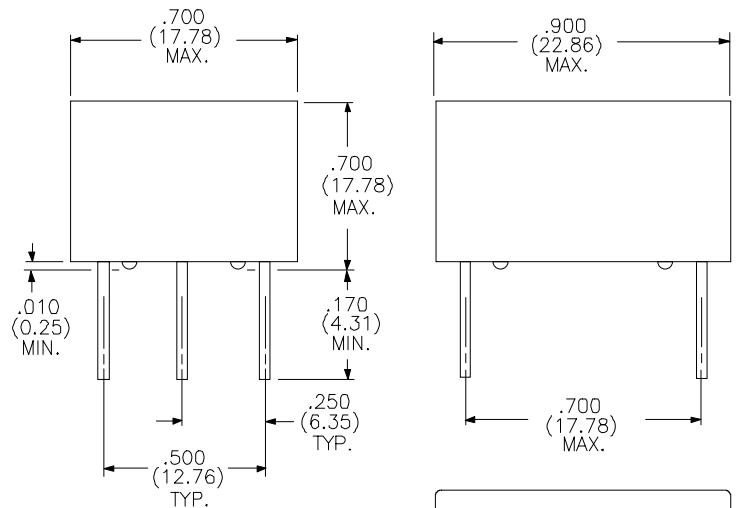
Amp-μsec rating of primary equals volt-μsec rating of secondary when secondary is terminated into rated resistance.

Maximum operating temperature 105°C.

For further details refer to data sheets



Physical Dimensions inches (mm)



PRIMARY Leads: 16AWG

SECONDARY Leads: 20AWG

