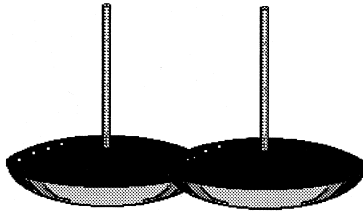


35 Amp Silicon Automotive Dish Rectifiers

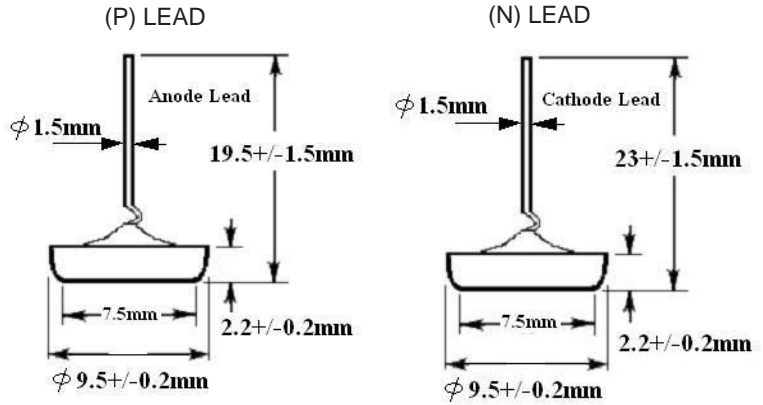
FDR3502~3506

Description



9.5 Dish

Mechanical Dimensions



Dimension in mm

Features

- * Low forward voltage drop
- * High current capability
- * High reliability
- * High surge current capability

Mechanical Data

- * Case: OFC Heat Sink
- * Encap: Epoxy Sealed Rated UL94V-0
- * Weight: 1.15 gram

MAXIMUM RATINGS AND ELECTRICAL CHARACTERISTICS

Rating at 25°C ambient temperature unless otherwise specified.

	SYMBOL	FDR3502N/P	FDR3504N/P	FDR3506N/P	UNIT
Maximum Peak Repetitive Reverse Voltage@Irrm=10uA	VRRM	200	400	600	V
Maximum RMS Voltage	VRMS	140	280	420	V
Maximum DC Blocking Voltage(TA=25°C)	VB	200	400	600	V
Maximum Average Forward Current Io@Tc=150°C 60 Hz, resistive or inductive load	I(AV)	35			A
Peak Forward Surge Current, 8.3ms single Half sine-wave superimposed on rated load (JEDEC method)	IFSM	450			A
Maximum Inst. Forward Voltage Drop, IF at 80Amp	VF	1.2			V
Maximum DC Reverse Current (VB)@TJ=25°C At Rated DC Blocking Voltage (VB)@TJ=175°C	IR	10 500			uA uA
Operating Junction and Storage Temperature Range	TJ, TSTG	-40 to +175			°C



35 Amp Silicon Automotive Dish Rectifiers

RATINGS AND CHARACTERISTIC CURVES FDR3502 THRU FDR3506

FIG.1 - FORWARD CURRENT DERATING CURVE

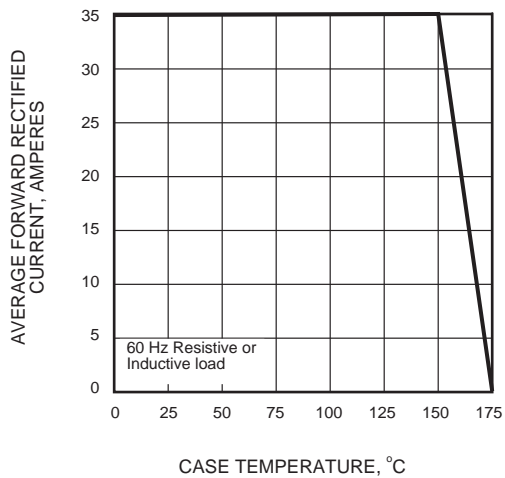


FIG.2 - MAXIMUM NON-REPETITIVE PEAK FORWARD SURGE CURRENT

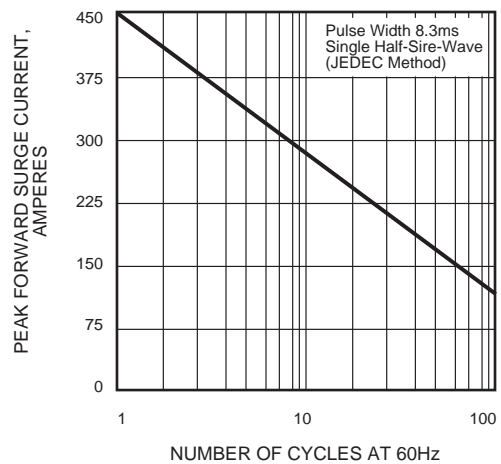


FIG.3 - TYPICAL INSTANTANEOUS FORWARD CHARACTERISTICS

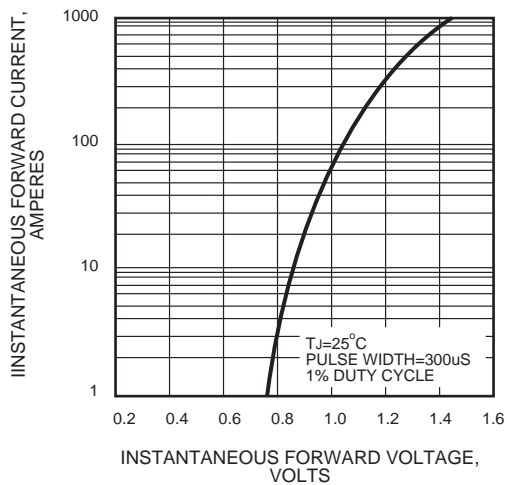


FIG.4 - TYPICAL REVERSE CHARACTERISTICS

