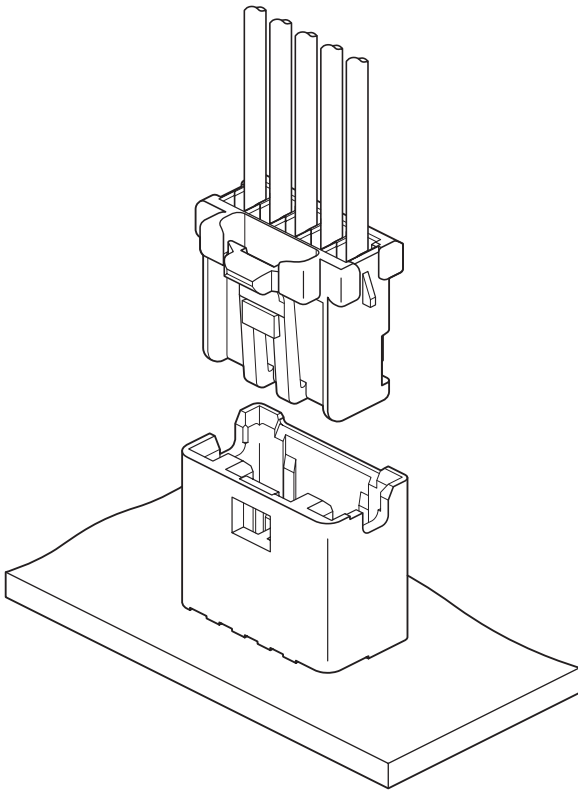


PNI CONNECTOR

2.0mm pitch/Disconnectable Crimp style connectors



This is a 2.0mm pitch wire-to-board connector, having incomplete mating prevention mechanism.

- Inertial lock structure
- Finger-friendly design
- Secure locking structure

Specifications

- Current rating: 3A AC, DC (AWG#22)
- Voltage rating: 100V AC, DC
- Temperature range: -25°C to +85°C
(including temperature rise in applying electrical current)
- Contact resistance: Initial value/ 10m Ω max.
After environmental testing/ 20m Ω max.
- Insulation resistance: 1,000M Ω min.
- Withstanding voltage: 800V AC/minute
- Applicable wire: AWG #28 to #22
- Applicable PC board thickness: 1.6mm

* Compliant with RoHS.

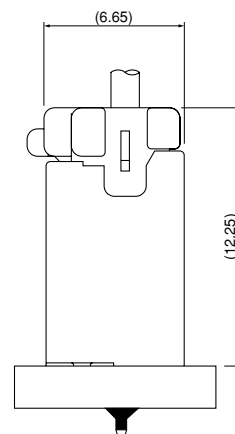
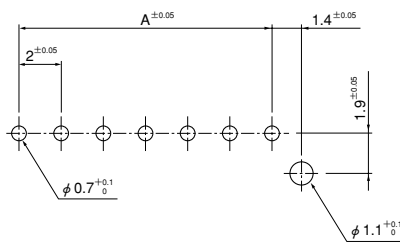
* Refer to "General Instruction and Notice when using Terminals and Connectors" at the end of this catalog.

* Contact JST for details.

Standards

Ⓡ Recognized E60389

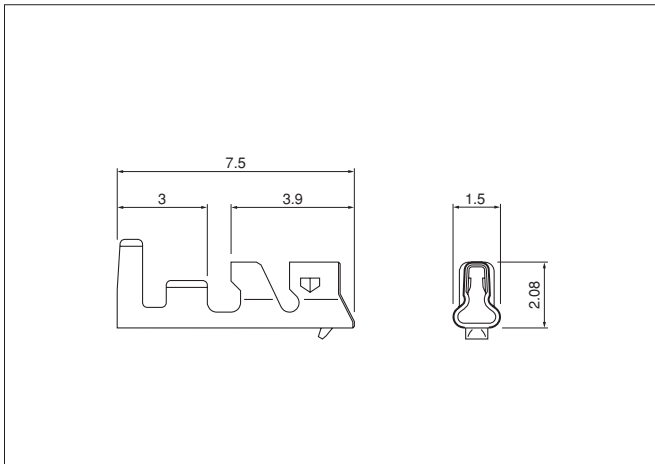
Ⓢ Certified LR20812



Note: 1. The above figure is the figure viewed from the connector mounting side.
2. Tolerances are non-cumulative: ±0.05mm for all centers.
3. Hole dimensions differ according to the kind of PC board and piercing method.
The dimensions above should serve as a guideline. Contact JST for details.

PNI CONNECTOR

Contact



Model No.	Applicable wire		Insulation O.D. (mm)	Q'ty / reel
	mm ²	AWG #		
SPND-001T-C0.5	0.13~0.33	26~22	1.0~1.5	8,000
SPND-002T-C0.5	0.08~0.22	28~24	0.8~1.5	8,000

Material and Finish

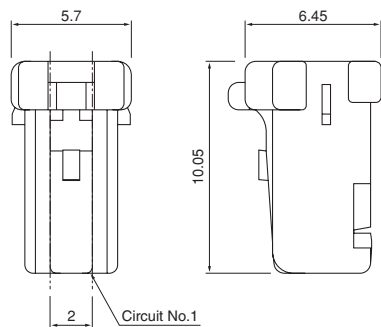
Copper alloy, tin-plated (reflow treatment)

RoHS compliance

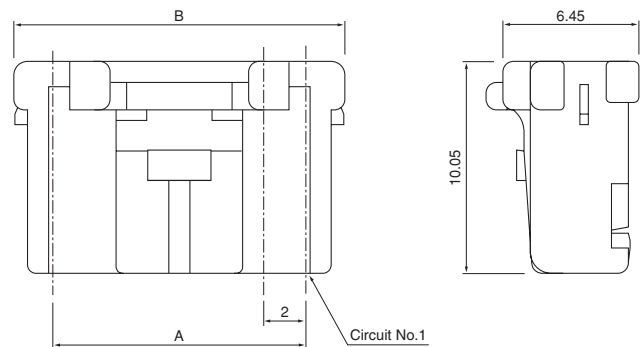
Contact	Crimping machine	Applicator		
		Crimp applicator	Dies	Crimp applicator with dies
SPND-001T-C0.5	AP-K2N	MKS-L	MK/SPND-001-05	APLMK SPND001-05
		—	—	—
SPND-002T-C0.5		MKS-L	MK/SPAD/ND-002-05	APLMK SPAD/ND002-05
		—	—	—

Housing

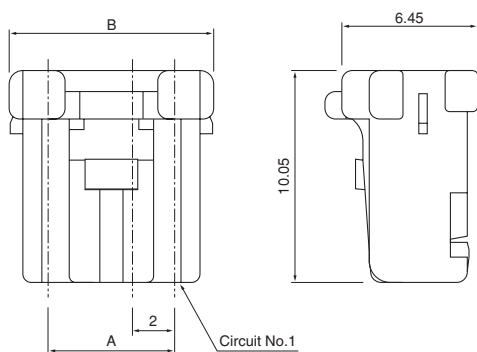
<2 circuits>



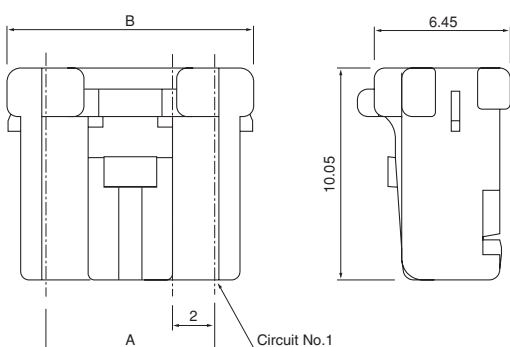
<7 to 10 circuits>



<3, 4 circuits>



<5, 6 circuits>



Circuits	Model No.	Dimensions (mm)		Q'ty / bag
		A	B	
2	PNIRP-02V-S	—	5.7	1,000
3	PNIRP-03V-S	4.0	7.7	1,000
4	PNIRP-04V-S	6.0	9.7	1,000
5	PNIRP-05V-S	8.0	11.7	1,000
6	PNIRP-06V-S	10.0	13.7	1,000
7	PNIRP-07V-S	12.0	15.7	1,000
8	PNIRP-08V-S	14.0	17.7	1,000
9	PNIRP-09V-S	16.0	19.7	1,000
10	PNIRP-10V-S	18.0	21.7	1,000

Material

Glass-filled PBT, UL94V-0, natural (white)

RoHS compliance

<For reference> As the color identification, the following alphabet shall be put in the underlined part. For availability, delivery and minimum order quantity, contact JST.

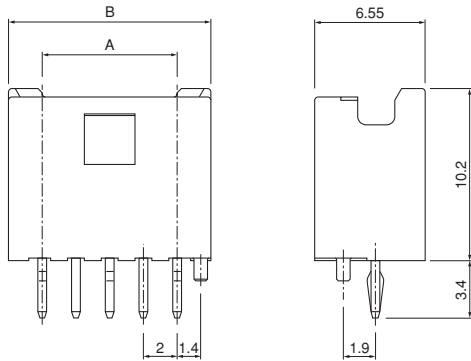
ex. **PNIRP-02V-S**

S...natural (white) M...green R...red E...blue H...gray
LG...light green K...black Y...yellow

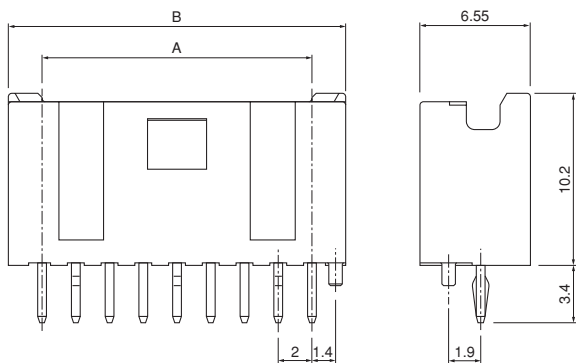
PNI CONNECTOR

Shrouded header

<2 to 7 circuits>



<8 to 10 circuits>



Glass-filled PBT

Circuits	Model No.	Dimensions (mm)		Q'ty / box
	With boss	A	B	
2	B02B-PNISK-1	2.0	6.0	1,000
3	B03B-PNISK-1	4.0	8.0	1,000
4	B04B-PNISK-1	6.0	10.0	500
5	B05B-PNISK-1	8.0	12.0	500

Material and Finish

Post: Copper alloy, copper-undercoated, tin-plated (reflow treatment)
Wafer: Glass-filled PBT, UL94V-0, natural (white)

RoHS compliance This product displays (LF)(SN) on a label.

Glass-filled PA 66

Circuits	Model No.	Dimensions (mm)		Q'ty / box
	With boss	A	B	
2	B02B-PNISK-1A	2.0	6.0	1,000
3	B03B-PNISK-1A	4.0	8.0	1,000
4	B04B-PNISK-1A	6.0	10.0	500
5	B05B-PNISK-1A	8.0	12.0	500
6	B06B-PNISK-1A	10.0	14.0	350
7	B07B-PNISK-1A	12.0	16.0	300
8	B08B-PNISK-1A	14.0	18.0	250
9	B09B-PNISK-1A	16.0	20.0	250
10	B10B-PNISK-1A	18.0	22.0	250

Material and Finish

Post: Copper alloy, copper-undercoated, tin-plated (reflow treatment)
Wafer: Glass-filled PA 66, UL94V-0, natural (white)

RoHS compliance This product displays (LF)(SN) on a label.

<For reference> As the color identification,
the following alphabet shall be put in the underlined part.
For availability, delivery and minimum order quantity, contact JST.

ex. **B02B-PNISK-1**
S...natural (white) M...green R...red E...blue H...gray
K...black

ex. **B02B-PNISK-1A**
S...natural (white) M...green R...red E...blue H...gray
LG...light green Y...yellow