
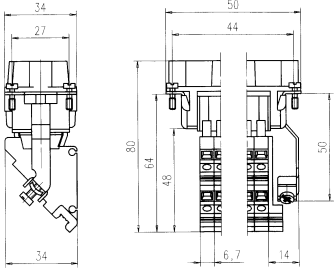
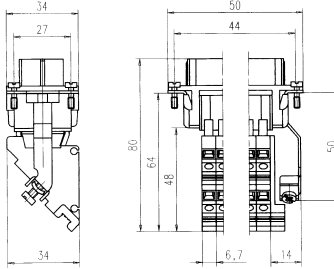

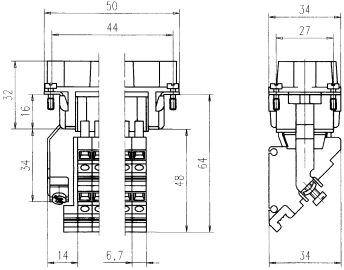
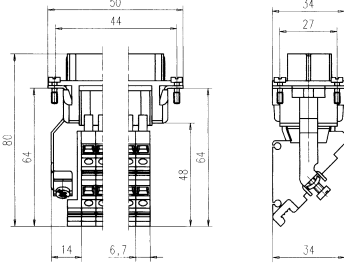



**C 146 E AV**  
Anschlußverteiler  
Terminal blocks

**400 V~ 16 A**

**Steckverbinder**  
Connectors

**Gehäuse siehe Seite 146–173**  
Housings see page 146–173

Bezeichnung - Abbildung Description - Figure	Maßzeichnung 6 + ⊕ <sup>1)</sup> Drawing 6 + ⊕ <sup>1)</sup>	Bestell Nr. / Part No.	
		Stifteinsatz / Male insert	Buchseinsatz / Female insert
Kontakteinsatz Schutzkontakt - <b>links</b> Contact insert protection earth - <b>left</b>  <b>6 + ⊕</b> <b>10 + ⊕</b> <b>16 + ⊕</b> <b>24 + ⊕</b> 	Stifteinsatz Male insert   Buchseinsatz Female insert 	C146 12A006 102 1 C146 12A010 102 1 C146 12A016 102 1 C146 12A024 102 1	C146 12B006 102 1 C146 12B010 102 1 C146 12B016 102 1 C146 12B024 102 1
Kontakteinsatz Schutzkontakt - <b>rechts</b> Contact insert protection earth - <b>right</b>  <b>6 + ⊕</b> <b>10 + ⊕</b> <b>16 + ⊕</b> <b>24 + ⊕</b> 	Stifteinsatz Male insert   Buchseinsatz Female insert 	C146 12A006 152 1 C146 12A010 152 1 C146 12A016 152 1 C146 12A024 152 1	C146 12B006 152 1 C146 12B010 152 1 C146 12B016 152 1 C146 12B024 152 1
Zubehör / Accessories			
Tragschienenadapter Fixing element 	C146 N21 040 E1 X (10 Stk./10 pcs)		

<sup>1)</sup> Weitere Maße der Steckverbinder siehe Serie C146 E, Seite 52 - 58 / Further dimensions for the connectors see series C146 E, page 52 - 58