



DC COMPONENTS CO., LTD.
RECTIFIER SPECIALISTS

DLQ5221B
THRU
DLQ5259B

TECHNICAL SPECIFICATIONS OF GLASS SILICON ZENER DIODES

FEATURES

- * Voltage Range: 2.4V to 39V
- * Double slug type construction

MECHANICAL DATA

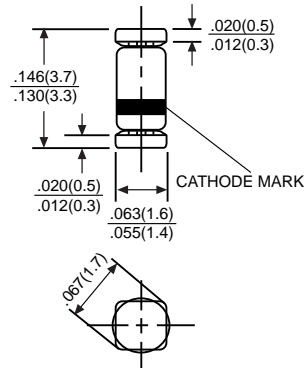
- * Case: Glass sealed case Quadro Melf
- * Terminals: Solder plated, solderable per MIL-STD-750, Method 2026 guaranteed
- * Polarity: Color band denotes cathode end
- * Mounting position: Any
- * Weight: 0.05 grams Approx.

MAXIMUM RATINGS AND ELECTRICAL CHARACTERISTICS

Ratings at 25 °C ambient temperature unless otherwise specified.
Single phase, half wave, 60 Hz, resistive or inductive load.
For capacitive load, derate current by 20%.



Quadro Melf



Dimensions in inches(millimeters)

	SYMBOL	VALUE	UNITS
Zener Current see Table "Characterisitics"			
Power Dissipation at Tamb=25°C	P _{tot}	500 ⁽¹⁾	mW
Junction Temperature	T _j	175	°C
Storage Temperature Range	T _{stg}	-55 to + 175	°C
Thermal Resistance Junction to Ambient Air	R _{thA}	- - 0.3 ⁽¹⁾	K/mW Typ. Min. Max.
Forward Voltage at I _F =100mA	V _F	- - 1	Volts Typ. Min. Max.

1)Valid Provided that leads are kept at ambient temperature at a distance of 10 mm from case.

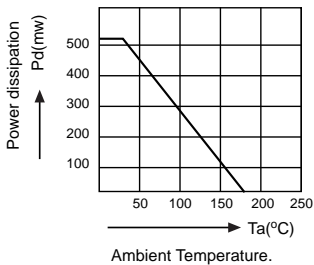
NOTE: Suffix "B" indicates Zener Voltage Tolerance ± 5%

RATING AND CHARACTERISTIC CURVES (DLQ5221B THRU DLQ5259B)

TYPE	Nominal Zener Voltage $V_Z @ I_{ZT}$	Zener Test Current I_{ZT}	Maximum Zener Impedance		I_{ZK}	Maximum Reverse Leakage Current		Typical Temperature Coefficient	Max. Zener Current $I_{ZM} @ T_A$
			$Z_{ZT} @ I_{ZT}$	$Z_{ZT} @ I_{ZK}$		$I_R @ V_R$			
	Volts	mA	Ohms	Ohms	mA	μA	Volts	% / °C	mA
DLQ5221B	2.4	20	30	1200	0.25	100	1.0	-0.070	188
DLQ5222B	2.5	20	30	1250	0.25	100	1.0	-0.065	180
DLQ5223B	2.7	20	30	1300	0.25	75	1.0	-0.060	167
DLQ5225B	3.0	20	30	1600	0.25	50	1.0	-0.055	150
DLQ5226B	3.3	20	28	1600	0.25	25	1.0	± 0.030	136
DLQ5227B	3.6	20	24	1700	0.25	15	1.0	± 0.030	126
DLQ5228B	3.9	20	23	1900	0.25	10	1.0	+0.038	115
DLQ5229B	4.3	20	22	2000	0.25	5	1.0	+0.038	106
DLQ5230B	4.7	20	19	1900	0.25	5	2.0	+0.045	97
DLQ5231B	5.1	20	17	1600	0.25	5	2.0	+0.050	89
DLQ5232B	5.6	20	11	1600	0.25	5	3.0	+0.058	81
DLQ5233B	6.0	20	9	1600	0.25	5	3.5	+0.060	76
DLQ5234B	6.2	20	7	1000	0.25	5	4.0	+0.062	73
DLQ5235B	6.8	20	5	750	0.25	3	5.0	+0.065	67
DLQ5236B	7.5	20	6	500	0.25	3	6.0	+0.068	61
DLQ5237B	8.2	20	8	500	0.25	3	6.0	+0.075	55
DLQ5238B	8.7	20	9	600	0.25	3	6.5	+0.075	52
DLQ5239B	9.1	20	10	600	0.25	3	6.5	+0.076	50
DLQ5240B	10	20	17	600	0.25	3	8.0	+0.077	45
DLQ5241B	11	20	22	600	0.25	3	8.4	+0.079	41
DLQ5242B	12	20	30	600	0.25	2	9.1	+0.082	38
DLQ5243B	13	9.5	13	600	0.25	1	9.9	+0.082	35
DLQ5244B	14	9.0	14	600	0.25	0.5	10	+0.082	32
DLQ5245B	15	8.5	16	600	0.25	0.1	11	+0.083	30
DLQ5246B	16	7.8	17	600	0.25	0.1	12	+0.084	28
DLQ5247B	17	7.4	19	600	0.25	0.1	13	+0.084	27
DLQ5248B	18	7.0	21	600	0.25	0.1	14	+0.085	25
DLQ5249B	19	6.6	23	600	0.25	0.1	14	+0.085	24
DLQ5250B	20	6.2	25	600	0.25	0.1	15	+0.086	23
DLQ5251B	22	5.6	29	600	0.25	0.1	17	+0.086	21
DLQ5252B	24	5.2	33	600	0.25	0.1	18	+0.087	19.1
DLQ5253B	25	5.0	36	600	0.25	0.1	19	+0.087	18.2
DLQ5254B	27	4.6	41	600	0.25	0.1	21	+0.087	16.8
DLQ5255B	28	4.5	44	600	0.25	0.1	21	+0.089	16.2
DLQ5256B	30	4.2	49	600	0.25	0.1	23	+0.090	15.1
DLQ5257B	33	3.8	58	700	0.25	0.1	25	+0.091	13.8
DLQ5258B	36	3.4	70	700	0.25	0.1	27	+0.091	12.6
DLQ5259B	39	3.2	80	800	0.25	0.1	30	+0.092	11.6

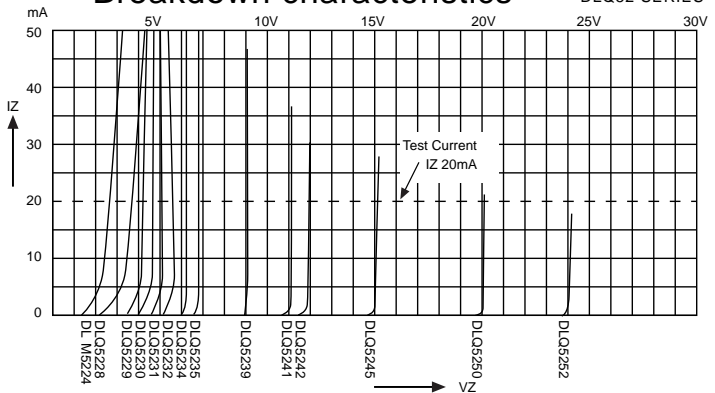
NOTE: Standard Zener Voltage Tolerance $\pm 5\%$

changes in the power dissipation due to the ambient temperature.



Breakdown characteristics

DLQ52 SERIES



DC COMPONENTS CO., LTD.