

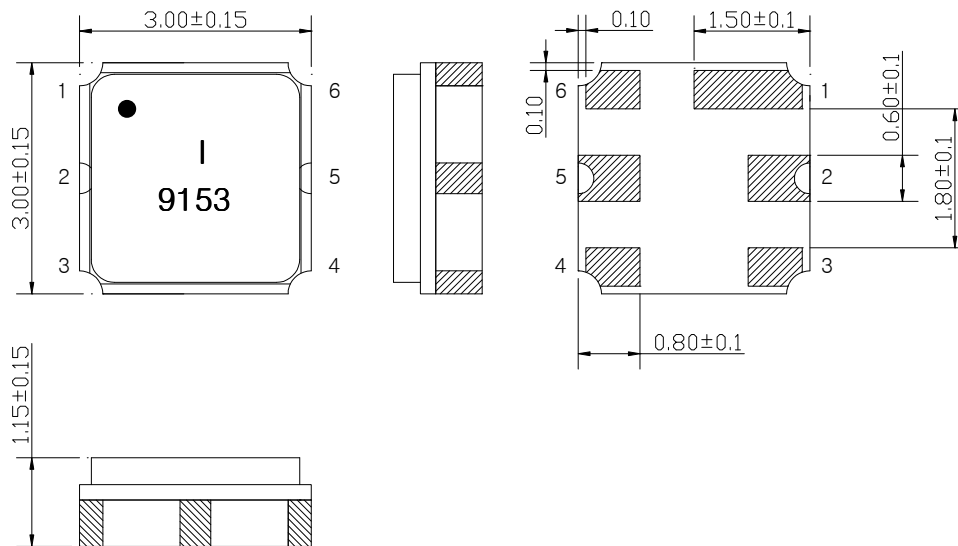
SAW Bandpass Filter F9153



Features

- RF bandpass filter
- Usable bandwidth 5MHz
- High attenuation
- No matching 50Ω single-ended operation
- Ceramic Surface Mounted Device Package (3.0 mm × 3.0 mm)
- RoHS compliant

Package Dimensions



Dimensions shown are nominal in millimeters

Body : Al₂O₃ Ceramic

Lid : Kovar, Ni Plated

Terminations : Au plating 0.3 ~ 1.0 um, Over a 1.27 ~ 8.89 um
Ni Plating

Pin Configurations	
2	Input
5	Output
1, 3, 4, 6	Case ground

Maximum Ratings

Parameters	Unit	Minimum	Typical	Maximum
Operating Temperature Range	°C	-40	25	85
Storage Temperature Range	°C	-45	25	85
Power Handling Capability	dBm			15

Electrostatics Sensitive Device (ESD)

	ITF Co., Ltd. 102-901, Bucheon Technopark 364, Samjeong-Dong, Ojeong-Gu, Bucheon-City, Gyeonggi-Do, Korea 421-809	Part No.	F9153	
		Rev. Date	2010-03-15	
		Rev.	NR8011-AS03	1/7

SAW Bandpass Filter F9153




Specifications

	Minimum	Typical	Maximum	Unit
Center Frequency (Fc)	-	915	-	MHz
Insertion Loss (In Fc \pm 2.5 MHz)	-	2.5	3.5	dB
Amplitude Ripple (In Fc \pm 2.5 MHz)	-	0.5	1.0	dB
VSWR (In Fc \pm 2.5 MHz)	-	1.5	2.0	
Relative Attenuation				
0.3 MHz ~ 840 MHz	40	50	-	dB
869 MHz ~ 894 MHz	30	40	-	
970 MHz ~ 1500 MHz	35	40	-	
1500 MHz ~ 3000 MHz	25	30	-	
Input/Output Impedance		50		Ohm

Notes :

- 1) All specifications are based on the matching schematic shown below, measured by Agilent Network analyzer and full 2 port calibration.
- 2) Electrical margin has been built into the design to account for the variations due to temperature drift and manufacturing tolerances

	ITF Co., Ltd. 102-901, Bucheon Technopark 364, Samjeong-Dong, Ojeong-Gu, Bucheon-City, Gyeonggi-Do, Korea 421-809	Part No.	F9153	
		Rev. Date	2010-03-15	
		Rev.	NR8011-AS03	2/7

SAW Bandpass Filter F9153



Matching Schematic

(Actual matching values may vary due to PCB layout and parasitics)



Marking Configuration

●¹⁾
I²⁾
9153³⁾

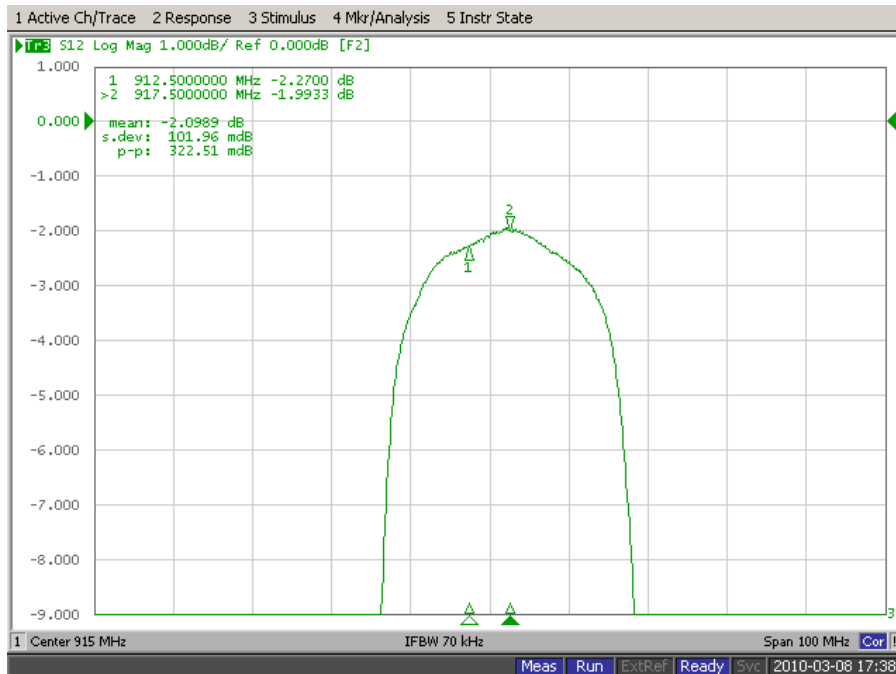
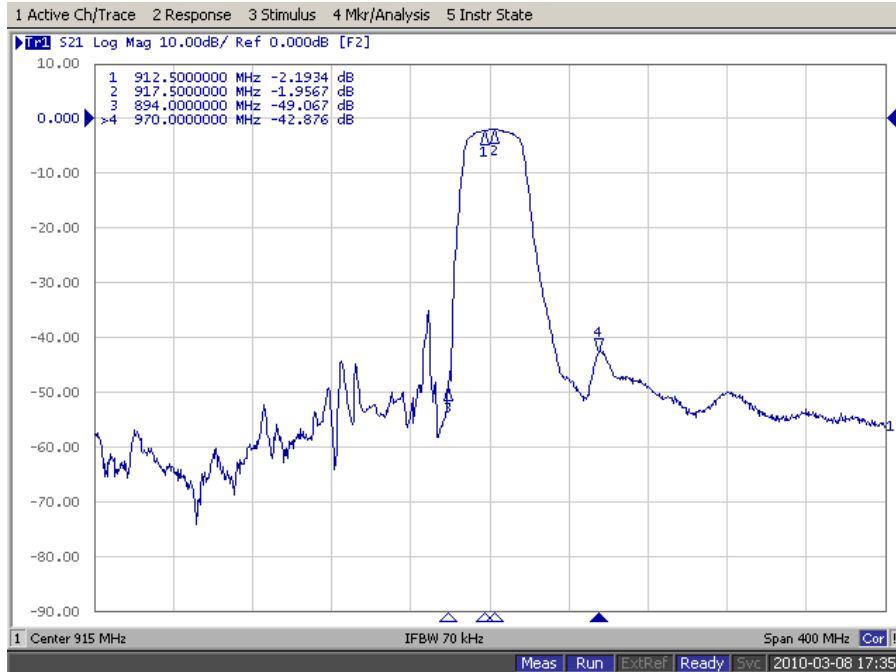
- 1) Pad Number 1 Index
- 2) Manufacturer name
- 3) Marking Number

	ITF Co., Ltd. 102-901, Bucheon Technopark 364, Samjeong-Dong, Ojeong-Gu, Bucheon-City, Gyeonggi-Do, Korea 421-809	Part No.	F9153	
		Rev. Date	2010-03-15	
		Rev.	NR8011-AS03	3/7

SAW Bandpass Filter F9153



Frequency Response

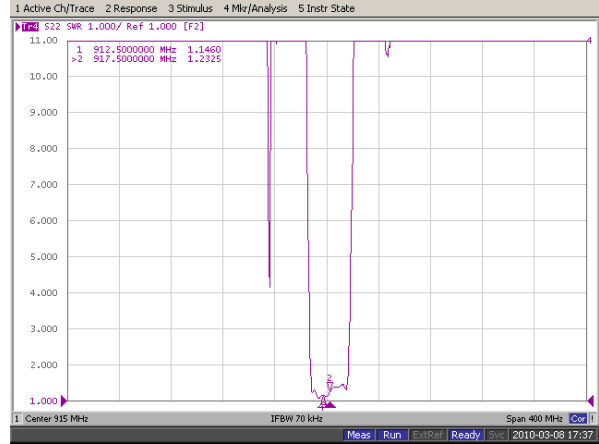
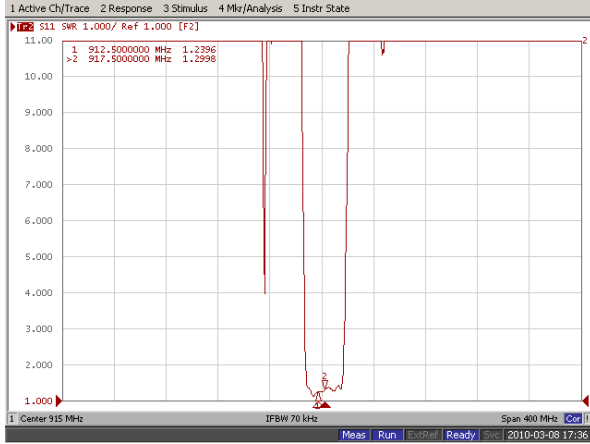


	ITF Co., Ltd. 102-901, Bucheon Technopark 364, Samjeong-Dong, Ojeong-Gu, Bucheon-City, Gyeonggi-Do, Korea 421-809	Part No.	F9153	
		Rev. Date	2010-03-15	
		Rev.	NR8011-AS03	4/7

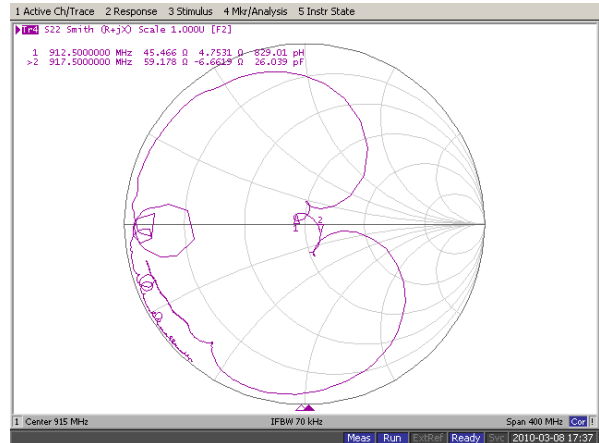
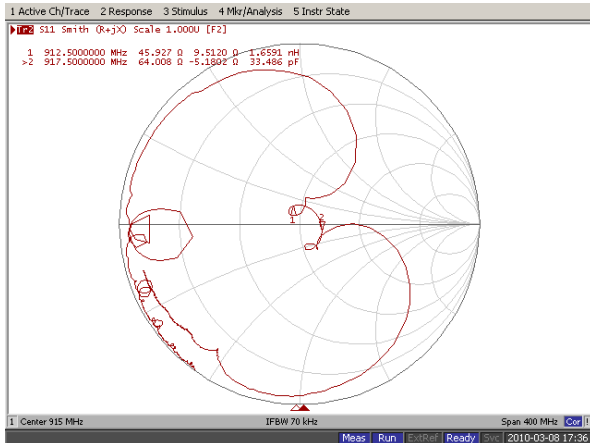
SAW Bandpass Filter F9153



Input / Output VSWR Charts



Input / Output Smith Charts



ITF Co., Ltd.
 102-901, Bucheon Technopark 364,
 Samjeong-Dong, Ojeong-Gu, Bucheon-City,
 Gyeonggi-Do, Korea 421-809

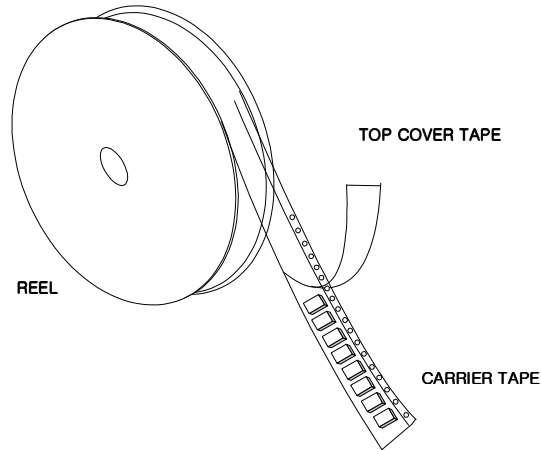
Part No.	F9153	
Rev. Date	2010-03-15	
Rev.	NR8011-AS03	5/7

SAW Bandpass Filter F9153



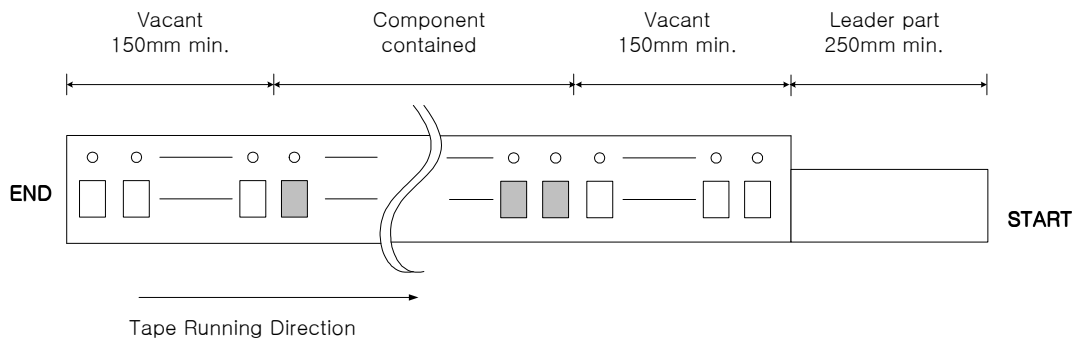
Packing Specification

1. Reeling Quantity : 3000 pcs / 13" reel (or 1000 pcs / 7" reel)
2. Taping Structure : The tape shall be wound around the reel in the direction shown below.



Tape Specification

1. Leader part and vacant position specification

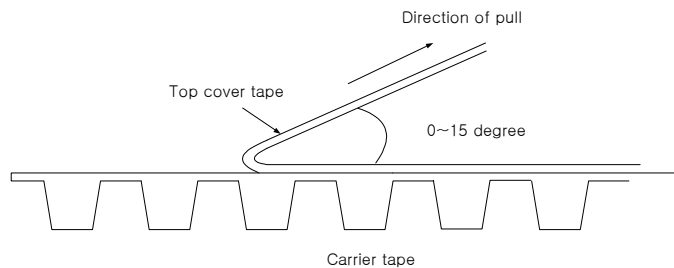


2. Tensile strength of carrier tape

4.4N/mm width

3. Top cover tape adhesion

- 1) pull off angle : 0~15°
- 2) speed : 300mm/min
- 3) force : 20~70g

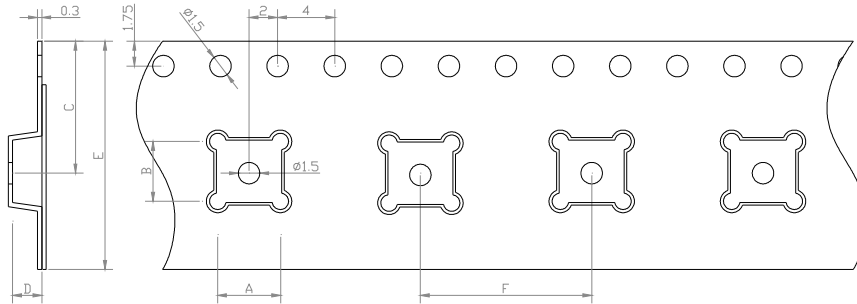


	ITF Co., Ltd. 102-901, Bucheon Technopark 364, Samjeong-Dong, Ojeong-Gu, Bucheon-City, Gyeonggi-Do, Korea 421-809	Part No.	F9153	
		Rev. Date	2010-03-15	
		Rev.	NR8011-AS03	6/7

SAW Bandpass Filter F9153

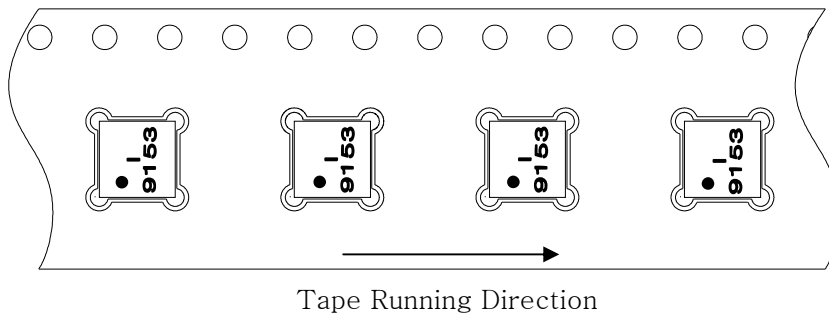


Carrier Tape Dimensions [unit : mm]

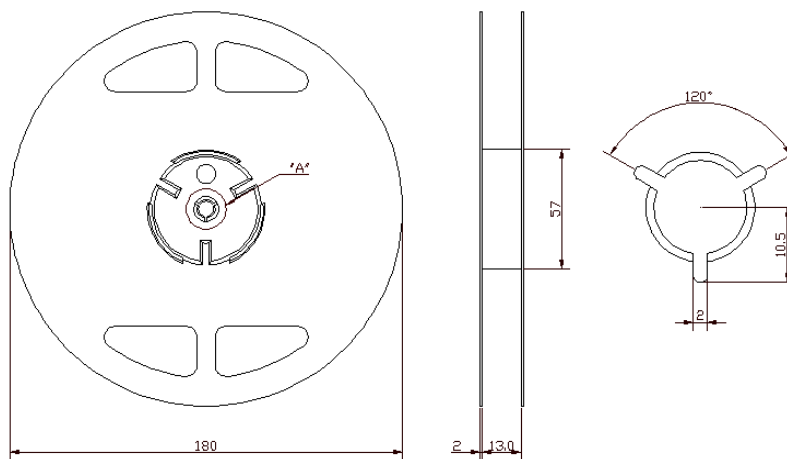


A	3.40 ± 0.1
B	3.40 ± 0.1
C	7.25 ± 0.1
D	1.70 ± 0.1
E	12.00 ± 0.1
F	8.00 ± 0.1

Part Direction



Reel Dimensions [unit : mm]



	ITF Co., Ltd. 102-901, Bucheon Technopark 364, Samjeong-Dong, Ojeong-Gu, Bucheon-City, Gyeonggi-Do, Korea 421-809	Part No.	F9153	
		Rev. Date	2010-03-15	
		Rev.	NR8011-AS03	7/7