





(2,00mm) .0787"

YTE SERIES


YTE-110-02-G-6-500



YTE-114-03-M-Q-368



YTE-120-03-G-5-700



HIGH DENSITY SOCKET

SPECIFICATIONS

For complete specifications see www.samtec.com?YTE

Insulator Material:
Black Liquid Crystal Polymer



Contact Material:
Phosphor Bronze

Current Rating:
3A @ 80°C ambient

Operating Temp Range:
-55°C to +105°C

Plating:

Sn or Au over 50µ" (1,27µm) Ni

Contact Resistance:
10 mΩ max

Insertion Depth:
(2,62mm) .103" to (5,03mm) .198" with (0,38mm) .015" wipe

Max Cycles:

100 with 10µ" (0,25µm) Au

Insertion Force:

(Single contact only) 1.8oz (0,50N) avg

Withdrawal Force:

(Single contact only) 1.0oz (0,28N) avg

RoHS Compliant:


Yes

Lead-Free Solderable:
Wave only

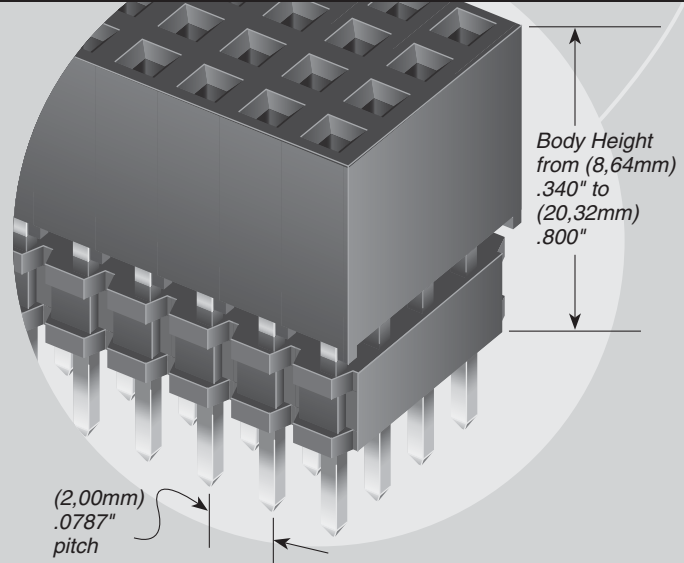
Mates with:
YTT, YTW, YTE



ALSO AVAILABLE



Paste In Hole (PIH) processing.
(Not recommended for self-nesting.)
Contact Samtec ASP Group.



02 thru 50

Specify LEAD STYLE from chart

-G = 20µ" (0,51µm) Gold (Recommended for self-nesting)

-M = 20µ" (0,51µm) Gold on contact, Tin on tail

-L = 10µ" (0,25µm) Gold on contact, Tin on tail

-F = Gold flash on contact, Tin on tail

- "XXX" = Body Height (in inches) (8,64mm) .340" min. for -Q (9,53mm) .375" min. for -5 & -6

- "XXX" = Polarized Position (Indicate position number)

-Q = Quad Row

-5 = Five Row

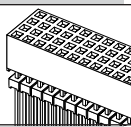
-6 = Six Row

Note:
This Series is non-standard, non-returnable.

Also Available


PC104+ Sockets

See ESQT-368 Series.




Low Profile

See YTS & YTQ Series.



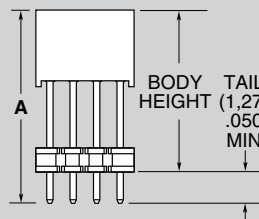
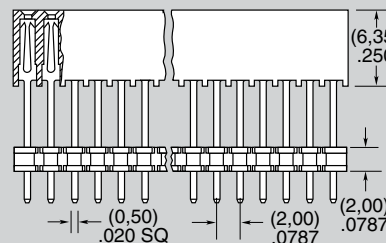
1, 2, & 3 Row

See ESQT Series.



Press Fit

See PTHF Series.



LEAD STYLE	A	MAX TAIL	MAX BODY HEIGHT
-02	(21,59) .850	(13,72) .540	(20,32) .800
-03	(11,63) .458	(3,76) .148	(10,36) .408

Due to technical progress, all designs, specifications and components are subject to change without notice.

WWW.SAMTEC.COM