



Introducing 4900 Series Power Transformers for PC Board Mounting

4900 Series PC Board Transformers

KEY FEATURES

1.1 through 36VA models

Split bobbin design provides 1,500Vrms isolation and permits low profile

Low capacitive coupling of primary to secondary requires no electrostatic shielding

Single or dual primaries

Series or parallel secondaries

Designed to operate on 50/60 Hz.

UL Class B (130°C) insulation

UL Recognized for the U.S. and Canada

Packaging design protects terminals during shipment for true pin positioning



DESCRIPTION

Low frequency (50/60 Hz), laminated, split bobbin transformers for printed circuit board mounting.

Six different sizes (1.1 - 36VA) are available with single (115VAC, 6-pin) or dual (115/230VAC, 8-pin) primaries, and all models permit a choice of series or parallel secondary connections.

APPLICATIONS

Provide low voltage for power supply circuits and switching devices in various industries including appliance, HVAC, controls and consumer electronics.

Specific applications include oven controls, control valves, garage door openers, small power supplies, small fan controls, power distribution, solenoid valves, contactor and relay coils, thermostat controls.

STANDARDS AND SPECS

UL 5085-1, -2 Recognition, General Purpose Transformers (formerly UL 506)

UL Recognized for the US and Canada, File E102980

ELECTRICAL

Power - 1.1 to 36VA

Dielectric Strength - 1500Vrms

Primaries - Single or dual primaries (115 or 115/230V, 50/60Hz.)

Secondaries - Series or parallel secondaries

Electrostatic Shield - None is required due to split bobbin construction.

Insulation - UL Class B (130°C)

MECHANICAL

Dimensions below are expressed as inches over millimeters and apply to the illustration on the next page.

VA	L	W	H	HC	HD	PL	X	Y	Z
1.1	1.4 (35.6)	1.18 (30.1)	.93 (23.6)	†	†	.135 (3.4)	1.22 (31)	.25 (6.35)	.25 (6.35)
2.4	1.4 (35.6)	1.18 (30.1)	1.2 (30.5)	†	†	.135 (3.4)	1.22 (31)	.25 (6.35)	.25 (6.35)
6	1.625 (41.3)	1.32 (33.5)	1.35 (34.3)	1.140 (28.96)	.125 § (3.17)	.135 (3.4)	1.28 (32.6)	.25 (6.35)	.35 (8.9)
12	1.89 (48.0)	1.58 (40.0)	1.41 (35.8)	1.270 (32.76)	.150 § (3.81)	.135 (3.4)	1.40 (35.6)	.3 (7.55)	.4 (10.2)
20	2.25 (57.0)	1.88 (47.6)	1.41 (35.8)	1.500 (38.1)	.177 § (4.5)	.135 (3.4)	1.59 (40.4)	.3 (7.55)	.4 (10.2)
36	2.60 (66.0)	2.165 (55.0)	1.62 (41.1)	††	.157 §§ (4.0)	.200 (5.08)	1.84 (46.8)	.4 (10.2)	.4 (10.2)


† There are no mounting holes on 1.1 and 2.4VA models.

†† There are four mounting holes on 2.165 x 1.630 (55.0 x 41.4) centers on 36VA models.

§ Recommend use of #4 Nylon screws (not included) for mounting.

§§ Recommend use of #6 screws (not included) for mounting.

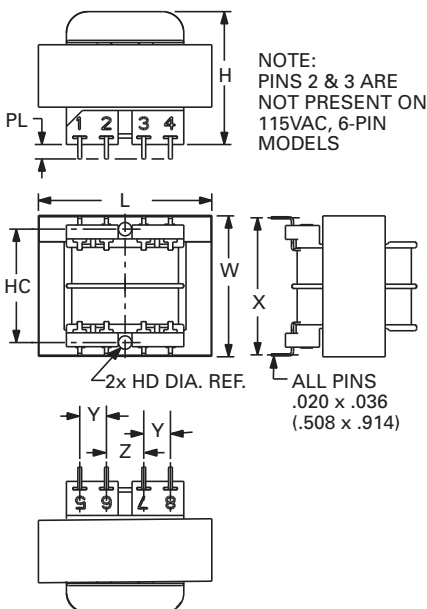
4900 Series PC Board Transformers



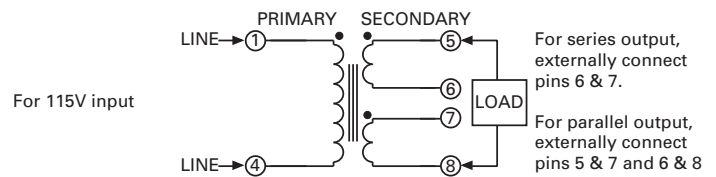
PRODUCT OFFERING

Rated Power (VA)	Part Number		Rated Output	
	Single Input (115VAC, 6-pin)	Dual Input (115/230VAC, 8-pin)	Series	Parallel
1.1	4900-8012RA60	4900-9012RA60	12VCT @ 0.092A	6VAC @ 0.183A
1.1	4900-8013RA60	4900-9013RA60	12.6VCT @ 0.087A	6.3VAC @ 0.175A
1.1	4900-8020RA60	4900-9020RA60	20VCT @ 0.055A	10VAC @ 0.11A
1.1	4900-8024RA60	4900-9024RA60	24VCT @ 0.046A	12VAC @ 0.1A
1.1	4900-8028RA60	4900-9028RA60	28VCT @ 0.039A	14VAC @ 0.092A
1.1	4900-8048RA60	4900-9048RA60	48VCT @ 0.023A	24VAC @ 0.046A
2.4	4900-8010RB61	4900-9010RB61	10VCT @ 0.25A	5VAC @ 0.5A
2.4	4900-8013RB61	4900-9013RB61	12.6VCT @ 0.2A	6.3VAC @ 0.4A
2.4	4900-8016RB61	4900-9016RB61	16VCT @ 0.15A	8VAC @ 0.3A
2.4	4900-8020RB61	4900-9020RB61	20VCT @ 0.12A	10VAC @ 0.24A
2.4	4900-8024RB61	4900-9024RB61	24VCT @ 0.1A	12VAC @ 0.2A
2.4	4900-8120RB61	4900-9120RB61	120VCT @ 0.02A	60VAC @ 0.04A
6	4900-8010RC62	4900-9010RC62	10VCT @ 0.6A	5VAC @ 1.2A
6	4900-8016RC62	4900-9016RC62	16VCT @ 0.4A	8VAC @ 0.8A
6	4900-8020RC62	4900-9020RC62	20VCT @ 0.3A	10VAC @ 0.6A
6	4900-8024RC62	4900-9024RC62	24VCT @ 0.25A	12VAC @ 0.5A
6	4900-8028RC62	4900-9028RC62	28VCT @ 0.2A	14VAC @ 0.4A
6	4900-8036RC62	4900-9036RC62	36VCT @ 0.17A	18VAC @ 0.34A
6	4900-8120RC62	4900-9120RC62	120VCT @ 0.05A	60VAC @ 0.1A
12	4900-8012RD63	4900-9012RD63	12VCT @ 1A	6VAC @ 2A
12	4900-8013RD63	4900-9013RD63	12.6VCT @ 1A	6.3VAC @ 2A
12	4900-8024RD63	4900-9024RD63	24VCT @ 0.5A	12VAC @ 1A
12	4900-8028RD63	4900-9028RD63	28VCT @ 0.42A	14VAC @ 0.84A
12	4900-8048RD63	4900-9048RD63	48VCT @ 0.25A	24VAC @ 0.5A
20	4900-8012RE64	4900-9012RE64	12VCT @ 1.6A	6VAC @ 3.2A
20	4900-8013RE64	4900-9013RE64	12.6VCT @ 1.6A	6.3VAC @ 3.2A
20	4900-8024RE64	4900-9024RE64	24VCT @ 0.8A	12VAC @ 1.6A
20	4900-8028RE64	4900-9028RE64	28VCT @ 0.7A	14VAC @ 1.4A
20	4900-8048RE64	4900-9048RE64	48VCT @ 0.4A	24VAC @ 0.8A
36	4900-8012RF65	4900-9012RF65	12VCT @ 2.85A	6VAC @ 5.7A
36	4900-8013RF65	4900-9013RF65	12.6VCT @ 2.85A	6.3VAC @ 5.7A
36	4900-8024RF65	4900-9024RF65	24VCT @ 1.5A	12VAC @ 3A
36	4900-8028RF65	4900-9028RF65	28VCT @ 1.3A	14VAC @ 2.6A
36	4900-8048RF65	4900-9048RF65	48VCT @ 0.75A	24VAC @ 1.5A

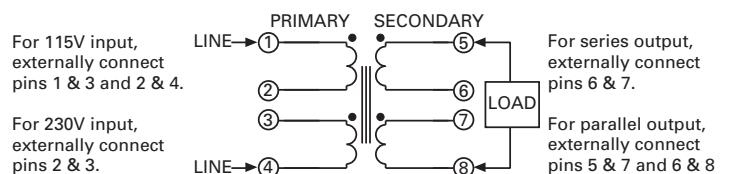
Note: Output voltages other than those listed above are available on a special order basis.



Wiring Diagram for Models with Single Primaries (115VAC, 6-Pin)



Wiring Diagram for Models with Dual Primaries (115/230VAC, 8-Pin)



Note: Specifications and availability are subject to change without notice. All part numbers shown are RoHS compliant.

FOR MORE INFORMATION

Technical Support

Internet: www.tycoelectronics.com
E-mail: newproducts@tycoelectronics.com
USA: 1-800-522-6752
Canada: 1-905-470-4425
Mexico: 52-55-1106-0800
C. America: 57-1-254-4444
South America: 55-11-2103-6000
Hong Kong: 852-2735-1628
Japan: 81-44-844-8013
UK: 44-208-420-8341

Disclaimer

While Tyco Electronics has made every reasonable effort to ensure the accuracy of the information in this catalog, Tyco Electronics does not guarantee that it is error-free, nor does Tyco Electronics make any other representation, warranty or guarantee that the information is accurate, correct, reliable or current.

Tyco Electronics reserves the right to make any adjustments to the information contained herein at any time without notice. Tyco Electronics expressly disclaims all implied warranties regarding the information contained herein, including, but not limited to, any implied warranties of merchantability or fitness for a particular purpose.

The dimensions in this catalog are for reference purposes only and are subject to change without notice. Specifications are subject to change without notice. Consult Tyco Electronics for the latest dimensions and design specifications. The TE logo and Tyco Electronics are trademarks.

Tyco Electronics Corporation

Harrisburg, PA

tycoelectronics.com

Copyright 2009 By Tyco Electronics Corporation
1-1773450-7—0.0M—KRG/PDF 02-09
The TE logo and Tyco Electronics are trademarks.



Tyco Electronics
Our commitment. Your advantage.