


# IL-FHJ SERIES CONNECTORS

## 0.3mm (.012") Contact Spacing Connectors for FPC



IL-FHJ Series connectors are designed for board-to-FPC applications. The design utilizes a slider for easy, yet reliable, engagement of the flex cable to the contacts. They are ideally used in audio-visual, camcorders, personal computers, mobile computers, wireless and mobile phones.

### FEATURES

- 0.6mm (.024") contact spacing
- 0.3mm (.012") pitch conductor spacing
- Applicable FPC 0.3mm (.012") center, 0.2mm (.008") thick with reinforcement
- Available in embossed tape for automatic mounting

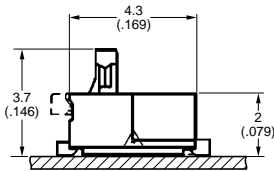
### GENERAL SPECIFICATIONS

Number of Contacts	21, 27, 33, 39, 45, 51
Applicable FPC	0.3mm (.012") Center 0.2mm (.008") Thick with reinforcement
Current Rating	0.35 Amps
Dielectric Withstanding Voltage	250 VAC r.m.s. (for one minute)
Insulation Resistance	100 megohms min.
Contact Resistance	20 milliohms max.
Operating Temperature	-40°C to +85°C

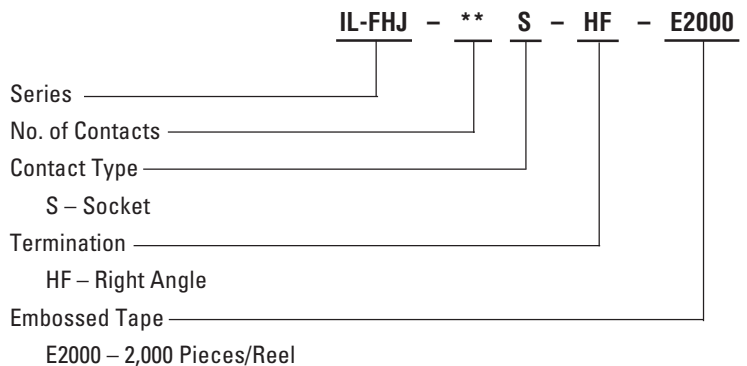
### MATERIALS AND FINISHES

Description	Materials/Finishes
Base Insulator	Glass filled LCP (UL94V-0), Beige
Contact	Copper Alloy/Tin Plated Terminal Area: Tin plating
Slider	Glass filled PPS, Brown

Connector Profile (Ref.)



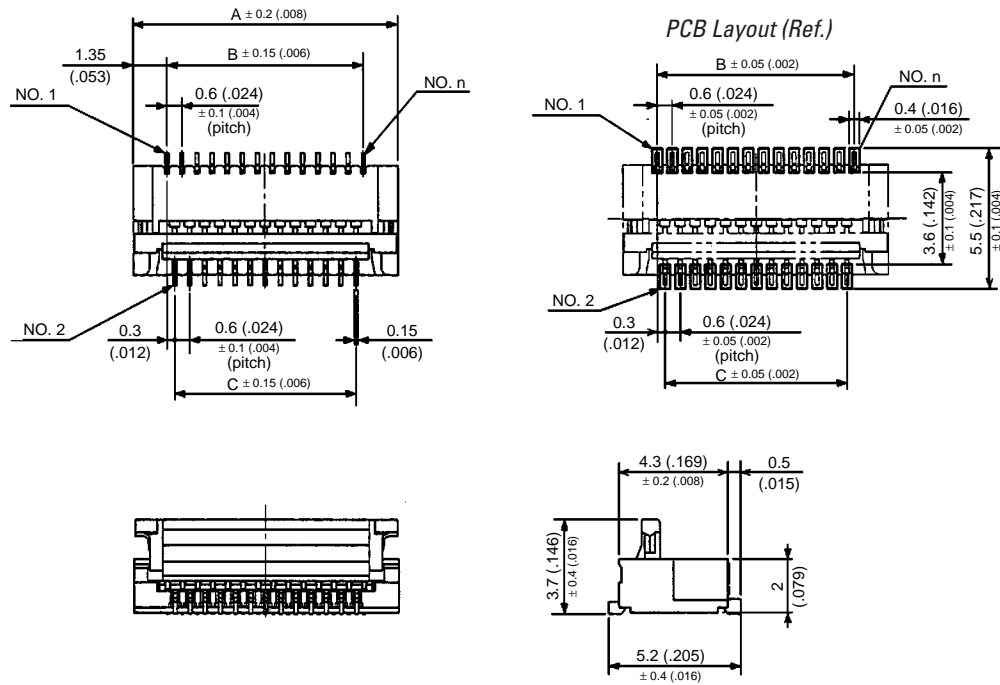
### ORDERING INFORMATION



Dimensions and specifications subject to change without notice.

# IL-FHJ SERIES CONNECTORS

## 0.3mm (.012") Contact Spacing Connectors for FPC



No. of Contacts	Part Number*	A	B	C	D
21	IL-FHJ-21S-HF	8.7 (.343)	6 (.236)	5.4 (.213)	6.6 (.260)
27	IL-FHJ-27S-HF	10.5 (.413)	7.8 (.307)	7.2 (.283)	8.4 (.331)
33	IL-FHJ-33S-HF	12.3 (.484)	9.6 (.378)	9 (.354)	10.2 (.402)
39	IL-FHJ-39S-HF	14.1 (.555)	11.4 (.449)	10.8 (.425)	12 (.472)
45	IL-FHJ-45S-HF	15.9 (.626)	13.2 (.520)	12.6 (.496)	13.8 (.543)
51	IL-FHJ-51S-HF	17.7 (.697)	15 (.591)	14.4 (.567)	15.6 (.614)

\* For embossed tape, add E2000-M to part number.

Dimensions in mm (inches).