

REV DA

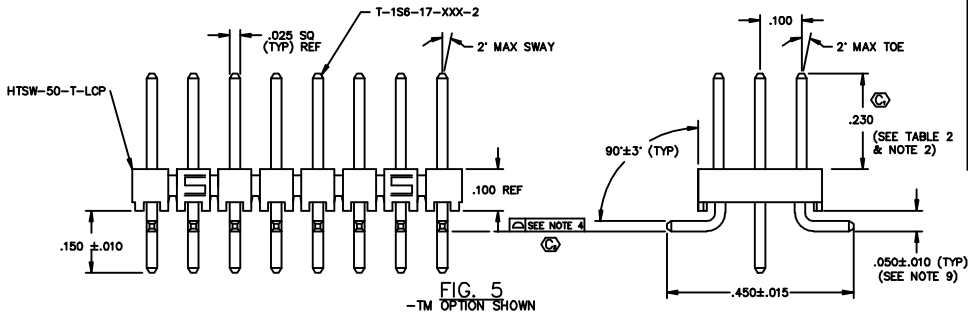
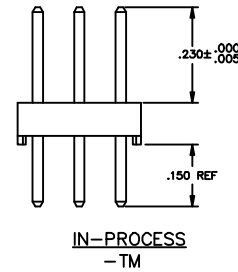


FIG. 5
-TM OPTION SHOWN



IN-PROCESS
-TM

DIMENSIONS ARE IN INCHES		TOLERANCES ARE:		TITLE:	DWG NO:
ONE PLACE DECIMALS ±.1	TWO PLACE DECIMALS ±.01	THREE PLACE DECIMALS ±.005	FOUR PLACE DECIMALS ±.0020	DOUBLE ROW, GULLWING ASM.	TSM-1XX-XX-XXX-XX-X-XXX-X SHEET 6
			ANGLES ± 2°		

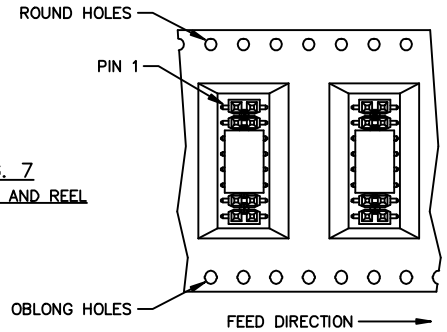
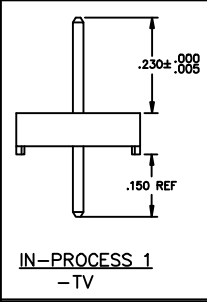
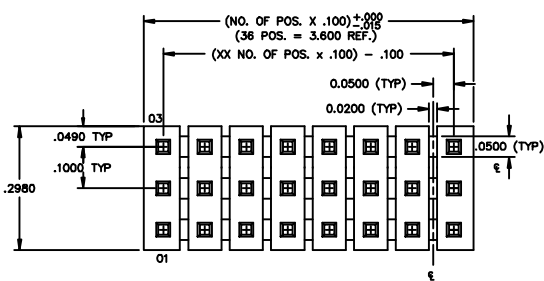
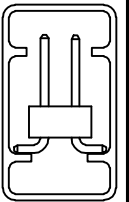


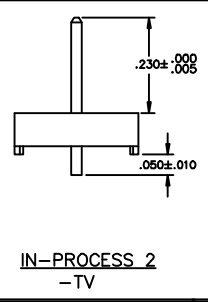
FIG. 7
-TR TAPE AND REEL

NOTES:

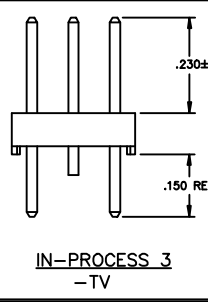
- ⊙ REPRESENTS A CRITICAL DIMENSION.
- POST HEIGHT VARIATION BETWEEN ANY TWO PINS SHALL BE .005 MAX.
- DV OPTION: ⊙ COPLANARITY: POSITIONS -02 THRU -05: .004
POSITIONS -06 THRU -10: .005
POSITIONS -11 THRU -50: .006
- TV & -TM: ⊙ COPLANARITY: POSITIONS -02 THRU -10: .004
POSITIONS -11 THRU -20: .005
POSITIONS -21 THRU -30: .006
- LOAD PARTS POS 1 IN SAME DIRECTION AS ARROW.
- NOTE DELETED
- TUBE POSITIONS -03 THROUGH -50.
- TAPE & REEL AVAILABLE ON POSITION -02 THRU -28 ONLY; LEADS MAY NOT BE VISIBLE FOR CUSTOMER'S VISUAL INSPECTION ON SMALLER POSITIONED PARTS WHEN USED WITH -P OR -M OPTION.
- MEASURE AT BEND RADIUS.
- MIN PUSHOUT FORCE: 3 LBS.
- FOR -TV USE T-31724-01.
- DUE TO THE HIGH AMOUNT OF INSERTION FORCE NEEDED, THE -LC OPTION IS NOT COMPATIBLE WITH AUTO PLACEMENT. SAMTEC RECOMMENDS MANUAL PLACEMENT FOR ALL ASSEMBLIES WITH THE -LC OPTION.
- ONLY AVAILABLE ON -01-DV OPTION, MATES ONLY WITH SSM, SSW, SSQ, BCS,ESW AND ESQ.
- MAXIMUM CUT FLASH: .005 [.13]



IN-PROCESS 1
-TV



IN-PROCESS 2
-TV



IN-PROCESS 3
-TV

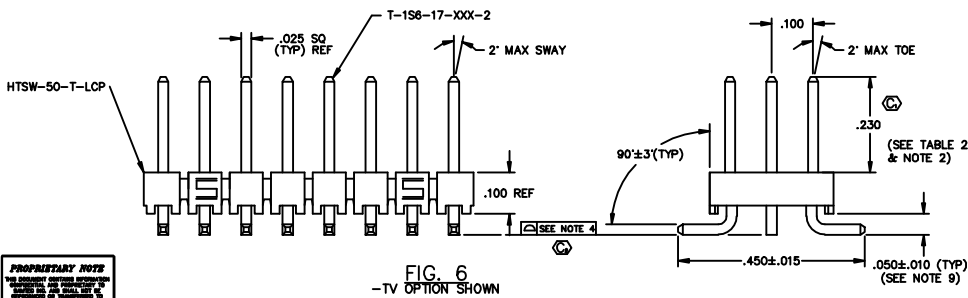
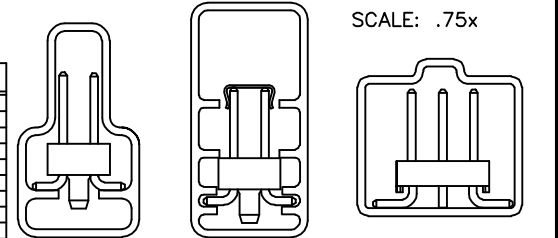


FIG. 6
-TV OPTION SHOWN

PACKAGE AS SHOWN
TABLE 4

LEAD STYLE	MOUNT STYLE	OPTION	TUBE	PLUG	NOTE
01, 02, 04, 05	-DV	NONE	PT-1-24-01-29	TP-03	7
01, 02	-DV	-LC, -A	PT-1-24-01-29	TP-03	7
01, 04, 05	-DV	-P	PT-1-24-06-29	TP-03	7
01, 04, 05	-DV	-LC-P, -A-P	PT-1-24-06-29	TP-03	7
02	-DV	-P	PT-1-24-15-29	TP-03	7
02	-DV	-LC-P, -A-P	PT-1-24-15-29	TP-03	7
03	-DV	NONE	PT-1-24-09-29	TP-03	7
03	-DV	-LC, -A	PT-1-24-09-29	TP-03	7
03	-DV	-P	PT-1-24-16-29	TP-03	7
03	-DV	-LC-P, -A-P	PT-1-24-16-29	TP-03	7
04, 05	-DV	-A, -LC	PT-1-24-03-15	TP-03	7
01, 04, 05	-DV	-M, -LC-M, -A-M	PT-TSM004-DV	TP-03	7
		-LC-A-M			
01	-TM	NONE	PT-1-24-02-08	TP-13	7
01	-TV	NONE	PT-1-24-01-70	TP-07	7



PROPRIETARY INFO
THIS DOCUMENT CONTAINS UNCLASSIFIED INFORMATION EXCEPT WHERE SHOWN OTHERWISE. IT IS THE PROPERTY OF SAMTEC AND IS LOANED TO YOUR COMPANY. IT IS TO BE USED ONLY FOR THE PROJECT AND FOR THE QUANTITY AND PERIOD SPECIFIED. IT IS NOT TO BE REPRODUCED, COPIED, OR DISSEMINATED IN ANY MANNER WITHOUT THE WRITTEN APPROVAL OF SAMTEC.

520 PARK EAST BLVD., NEW ALBANY, INDIANA 47150
PHONE (317) 944-8733 F.O. BOX 1147
CODE 65322

MADE BY: BRYANT 4-24-91

TSM-1XX-XX-XXX-XX-X-XXX-X
SHEET 2 OF 2