

SOCKET STRIPS SS, SD, ESS, ESD & HSS SERIES

Mates with:
TS, TD, HTS, BBS,
BBD, BBL, BDL, BHS,

SPECIFICATIONS

For complete specifications see www.samtec.com?SS, www.samtec.com?ESS, www.samtec.com?SD or www.samtec.com?ESD

SS, SD, ESS, ESD

Insulator Material:
Black G.F. Polyester

Contact:
BeCu

Shell:
Brass

except Style 5A
Phosphor Bronze

Current Rating: 1A

Plating:
Au over 50µ" (1.27µm) Ni or Sn over 50µ" (1.27µm) Ni

Operating Temp Range:
-55°C to +125°C

Contact Resistance:
10 mΩ max

Insertion Force:
(Single contact only)
Standard=
9oz (2,50N) avg,
16oz (4,45N) max
Low Insertion Force=
2.5oz (0,70N) avg,
5.5oz (1,53N) max

Withdrawal Force:
(Single contact only)
Standard=
2.5oz (0,70N) avg,
1.5oz (0,42N) min
Low Insertion Force=
2.0oz (0,56N) avg,
0.35oz (0,10N) min

Insertion Depth:
(-03 thru -08, -1X & -21X, -5A)
(3,18mm) .125" to
(3,99mm) .157"

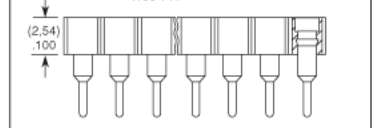
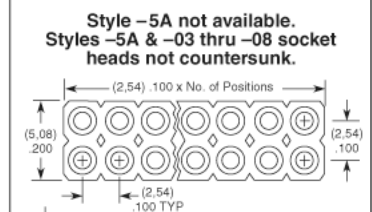
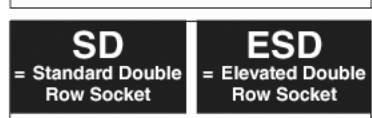
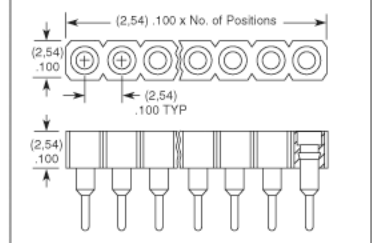
Insertion Depth: (-2, -22, -38)
(2,41mm) .095" to
(3,68mm) .145"

Insertion Depth: (-7)
(2,41mm) .095" to
(3,51mm) .138"

RoHS Compliant: No
Lead-Free Solderable:
Wave only



TYPE STRIP	1	NO. PINS PER ROW	PLATING OPTION	LEAD STYLE	OPTION	OTHER OPTION
		01 thru 32 =SS, ESS Series	-G = 30µ" (0,76µm) Gold contact, 10µ" (0,25µm) Gold shell	-T = 30µ" (0,76µm) Gold contact, Tin shell	-L = Locking Socket Add -L suffix for locking lead socket in end positions. Requires Style -2 or -22 and .035" ± .003 DIA board hole.	-N = Non Flush
		01 thru 36 =HSS, SD & ESD Series	-S = 10µ" (0,25µm) Gold contact, Tin shell (Styles 2 & 22 only)	-TT = Tin contact and shell (Styles 1, 2, 18 and 21 only) (and 03 thru 08, except LIF N/A)	Requires -T Plating Option	(0,76) .030 REF
SS = Standard Single Row Socket		HSS = High Temp Single Row Socket				N/A Style -5A
ESS = Elevated Single Row Socket						
SD = Standard Double Row Socket						
ESD = Elevated Double Row Socket						



LIF= Low Insertion Force

Note:
Some lengths, styles and options are non-standard, non-returnable.

SPECIFICATIONS

For complete specifications see www.samtec.com?HSS

HSS

Same as SS except:

Insulator Material:
Black Liquid Crystal Polymer

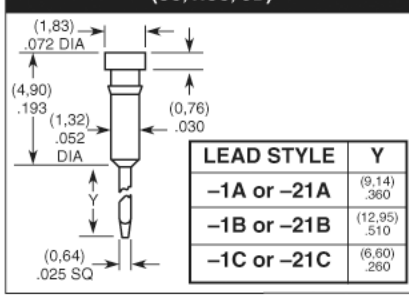
Max Processing Temp:
230°C for 60 seconds, or
260°C for 20 seconds 3x with all Au

Lead-Free Solderable:
Wave, or reflow with all Au



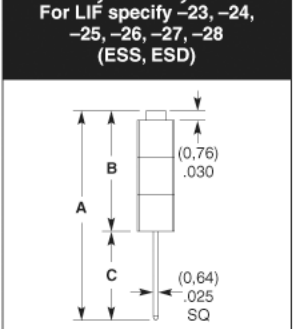
-1A, -1B or -1C

For LIF specify -21A, -21B or -21C (SS, HSS, SD)



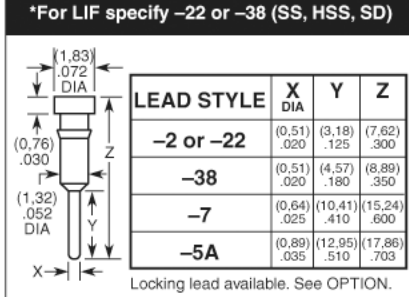
-03, -04, -05, -06, -07, -08

For LIF specify -23, -24, -25, -26, -27, -28 (ESS, ESD)



-2, -22*, -5A, -7 or -38*

*For LIF specify -22 or -38 (SS, HSS, SD)



LEAD STYLE	A	B	C
03 or 23	(11,51) .453	(8,38) .330	(3,12) .123
04 or 24	(14,05) .553	(10,92) .430	(3,12) .123
05 or 25	(17,86) .703	(13,46) .530	(4,39) .173
06 or 26	(14,05) .553	(8,38) .330	(5,66) .223
07 or 27	(17,86) .703	(10,92) .430	(6,93) .273
08 or 28	(17,86) .703	(8,38) .330	(9,47) .373

Due to technical progress, all designs, specifications and components are subject to change without notice.

WWW.SAMTEC.COM