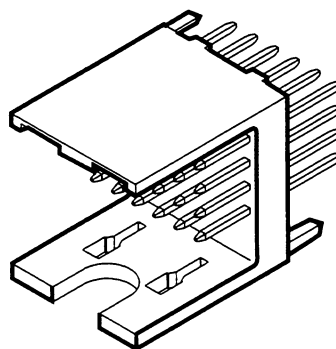


## Male Signal Modules — Narrow Wall — Solder Termination — 4 Row



## Features

- Designed to conform with IEC 48b237, EIAis64, IEEE P896 Futurebus+, IEEE P1596 SCI and IEC 917 metric modular order
- Stackable with other TEMPUS modules, with no loss of positions
- Sequential mating provides live insertion capability
- High performance contacts, high hertz stress, 1000 cycles minimum
- 14 mm pitch capability for high packaging density
- High I/O, 20 contacts per linear centimetre (51 contacts per linear inch)
- High temperature materials, not affected by reflow solder process

## Technical Data

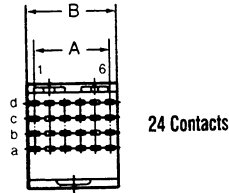
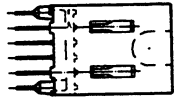
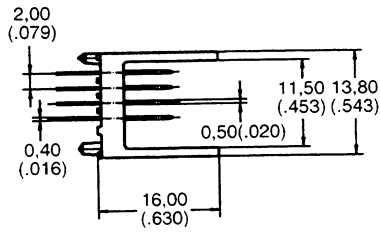
## Mechanical Data

Contact Pitch	2,00 × 2,00 (.079 × .079)
Polarisation	By design
Coding	With coding keys, see page 56
Housing Material	Liquid Crystal Polymer, UL94V-0
Termination	Solder tail, tin/lead plated
Termination p.t.h.	∅ 0,60 (.024), refer to page 65 0,50 - 0,80 (.025 -.031)
Board Guiding	
Left to Right	1,00 - 0,50 (.040 - .020)
Top to Bottom	1,00 - 1,00 (.040 - .040)
Board Slot Pitch	14,00 (.630) min.
Contact Material	Brass
Hertz Stress	1200 MPa (174 klb/sq. in.)
Class 1	1000 cycles minimum
Plating	Palladium Nickel plus Gold over Nickel
Insertion Force	0,45 N (1.6 oz) max. per contact
Withdrawal Force	0,15 N (0.5 oz) min. per contact

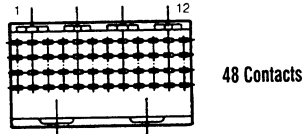
## Electrical Data

Current Rating	1,50 A at 25°C, 1 A at 70°C
Withstanding Voltage	1000 Vrms
Insulation Resistance	Initial : 5000 MΩ After climatic test : 1000 MΩ
Contact Resistance	45 mΩ maximum

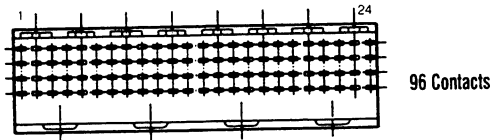
Male Signal Modules — Narrow Wall — Solder Termination — 4 Row



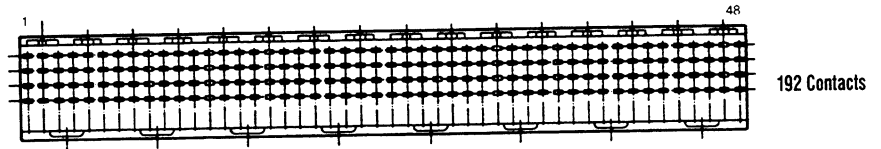
24 Contacts



48 Contacts

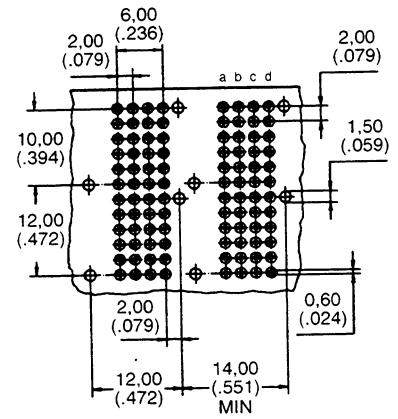


96 Contacts



192 Contacts

Recommended P.C.B. Hole Pattern, Component Side



No. of Contacts	A	B
24	10.00 (.394)	11.95 (.470)
48	22.00 (.866)	23.95 (.943)
96	46.00 (1.811)	47.95 (1.888)
192	94.00 (3.701)	95.95 (3.778)

Refer to design notes on page 65 for circuit board drill and hole plating details.

## Male Signal Modules — Narrow Wall — Solder Termination — 4 Row

No. of Contacts	Part Numbers*	Board Thickness	Contact Arrangement Row			
			a	b	c	d
24	CBC20A00-024MDS5-1-1	1.60 (.063)	5.00 (.197)	5.00 (.197)	5.00 (.197)	5.00 (.197)
24	CBC20A00-024MDS5-2-1	1.60 (.063)	6.50 (.256)	5.00 (.197)	5.00 (.197)	5.00 (.197)
24	CBC20A00-024MDS5-3-1	1.60 (.063)	6.50 (.256)	5.75 (.226)	5.75 (.226)	6.50 (.256)
24	CBC20A00-024MDS5-4-1	1.60 (.063)	7.25 (.285)	6.50 (.256)	6.50 (.256)	7.25 (.285)
24	CBC20A00-024MDS5-5-1	1.60 (.063)	6.50 (.256)	6.50 (.256)	6.50 (.256)	6.50 (.256)
24	CBC20A00-024MDS5-8-1	1.60 (.063)	5.75 (.226)	7.25 (.285)	5.75 (.226)	5.75 (.226)
24	CBC20A00-024MDS2-1-1	2.40 (.094)	5.00 (.197)	5.00 (.197)	5.00 (.197)	5.00 (.197)
24	CBC20A00-024MDS2-2-1	2.40 (.094)	6.50 (.256)	5.00 (.197)	5.00 (.197)	5.00 (.197)
24	CBC20A00-024MDS2-3-1	2.40 (.094)	6.50 (.256)	5.75 (.226)	5.75 (.226)	6.50 (.256)
24	CBC20A00-024MDS2-4-1	2.40 (.094)	7.25 (.285)	6.50 (.256)	6.50 (.256)	7.25 (.285)
24	CBC20A00-024MDS2-5-1	2.40 (.094)	6.50 (.256)	6.50 (.256)	6.50 (.256)	6.50 (.256)
24	CBC20A00-024MDS2-8-1	2.40 (.094)	5.75 (.226)	7.25 (.285)	5.75 (.226)	5.75 (.226)
24	CBC20A00-024MDS1-1-1	3.20 (.125)	5.00 (.197)	5.00 (.197)	5.00 (.197)	5.00 (.197)
24	CBC20A00-024MDS1-2-1	3.20 (.125)	6.50 (.256)	5.00 (.197)	5.00 (.197)	5.00 (.197)
24	CBC20A00-024MDS1-3-1	3.20 (.125)	6.50 (.256)	5.75 (.226)	5.75 (.226)	6.50 (.256)
24	CBC20A00-024MDS1-4-1	3.20 (.125)	7.25 (.285)	6.50 (.256)	6.50 (.256)	7.25 (.285)
24	CBC20A00-024MDS1-5-1	3.20 (.125)	6.50 (.256)	6.50 (.256)	6.50 (.256)	6.50 (.256)
24	CBC20A00-024MDS1-8-1	3.20 (.125)	5.75 (.226)	7.25 (.285)	5.75 (.226)	5.75 (.226)
48	CBC20B00-048MDS5-1-1	1.60 (.063)	5.00 (.197)	5.00 (.197)	5.00 (.197)	5.00 (.197)
48	CBC20B00-048MDS5-2-1	1.60 (.063)	6.50 (.256)	5.00 (.197)	5.00 (.197)	5.00 (.197)
48	CBC20B00-048MDS5-3-1	1.60 (.063)	6.50 (.256)	5.75 (.226)	5.75 (.226)	6.50 (.256)
48	CBC20B00-048MDS5-4-1	1.60 (.063)	7.25 (.285)	6.50 (.256)	6.50 (.256)	7.25 (.285)
48	CBC20B00-048MDS5-5-1	1.60 (.063)	6.50 (.256)	6.50 (.256)	6.50 (.256)	6.50 (.256)
48	CBC20B00-048MDS5-8-1	1.60 (.063)	5.75 (.226)	7.25 (.285)	5.75 (.226)	5.75 (.226)
48	CBC20B00-048MDS2-1-1	2.40 (.094)	5.00 (.197)	5.00 (.197)	5.00 (.197)	5.00 (.197)
48	CBC20B00-048MDS2-2-1	2.40 (.094)	6.50 (.256)	5.00 (.197)	5.00 (.197)	5.00 (.197)
48	CBC20B00-048MDS2-3-1	2.40 (.094)	6.50 (.256)	5.75 (.226)	5.75 (.226)	6.50 (.256)
48	CBC20B00-048MDS2-4-1	2.40 (.094)	7.25 (.285)	6.50 (.256)	6.50 (.256)	7.25 (.285)
48	CBC20B00-048MDS2-5-1	2.40 (.094)	6.50 (.256)	6.50 (.256)	6.50 (.256)	6.50 (.256)
48	CBC20B00-048MDS2-8-1	2.40 (.094)	5.75 (.226)	7.25 (.285)	5.75 (.226)	5.75 (.226)
48	CBC20B00-048MDS1-1-1	3.20 (.125)	5.00 (.197)	5.00 (.197)	5.00 (.197)	5.00 (.197)
48	CBC20B00-048MDS1-2-1	3.20 (.125)	6.50 (.256)	5.00 (.197)	5.00 (.197)	5.00 (.197)
48	CBC20B00-048MDS1-3-1	3.20 (.125)	6.50 (.256)	5.75 (.226)	5.75 (.226)	6.50 (.256)
48	CBC20B00-048MDS1-4-1	3.20 (.125)	7.25 (.285)	6.50 (.256)	6.50 (.256)	7.25 (.285)
48	CBC20B00-048MDS1-5-1	3.20 (.125)	6.50 (.256)	6.50 (.256)	6.50 (.256)	6.50 (.256)
48	CBC20B00-048MDS1-8-1	3.20 (.125)	5.75 (.226)	7.25 (.285)	5.75 (.226)	5.75 (.226)
96	CBC20C00-096MDS5-1-1	1.60 (.063)	5.00 (.197)	5.00 (.197)	5.00 (.197)	5.00 (.197)
96	CBC20C00-096MDS5-2-1	1.60 (.063)	6.50 (.256)	5.00 (.197)	5.00 (.197)	5.00 (.197)
96	CBC20C00-096MDS5-3-1	1.60 (.063)	6.50 (.256)	5.75 (.226)	5.75 (.226)	6.50 (.256)
96	CBC20C00-096MDS5-4-1	1.60 (.063)	7.25 (.285)	6.50 (.256)	6.50 (.256)	7.25 (.285)
96	CBC20C00-096MDS5-5-1	1.60 (.063)	6.50 (.256)	6.50 (.256)	6.50 (.256)	6.50 (.256)
96	CBC20C00-096MDS5-8-1	1.60 (.063)	5.75 (.226)	7.25 (.285)	5.75 (.226)	5.75 (.226)
96	CBC20C00-096MDS2-1-1	2.40 (.094)	5.00 (.197)	5.00 (.197)	5.00 (.197)	5.00 (.197)
96	CBC20C00-096MDS2-2-1	2.40 (.094)	6.50 (.256)	5.00 (.197)	5.00 (.197)	5.00 (.197)
96	CBC20C00-096MDS2-3-1	2.40 (.094)	6.50 (.256)	5.75 (.226)	5.75 (.226)	6.50 (.256)
96	CBC20C00-096MDS2-4-1	2.40 (.094)	7.25 (.285)	6.50 (.256)	6.50 (.256)	7.25 (.285)
96	CBC20C00-096MDS2-5-1	2.40 (.094)	6.50 (.256)	6.50 (.256)	6.50 (.256)	6.50 (.256)
96	CBC20C00-096MDS2-8-1	2.40 (.094)	5.75 (.226)	7.25 (.285)	5.75 (.226)	5.75 (.226)

Continued on next page

Male Signal Modules — Narrow Wall — Solder Termination — 4 Row

No. of Contacts	Part Numbers*	Board Thickness	Contact Arrangement Row			
			a	b	c	d
96	CBC20C00-096MDS1-1-1	3,20 (.125)	5,00 (.197)	5,00 (.197)	5,00 (.197)	5,00 (.197)
96	CBC20C00-096MDS1-2-1	3,20 (.125)	6,50 (.256)	5,00 (.197)	5,00 (.197)	5,00 (.197)
96	CBC20C00-096MDS1-3-1	3,20 (.125)	6,50 (.256)	5,75 (.226)	5,75 (.226)	6,50 (.256)
96	CBC20C00-096MDS1-4-1	3,20 (.125)	7,25 (.285)	6,50 (.256)	6,50 (.256)	7,25 (.285)
96	CBC20C00-096MDS1-5-1	3,20 (.125)	6,50 (.256)	6,50 (.256)	6,50 (.256)	6,50 (.256)
96	CBC20C00-096MDS1-8-1	3,20 (.125)	5,75 (.226)	7,25 (.285)	5,75 (.226)	5,75 (.226)
192	CBC20D00-192MDS5-1-1	1,60 (.063)	5,00 (.197)	5,00 (.197)	5,00 (.197)	5,00 (.197)
192	CBC20D00-192MDS5-2-1	1,60 (.063)	6,50 (.256)	5,00 (.197)	5,00 (.197)	5,00 (.197)
192	CBC20D00-192MDS5-3-1	1,60 (.063)	6,50 (.256)	5,75 (.226)	5,75 (.226)	6,50 (.256)
192	CBC20D00-192MDS5-4-1	1,60 (.063)	7,25 (.285)	6,50 (.256)	6,50 (.256)	7,25 (.285)
192	CBC20D00-192MDS5-5-1	1,60 (.063)	6,50 (.256)	6,50 (.256)	6,50 (.256)	6,50 (.256)
192	CBC20D00-192MDS5-8-1	1,60 (.063)	5,75 (.226)	7,25 (.285)	5,75 (.226)	5,75 (.226)
192	CBC20D00-192MDS2-1-1	2,40 (.094)	5,00 (.197)	5,00 (.197)	5,00 (.197)	5,00 (.197)
192	CBC20D00-192MDS2-2-1	2,40 (.094)	6,50 (.256)	5,00 (.197)	5,00 (.197)	5,00 (.197)
192	CBC20D00-192MDS2-3-1	2,40 (.094)	6,50 (.256)	5,75 (.226)	5,75 (.226)	6,50 (.256)
192	CBC20D00-192MDS2-4-1	2,40 (.094)	7,25 (.285)	6,50 (.256)	6,50 (.256)	7,25 (.285)
192	CBC20D00-192MDS2-5-1	2,40 (.094)	6,50 (.256)	6,50 (.256)	6,50 (.256)	6,50 (.256)
192	CBC20D00-192MDS2-8-1	2,40 (.094)	5,75 (.226)	7,25 (.285)	5,75 (.226)	5,75 (.226)
192	CBC20D00-192MDS1-1-1	3,20 (.125)	5,00 (.197)	5,00 (.197)	5,00 (.197)	5,00 (.197)
192	CBC20D00-192MDS1-2-1	3,20 (.125)	6,50 (.256)	5,00 (.197)	5,00 (.197)	5,00 (.197)
192	CBC20D00-192MDS1-3-1	3,20 (.125)	6,50 (.256)	5,75 (.226)	5,75 (.226)	6,50 (.256)
192	CBC20D00-192MDS1-4-1	3,20 (.125)	7,25 (.285)	6,50 (.256)	6,50 (.256)	7,25 (.285)
192	CBC20D00-192MDS1-5-1	3,20 (.125)	6,50 (.256)	6,50 (.256)	6,50 (.256)	6,50 (.256)
192	CBC20D00-192MDS1-8-1	3,20 (.125)	5,75 (.226)	7,25 (.285)	5,75 (.226)	5,75 (.226)

Packaging Quantity

Contacts	In Tube	In Tray
24	44	330
48	22	165
96	11	75
192	5	30

All part numbers shown in this catalogue refer to connectors supplied in trays. For connectors supplied in tubes add the designation **-VR** to the end of the part number.

Performance 1000 mating cycles min.

**Note:**  
Minimum order quantities apply