

Selectable High Frequency LP/BP Filter Preliminary Data Sheet

MSHFS1/MSHFS2/MSHFS3/MSHFS4/MSHFS5/MSHFS6

Description

The selectable high frequency lowpass/bandpass filter IC is a CMOS chip that can be configured for either a lowpass or a bandpass filter. The lowpass response can be a 6 pole Butterworth, Elliptic or Bessel filter. The band pass response can be a six pole full, third or sixth octave bandpass filter. The device uses switched-capacitor filters and no external components (except for decoupling capacitors) are required, Only an external clock is needed.

A four input multiplexor and externally selectable gain setting pin, along with a power down and clock to corner ratio select pin are included in the 16 pin version. An 8 pin version is also available for compact PC board layouts. MSHFS3, MSHFS4 and MSHFS6 are lower current, lower frequency versions.

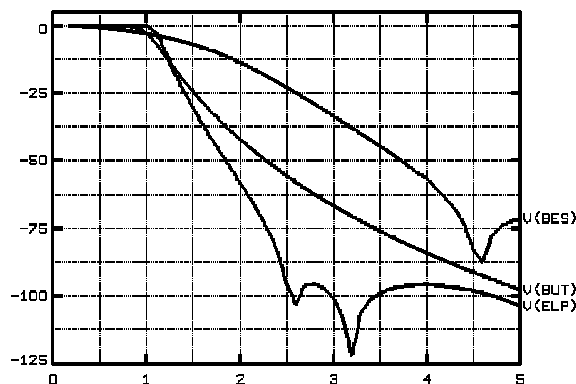
Features

- Six Filter Types In One Package
- No External Components
- Switched-Capacitor Filters
- High Frequency Operation
- Input Multiplexor
- Adjustable Gain 0, 10 or 20 dB
- Small Package Size
- Low Cost
- On Chip Power Save Pin
- ANSI Compatible Bandpass

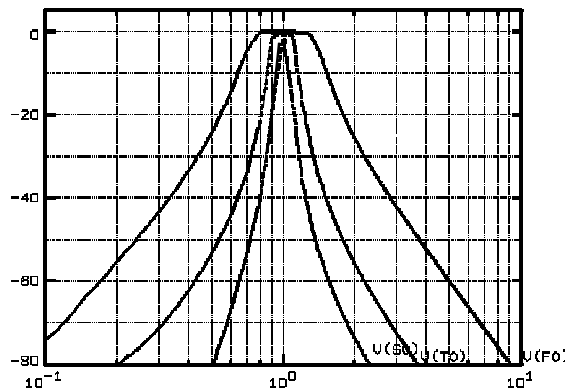
Applications

- Spectrum Analyzers
- General Purpose Systems
- Portable Systems
- Anti-Alias Filters
- Reconstruction Filters
- Telecommunications
- Tracking Filters
- Harmonic Analysis
- Noise Analysis
- Data Communication
- Wireless Applications

Lowpass Responses



Bandpass Responses





Selectable High Frequency LP/BP Filter Preliminary Data Sheet

MSHFS1/MSHFS2/MSHFS3/MSHFS4/MSHFS5/MSHFS6

Electrical Characteristics _____

(VDD = +5.0V, T = 20 °C)

PARAMETER	SYMBOL	CONDITIONS	MIN	TYP	MAX	UNITS
DC Specifications						
Operating Voltage	VDD		4.0	5.0	5.5	V
Supply Current	IDD	MSHFS1, MSHFS2, MSHFS5		24	30	mA
Supply Current	IDD	MSHFS3, MSHFS4, MSHFS6		9	12	mA
Supply Current in Power Down Mode	IDD			200		uA
AC Specifications						
Gain	Av		-0.5	0	0.5	dB
Noise	en	To 1/2 Sample		350		uVrms
Distortion	THD	A weighted		-61		dB
Signal Swing		1 kHz	3.5	4.0		V p-p
Input Impedance	ZIN			1.0		Mohm
Output Drive	Io			400		uA
Output Impedance	Zo			500		ohm
Output Capacitive Load					20	pF
Clock to Corner		MSHFS5, MSHFS6		12.5		
Clock to Corner		MSHFS1, MSHFS3		6.25		
Clock to Corner		MSHFS2, MSHFS4, Fo=1		12.5		
Clock to Corner		MSHFS2, MSHFS4, Fo=0		6.25		
Center Frequency Range	Fo	MSHFS1, MSHFS2, MSHFS5	0.00001	3		MHz
Center Frequency Range	Fo	MSHFS3, MSHFS4, MSHFS6	0.00001	1		MHz
Ripple						
Elliptic Lowpass				0.2		dB
Full Octave				0.2		dB
Third Octave				0.2		dB
Sixth Octave				0.2		dB
Stop Band Rejection						
Elliptic Lowpass				70		dB
Bessel Lowpass				60		dB
40 dB Bandwidth						
Full Octave		Normalized Fo	0.3		3	
Third Octave		Normalized Fo	0.6		1.67	
Sixth Octave		Normalized Fo	0.76		1.32	
Bandpass Q						
Full Octave Q	Q			1.5		
Third Octave	Q			4.5		
Sixth Octave	Q			9		

note 1: Sample rate ratio is 2X clock to corner ratio.



Selectable High Frequency LP/BP Filter Preliminary Data Sheet

MSHF51/MSHF52/MSHF53/MSHF54/MSHF55/MSHF56

Filter Selection

The filter type is selected using the two filter select pins, TYPE and FSEL, FSEL is a CMOS level pin that selects lowpass or bandpass (lowpass = 0, bandpass = 1). TYPE is a tertiary control pin that selects the filter response. State 0 is VSS, state 1 is GND and state 2 is VDD.

TYPE	Lowpass	Bandpass
0	Butterworth	Full Octave
1	Bessel	Third Octave
2	Elliptic	Sixth Octave

Pin Description

1. TYPE Filter Response Select Pin.
2. S2 Input Multiplexor Select Pin
3. CLK Sine Wave Clock Input
4. G Gain Select Pin
5. VDD Positive Power Supply, Typically +2.5 Volts for Split Supply, +5.0 Volts for Single Supply
6. PD Power Down Pin, CMOS level, Hi = Power Down
- 7, VSS Negative Power Supply, Typically -2.5 Volts for Split Supply, 0 Volts for Single Supply
8. F0 Clock to Corner Select Pin
9. GND GND Pin, 0V for Split Supplies +2.5 Volts Typical for Single Supply
10. IN1 Input 1, Select Code 00
11. IN2 Input 2, Select Code 01
12. IN3 Input 3, Select Code 10
13. IN4 Input 4, Select Code 11
14. FSEL Selects Filter
0 = Low Pass, 1 = Bandpass
15. Out Filter Output
16. S1 Input Multiplexor Select Pin

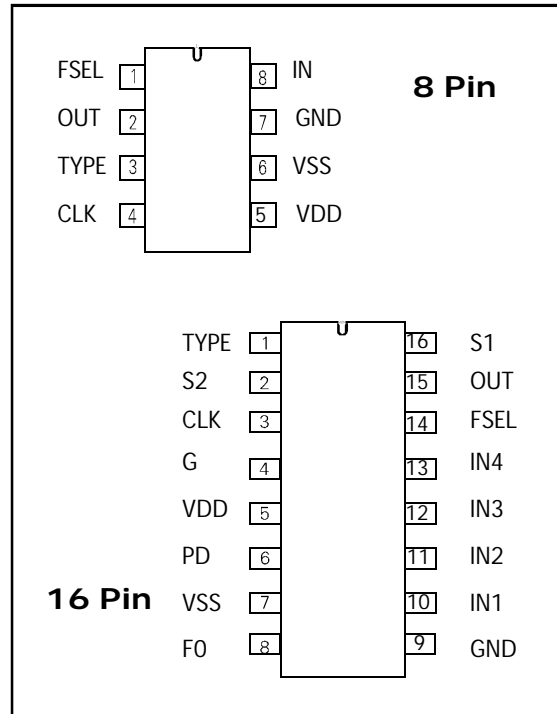
Gain and Frequency Selection

The Gain control pin G is a tertiary control pin where state 0 is VSS, state 1 is GND level and state 2 is VDD.

G	Gain
0	0dB
1	10dB
2	20dB

The frequency control pin F0 is a CMOS level pin where HIGH is clock to corner of 12.5 to 1 (25 to 1 for Bessel) and LOW is clock to corner of 6.25 to 1 (12.5 to 1 for Bessel). The sample rate ratio is twice the clock to corner ratio (double sampling).

Pin Configuration



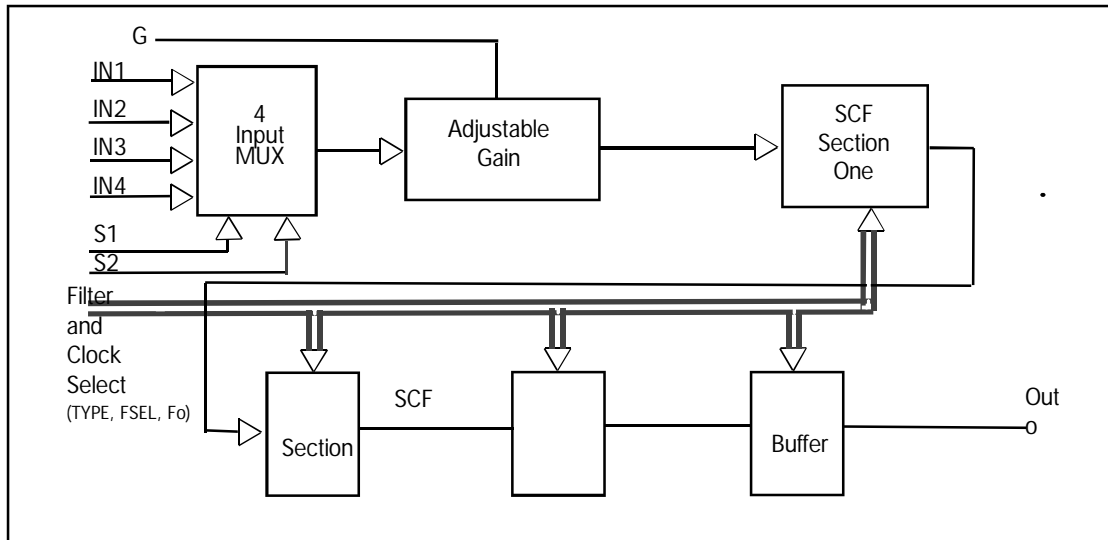


5/2004

Selectable High Frequency LP/BP Filter Preliminary Data Sheet

MSHFS1/MSHFS2/MSHFS3/MSHFS4/MSHFS5/MSHFS6

Block Diagram



Absolute Maximum Ratings

Power Supply Voltage	+6V
Storage Temperature	-60 to +150 C
Operating Temperature	0 to 70 C

Digital Levels

All the clock and control pins (except FSEL, CLK and G) are referenced between GND and VDD. In single supply applications, the digital levels should be CMOS levels from VSS to VDD. In dual supply systems, the digital levels should be CMOS levels from GND to VDD.

Ordering Information

Part Number	Package	Operating Temperature
MSHFS1P	8 Pin Dip	0 - 70 C
MSHFS2P	16 Pin Dip	0 - 70 C
MSHFS3P	8 Pin Dip	0 - 70 C
MSHFS4P	16 Pin Dip	0 - 70 C
MSHFS5P	8 Pin Dip	0 - 70 C
MSHFS6P	8 Pin Dip	0 - 70 C
MSHFS1S	8 Pin SOIC	0 - 70 C
MSHFS2S	16 Pin SOIC	0 - 70 C
MSHFS3S	8 Pin SOIC	0 - 70 C
MSHFS4S	16 Pin SOIC	0 - 70 C
MSHFS5S	8 Pin SOIC	0 - 70 C
MSHFS6S	8 Pin SOIC	0 - 70 C

Input Selection

The input is selected using the Input Select Pins S1 and S2.

S2	S1	Input
0	0	1
0	1	2
1	0	3
1	1	4

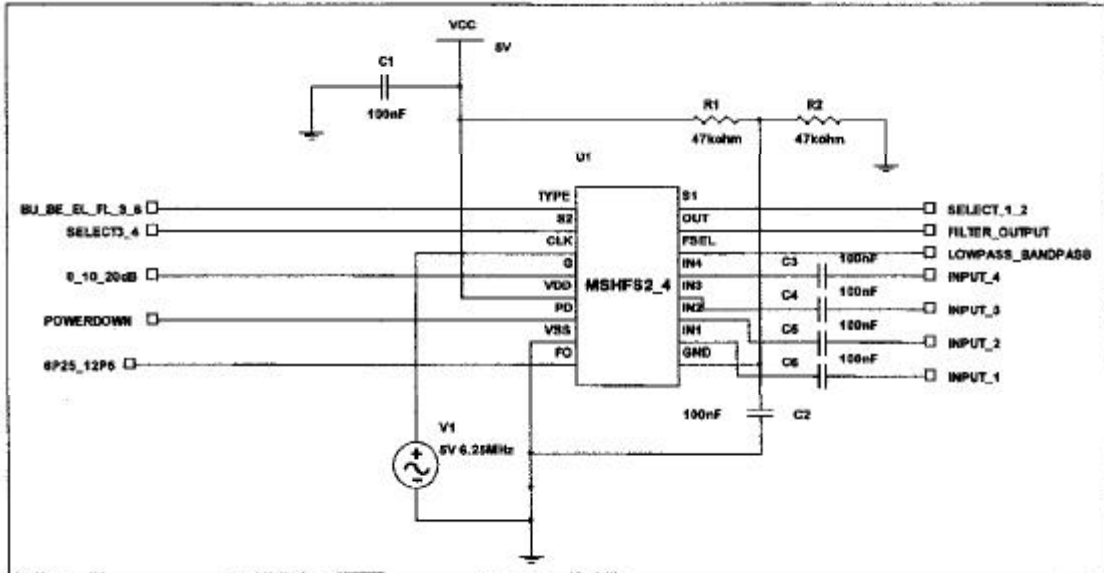




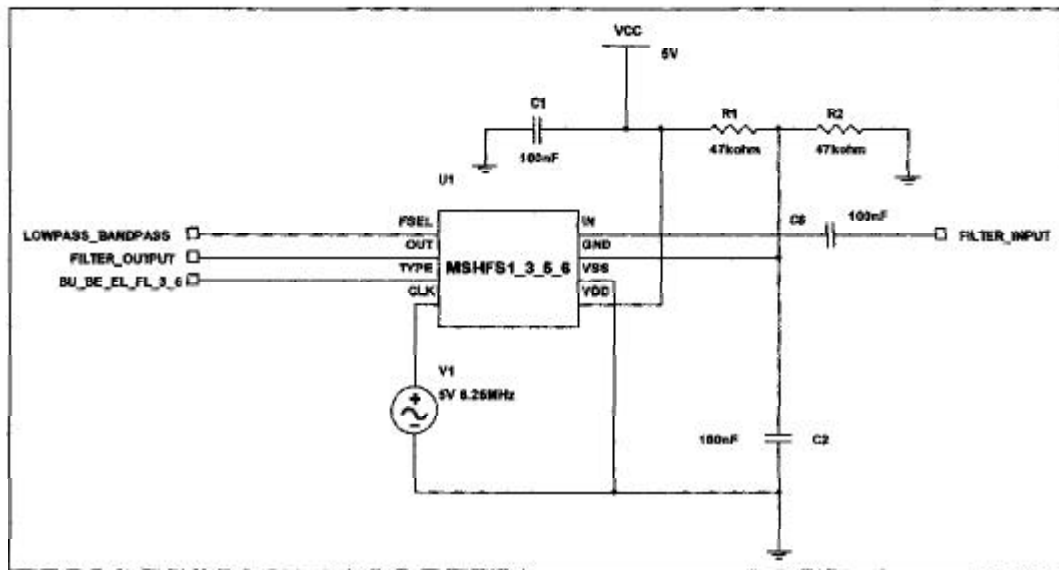
Selectable High Frequency LP/BP Filter Preliminary Data Sheet

MSHFS1/MSHFS2/MSHFS3/MSHFS4/MSHFS5/MSHFS6

Application Schematics _____ Mux part - Single supply operation



Single part - Single supply operation



5/2004



Selectable High Frequency LP/BP Filter Preliminary Data Sheet

MSHFS1/MSHFS2/MSHFS3/MSHFS4/MSHFS5/MSHFS6

Notes





5/2004

Selectable High Frequency LP/BP Filter Preliminary Data Sheet

MSHFS1/MSHFS2/MSHFS3/MSHFS4/MSHFS5/MSHFS6

STANDARD PRODUCTS

MSGEQ5A	Five Band Graphic Equalizer
MSGEQ7	Seven Band Graphic Equalizer
MSHFS1-6	Selectable High Frequency LP/BP Filter
MSFS1-6	Selectable Lowpass/Bandpass Filter
MSCAHF	Selectable High Frequency Active Lowpass/Bandpass Filter
MSU1F1-4, MSU2F1	Resistor Programmable Universal Active Filter
MSU1HF1-4, MSU2HF1	High Frequency Resistor Programmable Universal Active Filter
MSELP	Switched Capacitor Elliptic Lowpass Filter with Op Amps
MSNBLP	Switched Capacitor Butterworth Lowpass Filter
MSLE/B/C5L/M	Switched Capacitor General Purpose Lowpass Filter
MS2LFS	Dual Selectable Low Voltage Lowpass/Bandpass Filter
MSLFS	Selectable Low Voltage Lowpass/Bandpass Filter
MSHN1-6	Selectable High Pass/Notch Filter
MSRAAF	Resistor Programmable Active Audio Filter
MSRAHF	Resistor Programmable Active High Frequency Filter
MSDET	Tone Detector
MSEPAF	Electrically Programmable Active Filter
MSCBT	Communications Baseband Transceiver
MSLV14	14 MHz Video Lowpass Filter



5/2004



Selectable High Frequency LP/BP Filter Preliminary Data Sheet

MISHFS1/MISHFS2/MISHFS3/MISHFS4/MISHFS5/MISHFS6

Mixed Signal Integration
2157F O'Toole Avenue
San Jose, California 95131-1332
Phone: (408)-434-6305
Fax: (408)-434-6417

In Mississippi, Alabama, Georgia
South Carolina, North Carolina, and Tennessee
contact:

Adeptronics
9694 Madison Boulevard Suite A-14
Madison, Alabama 35758
Telephone: 256-772-1922
Facsimile: 256-772-0323

In Arizona, Utah, Colorado, Montana,
Wyoming, Idaho, New Mexico and
southern Nevada
contact:

Nelco Electronix
6970 S. Holly Circle, #205
Centennial, CO 80112
Telephone: 720-493-9630
Facsimile: 720-493-9631

In Hong Kong and the People's
Republic of China contact:

Alphatron
2L, Cooke Street/F
G/F, Hung Hom
Kowloon Bay, Hong Kong
Telephone: 852-2303-1290
Facsimile: 852-2900-3616

In Israel contact:

Phoenix Technologies Ltd.
3 Gavish St.
Kfar-Saba, 44424
Israel
Telephone: 09-764-4800
Facsimile: 09-764-4801

In Indiana, Kentucky, Ohio, Michigan,
and western Pennsylvania contact:

CCR Electronics, Inc.
825 Woodfield Crossing Blvd
Suite 100
Indianapolis, Indiana 46240-2495
Telephone: 317-469-4855

In Korea contact:

H. B. Corp.
#1409, Seocho World Officetel,
1355-3, Seocho-Dong, Seocho-Ku,
Seoul, Korea 137-070
Telephone: (02)3472-3450
Facsimile: (02)3472-3458

In the United Kingdom contact:

Electronics 2000 Ltd.
Grafton House
Grafton Street
High Wycombe
Bucks HP12 3AJ
Telephone: 00-44-1494-444044
Facsimile: 00-44-1494-470499

In Taiwan contact:

Maxtek Technology Co., Ltd.
5F, No. 13-20, Sec. 6, Min Chian E Road, Nei Hu
Taipei, 114 R.O.C.
Telephone: 886-2-2794-6060
Facsimile: 886-2-2879-8922

In Singapore, Indonesia and
Malaysia contact:

EXER Technologies (S) PTE LTD
45 Kaki Bukit Industrial Terrace
Singapore 416125
Telephone: (65)-6-747-9669
Facsimile: (65)-6-749-9669

