

Fig. 1

- Series 350, 360, 370, 380 single row Header Strips come with various contacts (pin, slotted head, turret and solder cup) with pluggable solder tails. (M-M# 0290, 0282, 0700, or 8000 see pages 173 & 174 for details).



Ordering Information

Fig. 1	Series 350...001 0,64 Pin / 0,46 Solder Tail
	350-XX-1__-00-001000 Specify # of pins → 01-64
Fig. 2	Series 360...001 Slotted Head / Solder Tail
	360-XX-1__-00-001000 Specify # of pins → 01-64
Fig. 3	Series 370...001 Turret / Solder Tail
	370-XX-1__-00-001000 Specify # of pins → 01-64
Fig. 4	Series 380...001 Solder Cup / Solder Tail
	380-XX-1__-00-001000 Specify # of pins → 01-64

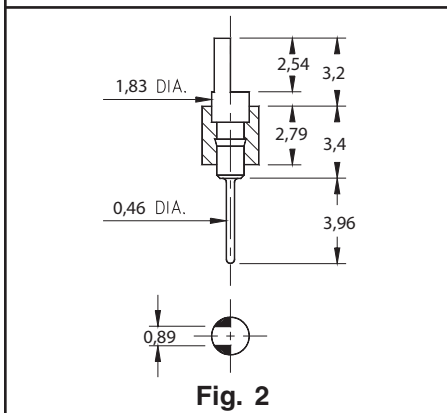


Fig. 2

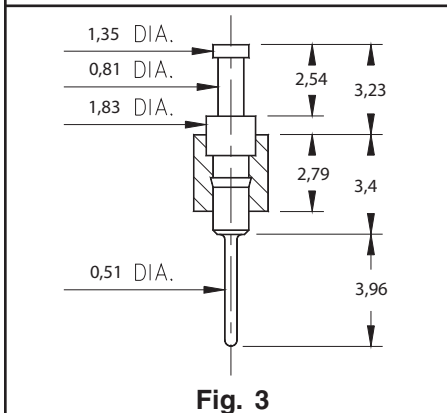


Fig. 3

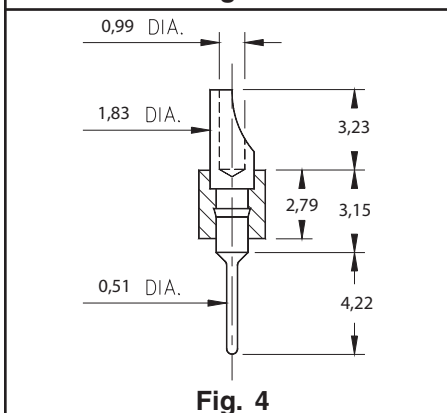


Fig. 4

XX=Plating Code
See Below



For RoHS compliance, select \diamond plating code. For the gold option (XX=10) also change part number from 3X0-XX-1XX-00-001000 to 3X0-10-1XX-00-001100

SPECIFY PLATING CODE XX=	10 \diamond	90	40 \diamond	
Pin Plating	0,25 μ m Au	5,08 μ m Sn/Pb	5,08 μ m Sn	