

Teleposts

Excellent on field instruments and apparatus requiring quick contact on a flexible insulated cable. No stripping or removing of insulation required.

Contact is made by a hardened and ground steel piercing pin securely mounted in the center plunger.

An accurately milled groove in the base holds the cable in true alignment with the piercing pin assuring a positive contact on the stranded wire when the cap is screwed down.

Note:

1) All dimensions are in inches unless specified.

Many special binding post assemblies — both watertight and nonwatertight exist in EB Y's product line and custom line capability... Consult factory for further information.






Figure 1

Figure 2

Figure 3

Figure 4

Eby Part Number	Figure Number	Dowel Available	Piercing Pin	Hardware Option	Thread Length	Thread Size (NC-2)	Closed Height	Open Height	Plating Type
7213	1	Yes	No	None	0.375	12-24	0.813	1.156	NI
7308	1	Yes	No	None	0.750	12-24	0.813	1.156	NI
7308-001	1	Yes	No	None	0.560	12-24	0.813	1.156	NI
7308-002	1	Yes	No	None	0.750	12-24	0.813	1.156	NI
9764-006	4	No	No	None	0.406	12-24	0.875	1.250	NI
9764-024	3	No	No	None	0.813	12-24	0.875	1.218	BRT Dip
9764-025-HA	2	Yes	Yes	Assembled	0.750	12-24	0.813	1.156	NI
9764-025-HU	2	Yes	Yes	Unassembled	0.750	12-24	0.813	1.156	NI
9764-027	2	Yes	Yes	None	0.375	12-24	0.813	1.156	Silver
9764-028	2	Yes	Yes	None	0.750	12-24	0.813	1.156	Silver

Specifications are subject to change without notice.
For special requirements consult factory.