

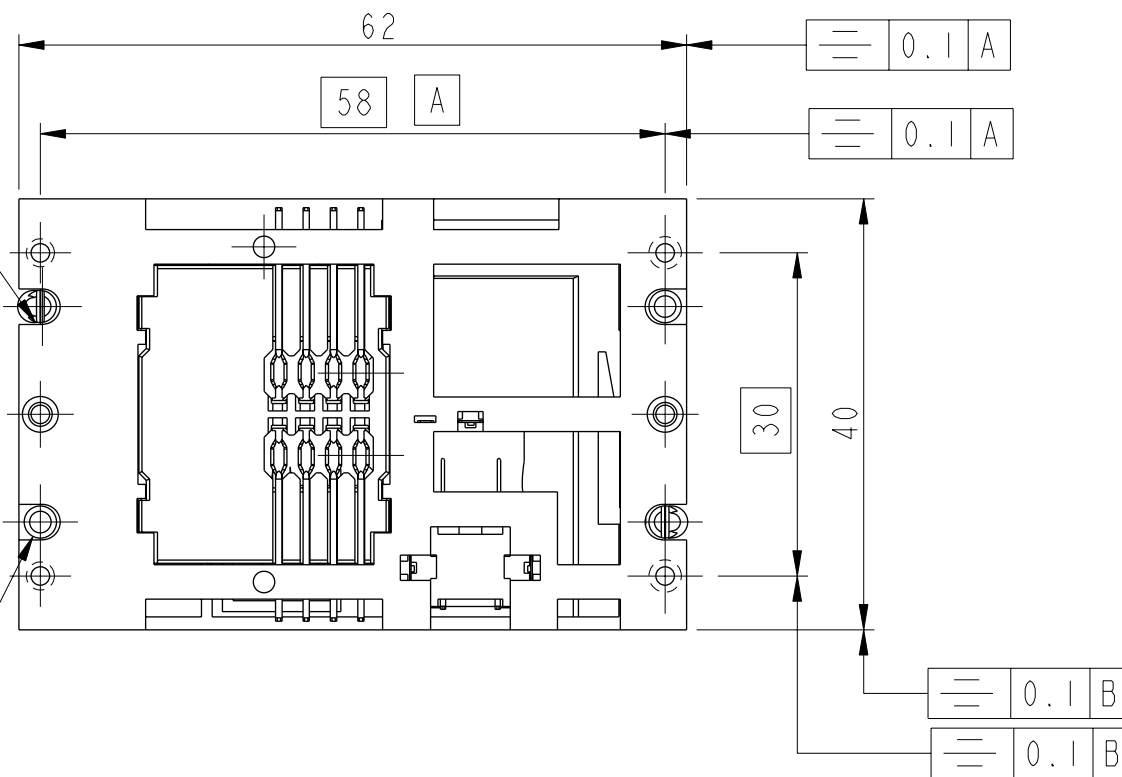
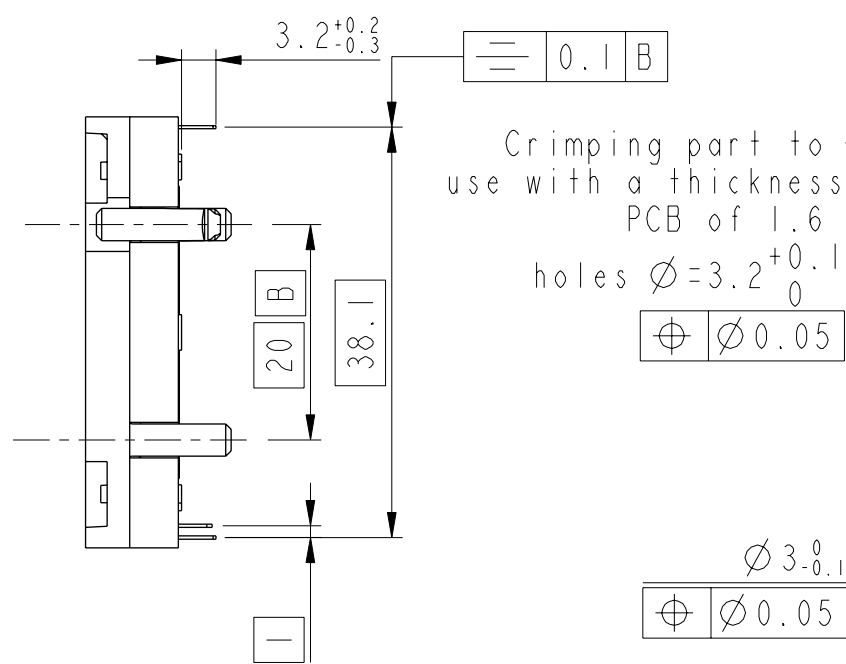
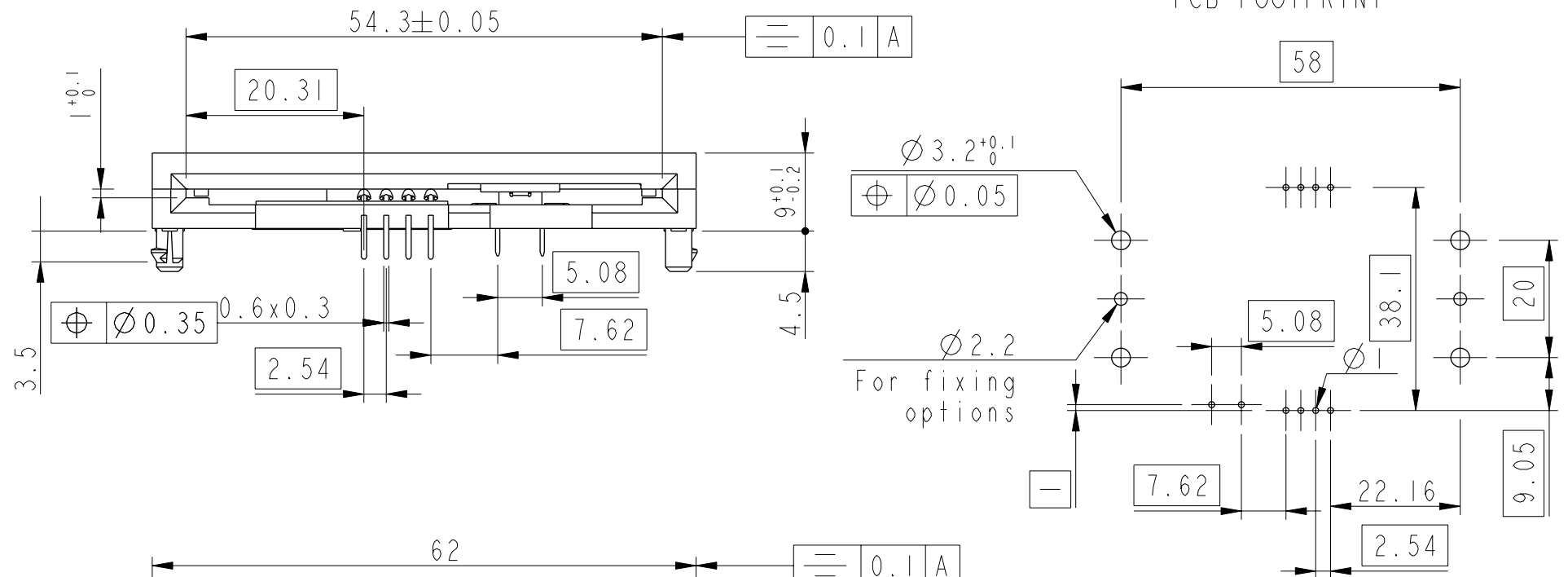
CATALOGUE NUMBER

7434L0825S01

7434L0825S01LF \*

\*- LEAD FREE version

IMPLANTATION C.1  
PCB FOOTPRINT



Copyright FCI.

LEAD FREE VERSION:

"This product meets European Union Directives and other country regulations as described in GS-22-008"

The housing will withstand exposure to 260°C peak temperature for 10seconds in a wave solder application with a 1.6mm minimum thick circuit board

rev	ecn no	dr	date
A	F20307	DLE	2002/04/29
B	105-0181	DTK	2005/07/20
C	106-0084	SSC	2006/06/21
D	108-0080	SSC	2008/06/28

www.fciconnect.com		surface - <input checked="" type="checkbox"/> ISO:1302	tolerance std ISO:406 ISO:1101	projection	MM
TOLERANCES UNLESS OTHERWISE SPECIFIED					
Dr	D.LEGRAND	2002/04/29	ANGULAR	0.x ±	size A3
Eng	F.TISSERAND	2002/04/29	LINEAR	0.xx ±	Scale 3:2
Chr	S.S.CHERIAN	2008/06/28	0° ±°	0.xxx ±	ECN 108-0080
Appr	S.S.CHERIAN	2008/06/28	Product family	SMARTCARD	Spec ref -
		title SMARTCARD ASSEMBLY		dwg no VJW12132	Rev. D
		L08-16 CONTACTS - 8 CONTACTS			
catalog no		SEE TABLE	CUSTOMER	sheet 1 of 1	